

ABOUT THE BOOK

"Bioinformatics in Cancer Immunogenomics", is a research-based work done by Dr. Rashi Srivastava, to highlight the major types of cancer, the root causes of cancer and significant measures that can be taken to manage cancer. The book focuses majorly on the increasing oral cancer in males and the increasing mortality rate due to cancer. Apart from all this, book also suggests some remedial measures as anticancer compounds. It also suggests some drugs derived from natural resources which can be used along chemotherapy to manage cancer.

It also provides new insights into further analysis to discover suitable biochemical and/or molecular markers for the early diagnose of pre-neoplastic lesions, as well as novel targets for its pharmacological intervention employing bioinformatics based modern biotechnological tools. These tools will be helpful during cytotoxic activity of the numerous chemotherapeutic agents. The research on Human glutathione s-transferase a1-1 with naturally occurring compounds will provide valuable insights and their role as chemotherapeutic agents. This book will act as a new revolution in the field of cancer research.

ABOUT THE AUTHOR



Dr. Rashi Srivastava is working as Associate Professor in School of Biotechnology, IFTM University Moradabad. Dr. Srivastava has made a significant contribution in the field of Bioinformatics. She did her M.Sc. in Bioinformatics and Ph.D. in Biotechnology from Integral University, Lucknow. Besides all this she has also done PG Diploma in Biotechnology from Govt. Polytechnic to help her reach the zenith in this field.

To enhance her knowledge, she has travelled in many places across India to attend workshops, trainings and seminars on Bioinformatics. Her hunger for research and knowledge has made her to work on Cancer Immunogenomics. By means of her writing, she has created awareness regarding the major types of cancer, the root causes of cancer and remedial measures. Her efforts are a boon to researchers in the field of cancer immunogenomics.



Taurean Publications™

New Delhi-110019

Email: taureanpublications@gmail.com
Website: www.taureanpublications.com


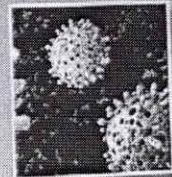
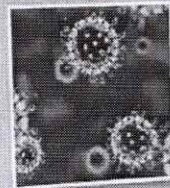


Bioinformatics in Cancer
Immunogenomics

Dr. Rashi Srivastava

Dr. Rashi Srivastava

Bioinformatics in Cancer Immunogenomics



Sanjeev Agrawal
REGISTRAR
IFTM UNIVERSITY
MORADABAD

Content

Acknowledgement

Preface

List of Figures

List of Tables

List of Softwares

Chapter 1

Introduction

1.1 Objectives

Chapter 2

Biochemical And Molecular Biological Studies On Oral Cancer: An Overview

2.0 Introduction

2.1 Risk Factors for Oral Cancer

2.2 Biochemistry and Molecular Biology of Oral Cancer

2.3 Tobacco-Derived Carcinogens are Involved In the Oral Cancer

2.4 Glutathione S-Transferase M1 and T1 Null Genotypes as Risk Factors for Oral Leukoplakia in Ethnic Indian Betel Quid / Tobacco Chewers

2.5 Gst Null Genotype and Antioxidants: Risk for Oral Cancer

Sani-ew

REGISTRAR
IFTM UNIVERSITY
MORADABAD

- 2.6 Data of Different Countries
- 2.7 Relevant the Major Proteins Enzymes of Interest
 - 2.7.1 *Glutathione-S- Transferase*
 - 2.7.2 *Glutathione Peroxidase*
 - 2.7.3 *Glutathione Reductase*
- 2.8 Ligands of Significance
 - 2.8.1 *Iodoacetamide*
 - 2.8.2 *Beta-Mercaploethanol*
 - 2.8.3 *Dtt*
- 2.9 Gene Therapy in Oral Cancer
- 2.10 Concluding Remarks

Chapter 3

Human Glutathione S-Transferase A1-1 Binding with Natural Occurring Ligands: Assessment By Docking Simulations

- 3.0 Introduction
- 3.1 Materials and Methods
- 3.2 Results and Discussion
- 3.3 Conclusion

Chapter 4

Inhibition Study of Selenium-Glutathione Peroxidase via Mercaptans Using Insilco Approach

- 4.0 Introduction
- 4.1 Materials and Methods
 - 4.1.1 *Receptor X-Ray Structure*
 - 4.1.2 *Inhibitors Dataset*
 - 4.1.3 *Molecular Docking*
- 4.2 Results and Discussion
- 4.3 Conclusion

Chapter 5

Identification of Ellagic Acid Analogues as Potent Inhibitor of Protein Kinase Ck2: A Chemopreventive Role in Oral Cancer

- 5.0 Introduction
- 5.1 Materials and Methods
 - 5.1.1 *Receptor X-Ray Structure*
 - 5.1.2 *Active Site Analysis*
 - 5.1.3 *Inhibitors Dataset*
 - 5.1.4 *Molecular Docking*
 - 5.1.5 *Cyggwin*
 - 5.1.6 *2D Qsar*
 - 5.1.7 *Pubchem Compound Database Screening*
 - 5.1.8 *Python Molecular Viewer*
- 5.2 Results and Discussion
 - 5.2.1 *Results of Molecular Docking*
 - 5.2.2 *2D Qsar*
 - 5.2.3 *Evaluation of Qsar Models*
 - 5.2.4 *Results of Python Molecular Viewer*
- 5.3 Conclusion

References

Sanjiv Anand
REGISTRAR
IFTM UNIVERSITY
MORADABAD