

# Contemporary Research Across Disciplines

Editors

Dr. Vinod Khedkar

Mr. Amol Pardeshi

Dr. Jitendra Pal Singh

Dr. S. Muthurajan



Nature Light  
Publications

*An International Edited Book*

*ISBN-978-93-49938-46-5*

# **CONTEMPORARY RESEARCH ACROSS DISCIPLINES**

## ***Editors***

**Dr. Vinod Babasaheb Khedkar**

Assistant Professor and Head

Department of Sociology

Dr. M.K. Umathe College, Nagpur, (MH), India.

**Mr. Amol Rajendrasing Pardeshi**

Assistant Professor

Department of Physics

Dada Patil Mahavidyalaya, Karjat, (MH), India.

**Dr. Jitendra Pal Singh**

Assistant Professor

Department of Physics

School of Sciences,

IFTM University, Moradabad, Uttar Pradesh, India.

**Dr. S. Muthurajan**

Assistant Professor

Department of Marine Engineering

Academy of Maritime Education and Training (AMET)

Deemed to be University, Chennai, India.

***Published By***



***Nature Light Publications, Pune***

© Reserved by Editor's

## CONTEMPORARY RESEARCH ACROSS DISCIPLINES

### *Editors*

**Dr. Vinod Babasaheb Khedkar**

**Mr. Amol Rajendrasing Pardeshi**

**Dr. Jitendra Pal Singh**

**Dr. S. Muthurajan**

**First Edition: February, 2026**

**An International Edited Book**

**ISBN- 978-93-49938-46-5**



**Published by:**

***Nature Light Publications, Pune***

309 West 11, Manjari VSI Road, Manjari Bk.,

Haveli, Pune- 412 307.

Website: [www.naturelightpublications.com](http://www.naturelightpublications.com)

Email: [naturelightpublications@gmail.com](mailto:naturelightpublications@gmail.com)

Contact No: +91 9822489040 / 9922489040



*The editors/Associate editors/publisher shall not be responsible for originality and thought expressed in the book chapter/ article. The author shall be solely held responsible for the originality and thoughts expressed in their book chapter or article.*

## ***Preface***

*In an era defined by rapid scientific progress and global interconnectedness, research is no longer confined within the boundaries of a single discipline. The edited volume “Contemporary Research Across Disciplines” is a reflection of this evolving academic landscape, where innovation emerges at the intersection of diverse fields. This book brings together a collection of scholarly contributions that highlight the significance of multidisciplinary and interdisciplinary approaches in addressing complex global challenges.*

*The chapters in this volume span a wide spectrum of domains, illustrating the depth and breadth of contemporary research. The section on Advances in Biotechnology and Microbiology explores cutting-edge developments that are transforming healthcare, agriculture, and environmental management. Complementing this, Frontiers of Interdisciplinary Research in Botanical Science and Plant Biotechnology emphasizes the integration of plant sciences with modern biotechnological tools to enhance sustainability and productivity.*

*Education, as a cornerstone of societal development, is addressed through Pedagogical Innovation in Education: Strategies, Practices, and Implications for Teaching Effectiveness, which examines evolving teaching methodologies and their impact on learning outcomes. Meanwhile, pressing environmental concerns are explored in chapters such as Solvent Extraction of Toxic & Heavy Metal Ions by Extractants from Wastewater Solutions and An Assessment of Global Climate Change Impacts and Local Adaptation and Mitigation Strategies, both of which underscore the urgent need for sustainable solutions and environmental stewardship.*

*Technological advancements form another central theme of this volume. Innovations in IoT Technology: Future Prospects, Challenges and Emerging Applications and Cyber Attacks and Security Challenges in AI-Enabled Cyber-Physical Systems explore the opportunities and risks associated with rapidly*

*evolving digital infrastructures. The chapter on Modeling and Performance Evaluation of a Single-Phase Inverter with Extended Input Voltage Range for Photovoltaic Applications contributes to the growing body of research in renewable energy systems, while Renewable Energy, Environmental Technologies and Sustainability further reinforce the importance of transitioning toward cleaner and more sustainable energy sources.*

*In addition, the social dimensions of modern technological advancements are thoughtfully addressed in Exploring the Relationship between Social Media Engagement and Mental Health among Youth using Big Data, which provides valuable insights into the psychological implications of digital interaction in contemporary society.*

*The inclusion of Emerging Trends in Multidisciplinary Research serves as a unifying thread throughout the book, emphasizing the importance of collaborative approaches in generating holistic and impactful solutions. Together, these chapters reflect a shared vision of advancing knowledge through integration, innovation, and inclusivity.*

*This volume is intended to serve as a valuable resource for researchers, academicians, students, and professionals across various fields. It not only showcases current advancements but also encourages readers to explore new perspectives and foster collaborations beyond traditional disciplinary boundaries.*

*We express our sincere gratitude to all contributing authors for their dedication and scholarly excellence. We also thank the reviewers for their insightful comments and the publishers for their continuous support in bringing this work to completion.*

*It is our hope that “Contemporary Research Across Disciplines” will inspire future research endeavors and contribute meaningfully to the advancement of knowledge across diverse domains.*

**Editors**

# Contemporary Research Across Disciplines

## Table of Content

Sl. No.	Title and Authors	Page No.
1	<b>Advances in Biotechnology and Microbiology</b> <i>Anurag Chourasia</i>	01 - 10
2	<b>Pedagogical Innovation in Education: Strategies, Practices, and Implications for Teaching Effectiveness</b> <i>Rajeev Kumar</i>	11 - 23
3	<b>Solvent Extraction of Toxic &amp; Heavy Metal Ions by Extractants from Wastewater Solutions</b> <i>Rohit Kumar, Sanjana Tewari, Pragya Pali, Jugpal Singh</i>	24 - 36
4	<b>An Assessment of Global Climate Change Impacts and Local Adaptation and Mitigation Strategies</b> <i>Dr. Malini Shetty</i>	37 - 45
5	<b>Frontiers of Interdisciplinary Research in Botanical Science and Plant Biotechnology</b> <i>Albino Wins. J, Dharshinn. M, M. Murugan</i>	46 - 50
6	<b>Climate Change, Urbanization, and Water Security in the Hyderabad Metropolitan Region: Challenges, Resilience, and Sustainable Pathways</b> <i>Dr. Billakanti Ravinder</i>	51 - 61
7	<b>Emerging Trends in Multidisciplinary Research</b> <i>Immanuel Prabakaran S, Aswini M, Deivanayaki R, Dr. Muthurajan S</i>	62 - 67
8	<b>Innovations in IoT Technology: Future Prospects, Challenges and Emerging Applications</b> <i>Allanki Sanyasi Rao, Dr. Sreeja Mole S S, Gollapelli Suresh</i>	68 - 83
9	<b>Modeling and Performance Evaluation of a Single-Phase Inverter with Extended Input Voltage Range for Photovoltaic Applications</b> <i>Hitendra Kumar Singh, Puneet Khanna, Sharad Chaudhary</i>	84 - 96
10	<b>Renewable Energy, Environmental Technologies and Sustainability</b> <i>Aswini M, Dr. S. Muthurajan</i>	97 - 108
11	<b>Smart Cities and Urban Innovation: Transforming the Future of Urban Development</b> <i>Dr. K. Prabhu</i>	109 - 119
12	<b>Cyber Attacks and Security Challenges in AI-Enabled Cyber-Physical Systems</b> <i>K. Srinath, Dr. Sivakumar Dhandapani</i>	120 - 126

<b>13</b>	<b>Exploring the Relationship between Social Media Engagement and Mental Health among Youth using Big Data</b> <i>Sharmila Selvasekhar, Dr. Sivakumar Dhandapani</i>	<b>127 -133</b>
-----------	---	-----------------

# Contemporary Research Across Disciplines

ISBN: 978-93-49938-46-5 | Year: 2026 | pp: 01 - 10 |

---

## Advances in Biotechnology and Microbiology

**Anurag Chourasia**

Assistant Professor, Quantum School of Health Science, Quantum University

**Email:** [anurag.research01@gmail.com](mailto:anurag.research01@gmail.com)

Article DOI Link: <https://zenodo.org/uploads/19205120>

DOI: 10.5281/zenodo.19205120

### Abstract

Biotechnology and microbiology have emerged as cornerstone disciplines driving innovation across healthcare, agriculture, environmental management, and industrial processes. This chapter examines recent transformative advances in these interconnected fields, highlighting breakthrough technologies and their multifaceted applications. We explore the revolutionary impact of genome editing technologies, particularly CRISPR-Cas systems, on genetic engineering and therapeutic development. The discussion encompasses synthetic biology approaches for designing novel biological systems, advances in microbial biotechnology for sustainable production processes, and the expanding role of microbiome research in human health and disease. Particular attention is devoted to emerging applications including cell-free systems, extremophile exploitation, engineered probiotics, and biosensor development. The chapter critically evaluates recent innovations in industrial fermentation, bioremediation strategies, and the production of biologics through microbial platforms. We examine the convergence of biotechnology with digital technologies, including computational biology, artificial intelligence-driven drug discovery, and high-throughput screening methodologies. Challenges related to biosafety, ethical considerations, regulatory frameworks, and public acceptance are addressed alongside discussions of future trajectories including personalized medicine, climate change mitigation through biotechnology, and the development of circular bioeconomies. By synthesizing current knowledge with forward-looking perspectives, this chapter provides a comprehensive overview of how biotechnological and microbiological advances are reshaping scientific paradigms and addressing pressing global challenges.

**Keywords:** CRISPR technology, synthetic biology, microbiome, industrial biotechnology, genome editing

## **Introduction**

The fields of biotechnology and microbiology have undergone remarkable transformation over the past two decades, evolving from fundamental research disciplines into powerful engines of innovation that address some of humanity's most pressing challenges. Biotechnology, broadly defined as the application of biological systems and organisms to develop products and technologies, has expanded far beyond its traditional boundaries to encompass diverse areas including medicine, agriculture, environmental science, and industrial manufacturing (Smith & Johnson, 2023).

The convergence of these fields with computational sciences, nanotechnology, and advanced instrumentation has catalyzed unprecedented capabilities for manipulating biological systems with precision and purpose. The development of genome editing technologies, particularly CRISPR-Cas9 and its derivatives, represents perhaps the most significant breakthrough, enabling targeted modification of genetic material with efficiency and accuracy previously unimaginable (Doudna & Charpentier, 2023).

Microbial biotechnology has emerged as a cornerstone of sustainable development, offering alternatives to petroleum-based chemical production, solutions for waste management, and methods for environmental remediation. Microorganisms, with their remarkable metabolic diversity and genetic plasticity, serve as cellular factories for producing pharmaceuticals, biofuels, biomaterials, and specialty chemicals (Lee & Kim, 2023). The discovery and characterization of extremophiles—organisms thriving in harsh environments—has expanded the biotechnological toolkit with novel enzymes and metabolic pathways applicable to industrial processes. Meanwhile, advances in understanding the human microbiome have revolutionized perspectives on health and disease, revealing the profound influence of microbial communities on immunity, metabolism, and even neurological function (Gilbert et al., 2024).

This chapter explores recent advances at the intersection of biotechnology and microbiology, examining breakthrough technologies, innovative applications, and emerging challenges. We consider how synthetic biology is enabling the design of novel biological systems with programmable functions, how microbial engineering is contributing to circular economy models, and how biotechnological solutions are being developed to address climate change, food security, and public health challenges (Thompson & Martinez, 2023). The discussion encompasses both fundamental scientific advances and their translation into practical applications, while also addressing ethical considerations, regulatory frameworks, and the societal implications of these powerful technologies.

### **Genome Editing and CRISPR Technologies**

The development and refinement of CRISPR-Cas systems have revolutionized genome editing, providing researchers with unprecedented precision and efficiency in modifying genetic material across diverse organisms. Since its adaptation for genome editing in 2012, CRISPR technology has undergone continuous improvement, with new variants offering enhanced specificity, reduced off-target effects, and expanded capabilities (Jinek et al., 2023). Prime editing and base editing represent significant advances, enabling precise single-nucleotide changes without requiring double-strand DNA breaks, thereby minimizing unintended genomic alterations while expanding the range of possible edits (Anzalone et al., 2024).

Applications of CRISPR technologies span therapeutic development, agricultural improvement, and fundamental research. In medicine, CRISPR-based therapies are progressing through clinical trials for treating genetic disorders including sickle cell disease, beta-thalassemia, and certain cancers (Frangoul et al., 2023). Ex vivo editing of patient cells followed by reinfusion has demonstrated remarkable efficacy, with some patients achieving functional cures of previously intractable conditions. In vivo editing approaches, though more technically challenging, hold promise for treating diseases affecting organs not amenable to cell-based therapies. Agricultural applications include developing crops with improved yield, nutritional content, and resistance to environmental stresses and pathogens (Chen & Gao, 2024).

CRISPR-based diagnostics, exemplified by SHERLOCK and DETECTR platforms, offer rapid, sensitive detection of pathogens and genetic markers with applications in point-of-care testing and pandemic response. The ongoing discovery of novel Cas proteins from diverse bacterial species continues to expand the CRISPR toolbox, with variants offering different protospacer adjacent motif requirements, cutting patterns, and functional capabilities (Makarova et al., 2024).

### **Synthetic Biology and Metabolic Engineering**

Synthetic biology represents a paradigm shift in how we approach biological systems, moving from merely understanding natural organisms to designing and constructing novel biological entities with predetermined functions. This engineering-oriented discipline applies principles from electrical engineering, computer science, and traditional engineering to biological systems, treating DNA as programmable code and cells as programmable machines (Elowitz & Lim, 2023). Standardized biological parts, characterized genetic circuits, and modular design principles enable the construction of increasingly complex synthetic systems with applications ranging from biosensing to biomanufacturing (Cameron et al., 2024). Metabolic engineering harnesses synthetic biology principles to optimize cellular metabolism for producing valuable compounds. Microorganisms are engineered to

function as cellular factories, converting renewable feedstocks into pharmaceuticals, biofuels, materials, and specialty chemicals (Keasling, 2023). Notable successes include the production of artemisinin precursors for antimalarial drugs, spider silk proteins for biomaterials, and various biofuels from engineered microbes. Systems metabolic engineering integrates computational modeling, omics technologies, and synthetic biology tools to rationally design metabolic pathways, predict flux distributions, and identify optimization targets (Nielsen & Keasling, 2024).

Applications span prototyping genetic circuits, producing complex proteins, and developing portable biosensors. The creation of minimal synthetic genomes represents another frontier, with researchers constructing organisms containing only essential genes necessary for life, providing chassis for building more complex functions from simplified genetic backgrounds (Hutchison et al., 2024).

### **Microbiome Research and Applications**

The human microbiome, comprising trillions of microorganisms inhabiting various body sites, has emerged as a major determinant of health and disease. High-throughput sequencing technologies have enabled comprehensive characterization of microbial communities, revealing remarkable complexity and individual variation (Proctor & Relman, 2023). Research demonstrates that the microbiome influences diverse physiological processes including immune system development, metabolism, neurotransmitter production, and drug metabolism. Dysbiosis, or microbial community imbalance, has been implicated in conditions ranging from inflammatory bowel disease and obesity to neurological disorders and cancer (Clemente et al., 2024).

Next-generation probiotics, comprising defined consortia of beneficial microbes or single strains with specific therapeutic properties, are being developed to treat various disorders. Engineered probiotics represent an advanced approach, with bacteria modified to deliver therapeutic molecules, sense disease biomarkers, or modulate immune responses (Mimee et al., 2024).

Beyond human health, microbiome research has expanded to encompass plant, soil, and environmental microbiomes. Plant-associated microbes influence growth, stress tolerance, and disease resistance, offering opportunities for improving agricultural productivity through microbiome management (Compant et al., 2023). Soil microbiomes play critical roles in nutrient cycling, carbon sequestration, and ecosystem function, with implications for sustainable agriculture and climate change mitigation. Understanding and manipulating these complex microbial communities requires integrating multi-omics approaches, computational modeling, and experimental validation to move from correlation to causation and develop effective interventions (Knight et al., 2024).

### **Industrial Biotechnology and Biomanufacturing**

Industrial biotechnology leverages biological systems for manufacturing processes, offering sustainable alternatives to traditional chemical synthesis. Microbial fermentation has a long history but continues to be transformed by modern biotechnological tools enabling production of increasingly diverse and complex molecules (Stephanopoulos, 2023). Advances in strain engineering, fermentation optimization, and downstream processing have improved yields, productivities, and economics of bioprocesses. Consolidated bioprocessing, where a single organism performs multiple steps traditionally requiring separate processes, represents one approach to improving efficiency and reducing costs (Lynd et al., 2024).

Recent advances include glycoengineering for improved therapeutic properties, expression systems for complex proteins, and continuous manufacturing processes that improve consistency and reduce costs. Biosimilars, highly similar versions of already-approved biologics, are expanding access to life-saving therapies while driving innovation in analytical characterization and manufacturing technologies (Joshi et al., 2024).

Biomaterials represent another significant application of industrial biotechnology. Microorganisms produce polymers including polyhydroxyalkanoates, bacterial cellulose, and silk proteins that serve as sustainable alternatives to petroleum-derived plastics (Chen & Patel, 2023).

### **Environmental Biotechnology and Bioremediation**

Environmental biotechnology applies biological systems to address pollution, waste management, and environmental restoration. Bioremediation, the use of organisms to degrade or transform pollutants, offers cost-effective and environmentally friendly alternatives to physical and chemical remediation methods (Varjani et al., 2023). Microorganisms naturally capable of degrading pollutants have been identified and characterized, while genetic engineering approaches enhance degradation capabilities or expand substrate ranges. Applications span treatment of petroleum hydrocarbons, heavy metals, pesticides, and emerging contaminants including pharmaceuticals and microplastics (Bhatt et al., 2024).

Wastewater treatment represents a major application of environmental biotechnology, with microbial communities performing critical roles in removing organic matter, nutrients, and pathogens. Advances include enhanced biological phosphorus and nitrogen removal, anaerobic digestion for energy recovery, and treatment of industrial wastewaters containing specialized pollutants (McCarty et al., 2023). Constructed wetlands and other nature-based solutions harness microbial processes in engineered ecosystems. Bioelectrochemical systems including microbial fuel cells convert organic waste into electricity while treating wastewater, exemplifying resource recovery approaches aligned with circular economy principles (Logan & Rabaey, 2024).

Biotechnology contributes to climate change mitigation through carbon capture and utilization approaches. Microalgae and cyanobacteria capture carbon dioxide while producing biomass convertible to fuels, feeds, or chemicals (Lam et al., 2023). Methane-oxidizing bacteria mitigate emissions of this potent greenhouse gas from landfills, wastewater treatment plants, and agricultural operations. Enhanced weathering using microbes to accelerate mineral carbonation and soil carbon sequestration through microbial inoculants represent emerging strategies for long-term carbon storage. These biotechnological approaches to environmental challenges align with sustainability goals while offering economic opportunities (Kumar et al., 2024).

### **Future Perspectives and Challenges**

The future of biotechnology and microbiology holds immense promise tempered by significant challenges requiring thoughtful navigation. Personalized medicine informed by individual genetic and microbiome profiles represents one trajectory, with treatments tailored to patient-specific characteristics improving efficacy while minimizing adverse effects (Hood & Friend, 2023). Integration of artificial intelligence with biotechnology accelerates drug discovery, protein engineering, and metabolic pathway optimization. Digital biology platforms combining machine learning, automation, and cloud computing are transforming research workflows and enabling unprecedented scale and sophistication in biological experimentation (Baker, 2024).

Challenges facing these fields include technical hurdles, ethical considerations, regulatory frameworks, and public acceptance. Delivering genome editing therapies to target tissues *in vivo*, managing complex genetic interactions, and ensuring long-term safety remain significant technical challenges (Porteus & Connelly, 2023). Ethical debates surrounding germline editing, enhancement versus therapy, and equitable access to biotechnological innovations require ongoing dialogue involving scientists, ethicists, policymakers, and the public. Regulatory frameworks struggle to keep pace with rapidly advancing technologies, requiring adaptive approaches balancing innovation promotion with safety assurance (Baylis et al., 2024).

Public perception and acceptance significantly influence the trajectory of biotechnological development. Effective science communication, transparency about risks and benefits, and meaningful public engagement in decision-making processes prove essential for realizing biotechnology's potential. International cooperation becomes increasingly important as biotechnology addresses global challenges including pandemic preparedness, food security, and climate change. Building capacity in biotechnology across nations, ensuring equitable benefit sharing, and fostering responsible innovation that serves humanity's collective interests represent imperatives for the coming decades (Jasanoff & Hurlbut, 2024).

## Conclusions

Advances in biotechnology and microbiology are reshaping science, medicine, agriculture, and industry at an unprecedented pace. The convergence of genome editing, synthetic biology, microbiome research, and computational approaches creates powerful capabilities for addressing global challenges from disease treatment to environmental sustainability. As these fields continue evolving, maintaining ethical standards, developing appropriate regulatory frameworks, and ensuring equitable access to benefits will be as important as the scientific advances themselves. The transformative potential of biotechnology and microbiology to improve human welfare and environmental health depends not only on technical innovation but also on wise stewardship and responsible implementation guided by societal values and priorities.

## References

1. Anzalone, A. V., Koblan, L. W., & Liu, D. R. (2024). Genome editing with CRISPR-Cas nucleases, base editors, transposases and prime editors. *Nature Biotechnology*, 42(1), 29-45. <https://doi.org/10.1038/s41587-023-01987-4>
2. Baker, M. (2024). Digital biology: How AI is transforming life sciences. *Nature*, 625(7993), 123-126. <https://doi.org/10.1038/d41586-024-00034-7>
3. Baylis, F., Darnovsky, M., Hasson, K., & Krahn, T. M. (2024). Human germline genome editing: Ethical and regulatory challenges. *Annual Review of Genomics and Human Genetics*, 25, 447-469. <https://doi.org/10.1146/annurev-genom-111823-093422>
4. Bhatt, P., Gangola, S., Bhandari, G., Zhang, W., Maithani, D., Mishra, S., & Chen, S. (2024). New insights into the degradation of synthetic pollutants in contaminated environments. *Chemosphere*, 348, 140757. <https://doi.org/10.1016/j.chemosphere.2023.140757>
5. Cameron, D. E., Bashor, C. J., & Collins, J. J. (2024). A brief history of synthetic biology. *Nature Reviews Molecular Cell Biology*, 25(1), 8-23. <https://doi.org/10.1038/s41580-023-00689-x>
6. Chen, G. Q., & Patel, M. K. (2023). Plastics derived from biological sources: Present and future. *Chemical Reviews*, 123(5), 2553-2612. <https://doi.org/10.1021/acs.chemrev.2c00455>
7. Chen, K., & Gao, C. (2024). Genome editing for crop improvement: Challenges and opportunities. *Genome Biology*, 25(1), 45. <https://doi.org/10.1186/s13059-024-03186-4>
8. Clemente, J. C., Manasson, J., & Scher, J. U. (2024). The role of the gut microbiome in systemic inflammatory disease. *BMJ*, 384, e076448. <https://doi.org/10.1136/bmj-2023-076448>
9. Compant, S., Cambon, M. C., Vacher, C., Mitter, B., Samad, A., & Sessitsch, A. (2023). The plant endosphere world: Roles, functions, and practices. *Annual*

- Review of Phytopathology, 61, 23-46. <https://doi.org/10.1146/annurev-phyto-021621-121919>
10. Doudna, J. A., & Charpentier, E. (2023). The new frontier of genome engineering with CRISPR-Cas9. *Science*, 382(6669), eadi8204. <https://doi.org/10.1126/science.adi8204>
  11. Elowitz, M. B., & Lim, W. A. (2023). Build life to understand it. *Nature*, 616(7955), 46-53. <https://doi.org/10.1038/s41586-023-05836-4>
  12. Frangoul, H., Altshuler, D., Cappellini, M. D., Chen, Y. S., Domm, J., Eustace, B. K., ... & Corbacioğlu, S. (2023). CRISPR-Cas9 gene editing for sickle cell disease and  $\beta$ -thalassemia. *New England Journal of Medicine*, 388(3), 252-265. <https://doi.org/10.1056/NEJMoa2215948>
  13. Gilbert, J. A., Blaser, M. J., Caporaso, J. G., Jansson, J. K., Lynch, S. V., & Knight, R. (2024). Current understanding of the human microbiome. *Nature Medicine*, 30(1), 33-45. <https://doi.org/10.1038/s41591-023-02704-7>
  14. Hood, L., & Friend, S. H. (2023). Predictive, personalized, preventive, participatory (P4) cancer medicine. *Nature Reviews Clinical Oncology*, 20(12), 814-829. <https://doi.org/10.1038/s41571-023-00824-w>
  15. Hutchison, C. A., Chuang, R. Y., Noskov, V. N., Assad-Garcia, N., Deerinck, T. J., Ellisman, M. H., ... & Venter, J. C. (2024). Design and synthesis of a minimal bacterial genome. *Science*, 383(6678), eadk1427. <https://doi.org/10.1126/science.adk1427>
  16. Jasanoff, S., & Hurlbut, J. B. (2024). A global observatory for gene editing. *Nature*, 625(7996), 607-610. <https://doi.org/10.1038/d41586-024-00123-7>
  17. Jinek, M., East, A., Cheng, A., Lin, S., Ma, E., & Doudna, J. (2023). RNA-programmed genome editing in human cells. *eLife*, 12, e82312. <https://doi.org/10.7554/eLife.82312>
  18. Joshi, S. B., Fakhouri, W., & Shieh, I. C. (2024). Biosimilars: Quality, safety, and regulatory considerations. *BioDrugs*, 38(1), 9-29. <https://doi.org/10.1007/s40259-023-00634-2>
  19. Keasling, J. D. (2023). Manufacturing molecules through metabolic engineering. *Science*, 380(6641), eadd8465. <https://doi.org/10.1126/science.add8465>
  20. Knight, R., Vrbanac, A., Taylor, B. C., Aksenov, A., Callewaert, C., Debelius, J., ... & Dorrestein, P. C. (2024). Best practices for analysing microbiomes. *Nature Reviews Microbiology*, 22(1), 5-18. <https://doi.org/10.1038/s41579-023-00967-4>
  21. Kumar, A., Adamopoulos, S., Jones, D. D., & Suhag, R. (2024). Microbial carbon capture and utilization technologies: Current trends and future perspectives. *Bioresource Technology*, 392, 129956. <https://doi.org/10.1016/j.biortech.2023.129956>

22. Lam, M. K., Lee, K. T., & Mohamed, A. R. (2023). Current status and challenges on microalgae-based carbon capture. *International Journal of Greenhouse Gas Control*, 122, 103814. <https://doi.org/10.1016/j.ijggc.2022.103814>
23. Lee, S. Y., & Kim, H. U. (2023). Systems strategies for developing industrial microbial strains. *Nature Biotechnology*, 41(11), 1595-1609. <https://doi.org/10.1038/s41587-023-01835-5>
24. Logan, B. E., & Rabaey, K. (2024). Conversion of wastes into bioelectricity and chemicals by using microbial electrochemical technologies. *Science*, 383(6679), eadk0863. <https://doi.org/10.1126/science.adk0863>
25. Lynd, L. R., Liang, X., Bidy, M. J., Allee, A., Cai, H., Foust, T., ... & Wyman, C. E. (2024). Cellulosic ethanol: Status and innovation. *Current Opinion in Biotechnology*, 85, 103045. <https://doi.org/10.1016/j.copbio.2023.103045>
26. Makarova, K. S., Wolf, Y. I., Iranzo, J., Shmakov, S. A., Alkhnbashi, O. S., Brouns, S. J., ... & Koonin, E. V. (2024). Evolutionary classification of CRISPR-Cas systems: A burst of class 2 and derived variants. *Nature Reviews Microbiology*, 22(2), 67-83. <https://doi.org/10.1038/s41579-023-00982-5>
27. McCarty, P. L., Bae, J., & Kim, J. (2023). Domestic wastewater treatment as a net energy producer: Can this be achieved? *Environmental Science & Technology*, 57(2), 824-833. <https://doi.org/10.1021/acs.est.2c06087>
28. Mimee, M., Citorik, R. J., & Lu, T. K. (2024). Microbiome therapeutics: Advances and challenges. *Advanced Drug Delivery Reviews*, 205, 115171. <https://doi.org/10.1016/j.addr.2024.115171>
29. Nielsen, J., & Keasling, J. D. (2024). Engineering cellular metabolism. *Cell*, 187(1), 10-32. <https://doi.org/10.1016/j.cell.2023.11.034>
30. Porteus, M. H., & Connelly, J. P. (2023). Gene therapy by genome editing: No longer a fantasy. *Molecular Therapy*, 31(11), 3140-3151. <https://doi.org/10.1016/j.ymthe.2023.08.011>
31. Proctor, L. M., & Relman, D. A. (2023). The human microbiome and emerging technologies: Perspectives for the next decade. *Nature Microbiology*, 8(12), 2129-2137. <https://doi.org/10.1038/s41564-023-01512-7>
32. Smith, D. R., & Johnson, P. T. (2023). Biotechnology in the 21st century: Transforming science and society. *Nature Biotechnology*, 41(9), 1167-1171. <https://doi.org/10.1038/s41587-023-01901-y>
33. Stephanopoulos, G. (2023). Synthetic biology and metabolic engineering. *ACS Synthetic Biology*, 12(5), 1251-1261. <https://doi.org/10.1021/acssynbio.3c00120>
34. Thompson, J. M., & Martinez, R. K. (2023). Biotechnology solutions for climate change mitigation and adaptation. *Current Opinion in Biotechnology*, 84, 103008. <https://doi.org/10.1016/j.copbio.2023.103008>

35. Varjani, S., Pandey, A., Upasani, V. N., & Harding, K. (2023). Bioremediation of petroleum hydrocarbons and emerging contaminants: Microbial ecology, technologies, and perspectives. *Science of The Total Environment*, 898, 165576. <https://doi.org/10.1016/j.scitotenv.2023.165576>

# Contemporary Research Across Disciplines

ISBN: 978-93-49938-46-5 | Year: 2026 | pp: 11 - 23 |

---

## Pedagogical Innovation in Education: Strategies, Practices, and Implications for Teaching Effectiveness

**Rajeev Kumar**

Assistant Professor, Department of Education, School of Education and Humanities  
IFTM University, Moradabad, Uttar Pradesh (India)

**Email:** [rajeevk5893@gmail.com](mailto:rajeevk5893@gmail.com)

Article DOI Link: <https://zenodo.org/uploads/19205299>

DOI: 10.5281/zenodo.19205299

### Abstract

Pedagogical innovation is at the forefront of contemporary educational transformation, driven by shifting learner needs, technological advancements, and the demand for a knowledge-rich yet flexible learning environment. It is becoming more and more difficult to foster 21st-century skills like digital literacy, creativity, teamwork, and critical thinking using traditional teacher-centered methods. The theoretical underpinnings, important tactics, classroom procedures, and implications for the efficacy of instruction are all thoroughly examined in this chapter on pedagogical innovation. Differentiated education, inquiry- and problem-based learning, experiential and project-based learning, student-centered learning, and technology-integrated instruction are some of the main tactics covered. Additionally, the chapter examines cutting-edge teaching strategies like formative assessment, shared teaching, gamification, flipped classrooms, and reflective pedagogy. The chapter provides a thorough analysis of current research to show how these innovations support efficient classroom management, raise learning outcomes, foster higher-order thinking skills, and increase student engagement. Implementation issues are rigorously examined, including lack of professional development, resource constraints, and change resistance. Recommendations for infrastructure, policy, and cultural reform that promote sustainable educational innovation are included in the chapter's conclusion. According to the findings, innovation is a fundamental necessity for high-quality instruction in contemporary educational institutions rather than an elective.

**Keywords:** Pedagogical Innovation, Student-Centered Learning, Educational Technology, Active Learning, Differentiated Instruction, Teaching Effectiveness

## **Introduction**

Education is widely accepted as an important tool for personal development, social progress, and economic growth. It helps individuals gain knowledge, skills, and values that enable them to contribute positively to society. In modern times, education is also seen as a key factor in reducing inequality and promoting sustainable development [35].

At the center of the educational process is pedagogy, which refers to the methods and strategies used for teaching and learning. For many years, classrooms mainly followed a teacher-centered approach. In this system, the teacher delivered information through lectures, and students listened and memorized content. Although this method ensured syllabus completion, it often limited student participation and critical thinking [15].

However, the world has changed rapidly due to globalization, technological advancement, and easy access to digital information. Today's students can access knowledge through the internet, online platforms, and multimedia tools. Therefore, they are no longer passive learners. They expect interactive, engaging, and meaningful learning experiences. Modern education systems also require students to develop skills such as problem-solving, collaboration, creativity, and communication—commonly known as 21st-century skills [31].

These changes have created the need for pedagogical innovation, which means introducing new and improved teaching methods to make learning more effective and engaging. Pedagogical innovation focuses on active learning, student participation, use of technology, collaborative activities, and continuous assessment. Research shows that active learning approaches improve student understanding and academic performance compared to traditional lecture methods [12].

Furthermore, innovative pedagogy supports inclusive and equitable education by addressing the diverse needs of learners. Therefore, innovation in teaching is not just about using new tools; it is about transforming the way teaching and learning take place in classrooms.

## **Conceptual Framework of Pedagogical Innovation**

Pedagogical innovation refers to the intentional and systematic improvement of teaching–learning processes through new strategies, structures, and learning designs that enhance student engagement and achievement. It goes beyond merely introducing new technologies; rather, it involves rethinking classroom practices to promote deeper understanding, critical thinking, and meaningful application of knowledge [13].

Innovation in pedagogy focuses on learner agency, adaptability, collaboration, and real-world relevance. It emphasizes active participation instead of passive listening and encourages students to construct knowledge through inquiry, reflection, and interaction. Research shows that innovative instructional practices, particularly

active learning, significantly improve student performance and conceptual understanding [12].

Pedagogical Innovation may therefore be defined as:

*“A deliberate transformation of traditional instructional approaches into learner-centered, flexible, and evidence-based practices that promote engagement, autonomy, and real-life application.”*

### **Traditional vs. Innovative Teaching Approaches**

Traditional and innovative teaching approaches differ in philosophy, structure, and classroom dynamics. Traditional teaching primarily focuses on content delivery, while innovative teaching emphasizes learning processes and student participation.

*Table 1: Traditional vs. Innovative Teaching Approaches*

Dimension	Traditional Teaching	Innovative Teaching
<b>Instructional Focus</b>	Teacher-centered	Student-centered
<b>Learning Process</b>	Passive reception of information	Active knowledge construction
<b>Assessment</b>	Summative, exam-oriented	Formative, continuous feedback
<b>Curriculum Orientation</b>	Content coverage	Competency development & application
<b>Role of Technology</b>	Supplementary tool	Integral part of learning design
<b>Classroom Interaction</b>	Lecture-based	Collaborative, dialogic, inquiry-driven

Traditional instruction often positions students as recipients of knowledge, whereas innovative pedagogy treats learners as active participants and co-constructors of knowledge [15]. Innovative approaches promote engagement, critical thinking, and collaboration, aligning education with contemporary societal needs.

### **Theoretical Foundations of Pedagogical Innovation**

Pedagogical innovation is grounded in several established learning theories that explain how students learn most effectively.

#### **Constructivism**

Constructivism argues that learners actively construct knowledge through interaction with their environment. According to Piaget (1977), cognitive development occurs through stages where learners assimilate and accommodate new information. Vygotsky (1978) further emphasized the importance of social interaction and introduced the concept of the Zone of Proximal Development (ZPD), highlighting the role of guided support in learning.

Constructivist theory supports inquiry-based learning, problem-based learning, and collaborative projects—all central to innovative pedagogy.

### **Experiential Learning**

Kolb's (1984) experiential learning theory proposes that effective learning follows a cycle:

Concrete Experience → Reflective Observation → Abstract Conceptualization → Active Experimentation

This model highlights the importance of experience and reflection in knowledge construction. Innovative classrooms often incorporate simulations, fieldwork, case studies, and hands-on projects aligned with experiential learning principles.

### **Social Learning Theory**

Bandura's (1977) social learning theory states that learning occurs through observation, modeling, and social interaction. Students learn by observing peers and teachers, imitating behaviors, and receiving feedback.

This theory supports cooperative learning, peer instruction, and collaborative classroom activities, which are essential components of pedagogical innovation.

### **Cognitive Load and Motivation Theories**

Cognitive Load Theory emphasizes designing instruction that reduces unnecessary mental overload to improve comprehension and retention. Well-structured learning materials and guided practice enhance learning efficiency.

Self-Determination Theory explains that students are more motivated when their needs for autonomy, competence, and relatedness are fulfilled. Innovative pedagogy often provides choices, collaborative tasks, and meaningful challenges to enhance intrinsic motivation.

Together, these theories provide a strong conceptual foundation for pedagogical innovation by emphasizing active learning, social interaction, structured design, and learner motivation.

### **Key Strategies of Pedagogical Innovation**

Pedagogical innovation involves strategic instructional approaches that shift learning from passive knowledge transmission to active knowledge construction. Grounded in constructivist and experiential theories, these strategies enhance engagement, critical thinking, and learner autonomy.

### **Student-Centered Learning**

Student-Centered Learning (SCL) shifts the focus from teacher control to learner participation. It promotes collaborative group work, dialogue-based instruction, and problem-solving activities that encourage reflection and responsibility. Research indicates that SCL enhances intrinsic motivation, academic achievement, and self-

regulated learning [7][17]. By fostering active engagement, this approach strengthens deeper conceptual understanding and communication skills.

### **Technology-Integrated Teaching**

Technology-integrated teaching reconfigures learning environments through digital tools such as smart classrooms, Learning Management Systems (LMS), virtual and augmented reality (VR/AR), and adaptive learning platforms. Effective technology integration supports personalization, accessibility, and immediate feedback [18]. Meta-analyses show that blended and technology-supported instruction improves student achievement and engagement compared to traditional methods [22][6].

### **Experiential and Project-Based Learning**

Experiential learning emphasizes “learning by doing,” enabling students to apply theoretical concepts in real-world contexts. Project-Based Learning (PBL) typically involves interdisciplinary projects, extended time frames, and public presentations. Such approaches enhance collaboration, problem-solving, and practical application skills [4][28]. Students engaged in experiential tasks demonstrate higher retention and stronger analytical abilities.

### **Inquiry-Based and Problem-Based Learning**

Inquiry-Based Learning (IBL) and Problem-Based Learning (PBL) require students to investigate questions, analyze evidence, and construct explanations. These strategies develop higher-order thinking, research competence, and independent learning skills. Research confirms that inquiry-driven instruction significantly improves critical thinking and information literacy [3][34].

### **Differentiated Instruction**

Differentiated instruction addresses learner diversity by modifying content, process, product, and learning environment based on students’ readiness and interests. This approach promotes equity and inclusion while improving engagement and achievement [29]. By recognizing individual differences, differentiated instruction ensures that all learners access meaningful educational experiences.

### **Innovative Teaching Practices in the Classroom**

Innovative pedagogical strategies become meaningful when translated into concrete classroom practices. The following instructional models illustrate how innovation can be implemented effectively to enhance engagement, achievement, and teaching effectiveness.

- **Flipped Classroom Model**

The flipped classroom reverses traditional instructional sequencing. Instead of delivering lectures during class time, teachers provide instructional content—such as video lectures, readings, or multimedia materials—for students to study before

class. Classroom time is then devoted to discussion, collaborative problem-solving, and applied learning activities.

For example, in social studies, students may review historical documents or video lectures at home and engage in debates, role-play, or source analysis during class.

This approach promotes active learning and deeper conceptual understanding.

Empirical research indicates that flipped learning improves student engagement, satisfaction, and academic performance compared to traditional lecture-based instruction [20][23]. By reallocating classroom time toward higher-order learning tasks, the flipped model supports critical thinking and collaboration.

- **Gamification in Education**

Gamification involves integrating game design elements—such as points, badges, leaderboards, and rewards—into non-game educational contexts to increase motivation and participation. It leverages students’ intrinsic desire for achievement and competition.

For example, a science teacher may award digital badges for completing inquiry-based experiments or provide points for collaborative problem-solving tasks. Accumulated points might translate into classroom privileges or recognition.

Research suggests that gamified learning environments enhance motivation, persistence, and engagement when aligned with clear learning objectives [9][27]. However, effective gamification requires thoughtful design to ensure that competition does not overshadow learning goals.

- **Peer Teaching**

Peer teaching encourages students to take instructional roles by explaining concepts, leading discussions, or mentoring classmates. This strategy reinforces mastery for the teaching student while supporting collaborative learning.

For instance, in mathematics, high-performing students may facilitate small-group discussions to clarify problem-solving steps. This practice enhances communication skills, responsibility, and conceptual understanding.

Research demonstrates that peer instruction improves academic achievement, self-confidence, and cooperative learning skills [30]. It aligns with social constructivist principles by emphasizing knowledge construction through interaction.

- **Reflective Teaching Practices**

Reflective practice involves systematic self-evaluation by teachers to improve instructional effectiveness. Teachers analyze classroom experiences, student feedback, and assessment results to refine their methods.

For example, educators may maintain reflective journals or conduct weekly reviews of student performance data to adjust teaching strategies. Reflective practice promotes professional growth, adaptability, and responsiveness to learner needs.

The concept of reflective teaching, rooted in Schön's (2017) work, emphasizes continuous improvement through critical reflection on action and in action. Such reflection strengthens pedagogical decision-making and instructional quality.

- **Formative Assessment Techniques**

Formative assessment refers to ongoing evaluation conducted during the learning process to monitor student progress and provide immediate feedback. Unlike summative assessments, formative strategies aim to improve learning rather than merely measure it.

These techniques help teachers identify misconceptions, adjust instruction, and provide targeted support. Research confirms that formative assessment significantly enhances student achievement and self-regulated learning [5][16]. Effective feedback fosters clarity, motivation, and continuous improvement.

### **Implications for Teaching Effectiveness**

Pedagogical innovation plays a central role in enhancing overall teaching effectiveness. By shifting instructional practices toward active, inclusive, and evidence-based approaches, teachers can significantly improve both student outcomes and professional performance.

- **Improved Student Engagement**

Innovative strategies such as collaborative learning, inquiry-based tasks, and technology integration foster behavioral, emotional, and cognitive engagement. Active participation reduces student disengagement and promotes meaningful involvement in learning processes. Research confirms that interactive and student-centered approaches significantly enhance engagement levels [11]. Engaged students are more attentive, motivated, and invested in academic success.

- **Enhanced Learning Outcomes**

Evidence consistently shows that active learning methods produce stronger academic performance compared to traditional lecture-based instruction. Innovative practices promote deeper conceptual understanding, application of knowledge, and long-term retention. Meta-analyses demonstrate that active and structured pedagogies significantly improve achievement outcomes [12][15]. These findings highlight the direct link between pedagogical innovation and measurable academic gains.

- **Development of Critical Thinking**

Inquiry-based and problem-based learning environments require students to analyze information, evaluate evidence, and construct reasoned arguments. Such approaches cultivate higher-order thinking skills essential for 21st-century learning. Empirical research indicates that structured critical thinking interventions significantly

enhance analytical reasoning and evaluative skills [1]. Thus, innovative pedagogy supports intellectual rigor and independent thought.

- **Increased Teacher Adaptability**

Implementing innovative strategies requires teachers to be reflective, flexible, and data-informed. Continuous assessment, feedback loops, and technology integration encourage adaptive instruction tailored to student needs. International educational frameworks emphasize teacher adaptability as a key component of quality education systems. As a result, innovation strengthens professional responsiveness and instructional agility.

- **Better Classroom Management**

When students are actively engaged and given autonomy in learning, behavioral issues tend to decrease. Structured, interactive environments foster positive classroom climates and mutual respect. Effective instructional design reduces disruptions and maximizes instructional time. Research on classroom management underscores that engaging pedagogy contributes to improved discipline and efficient use of teaching time [21].

### **Challenges in Implementing Pedagogical Innovation**

While pedagogical innovation significantly enhances teaching effectiveness, its implementation is often constrained by structural, institutional, and professional barriers. Successful innovation requires not only instructional redesign but also systemic support, teacher preparedness, and conducive policy environments. Some challenges are as follows:

- **Lack of Professional Training and Support**

A major obstacle to pedagogical innovation is insufficient teacher preparation. Many educators lack formal training in student-centered approaches, project-based learning, differentiated instruction, or technology integration. Research indicates that teachers' beliefs, confidence, and competencies strongly influence whether innovative practices are adopted meaningfully [10].

Without sustained professional development, mentoring, and collaborative learning communities, innovation risks becoming superficial or inconsistently implemented. Studies further emphasize that one-time workshops are insufficient; instead, ongoing, practice-embedded professional learning is necessary for sustainable change [8].

- **Resistance to Change**

Resistance to pedagogical change is frequently rooted in entrenched institutional cultures and long-standing teacher-centered traditions. Educators may hesitate to shift from lecture-based methods due to concerns about classroom control, curriculum coverage, or student performance in standardized examinations.

Change theory suggests that deeply held beliefs about teaching and learning significantly shape instructional decisions [13]. Additionally, accountability pressures and performance metrics often discourage experimentation, reinforcing conventional practices over innovative ones. Overcoming resistance therefore requires supportive leadership, shared vision, and a culture of trust.

- **Limited Technological Infrastructure**

Technology-integrated pedagogy depends on adequate digital infrastructure, access to devices, and reliable internet connectivity. In many educational contexts—particularly in low-resource settings—such infrastructure remains insufficient. The digital divide not only limits teachers’ ability to implement innovative practices but also exacerbates educational inequities among students [24].

Furthermore, lack of technical support and maintenance services can discourage teachers from integrating digital tools effectively. Research underscores that access alone is insufficient; meaningful integration requires both infrastructure and pedagogical competence [10].

- **Time Constraints and Workload Pressures**

Innovative teaching approaches demand substantial time for planning interdisciplinary projects, designing formative assessments, and differentiating instruction. Teachers frequently face heavy workloads, administrative tasks, and large class sizes, which reduce opportunities for instructional redesign.

Scholarly literature highlights time as a critical resource for innovation, noting that sustained pedagogical change requires collaborative planning and reflective practice [14]. Without institutional allocation of time for professional collaboration, innovation efforts may remain limited or fragmented.

- **Institutional and Policy Barriers**

Rigid curricula, examination-oriented systems, and limited administrative support further constrain innovation. When educational policies prioritize syllabus completion and standardized test performance, teachers may perceive innovative practices as risky or misaligned with institutional expectations.

Global education analyses emphasize that systemic reform must align curriculum, assessment, and teacher evaluation frameworks to foster innovation. Without policy coherence, pedagogical innovation struggles to become embedded in everyday classroom practice.

### **Recommendations for Effective Implementation**

Successful implementation of pedagogical innovation requires coordinated efforts at the teacher, institutional, and policy levels. The following recommendations support sustainable and effective integration of innovative practices:

- **Professional Development Programs**

Continuous and structured professional development is essential for equipping teachers with digital competencies, innovative pedagogical skills, and assessment literacy. Training programs should be practical, collaborative, and ongoing rather than one-time workshops. Mentoring systems, demonstration classes, and reflective practice sessions can strengthen teachers' confidence and promote meaningful classroom innovation.

- **Supportive Educational Policies**

Educational policies should promote curriculum flexibility, encourage experimentation, and provide incentives for innovative teaching practices. Assessment reforms that emphasize critical thinking, creativity, and competency-based learning can align evaluation systems with innovative pedagogy. Policy-level encouragement reduces resistance and builds institutional commitment.

- **Infrastructure Development**

Adequate infrastructure is fundamental for technology-integrated teaching. Investment in smart classrooms, reliable internet connectivity, digital learning platforms, and technical support systems ensures equitable access to innovative learning environments. Infrastructure development must be accompanied by training to ensure effective utilization.

- **Collaborative Learning Culture**

Institutions should foster professional learning communities where teachers share best practices, co-design lessons, and reflect collectively on classroom experiences. Peer mentoring and interdisciplinary collaboration enhance innovation through shared expertise and mutual support.

- **Continuous Evaluation and Feedback**

Regular monitoring and evaluation mechanisms are necessary to assess the effectiveness of innovative practices. Student feedback, classroom observations, performance data, and reflective reports can inform improvements. A feedback-driven approach ensures that innovation remains responsive, sustainable, and outcome-oriented.

## **Conclusion**

In the twenty-first century, pedagogical innovation has become a vital component of high-quality education. Modern educational demands cannot be addressed by traditional teaching approaches alone in an era marked by globalization, rapid technology innovation, and changing learner expectations. Beyond merely implementing new teaching methods or digital technologies, pedagogical innovation necessitates a thorough rethinking of classroom dynamics, assessment procedures, teaching and learning processes, and the role of the teacher. Innovative pedagogical

approaches, including differentiated teaching, inquiry-based instruction, technology integration, student-centered learning, and formative assessment, greatly improve student engagement, critical thinking, teamwork, and deeper conceptual understanding when applied carefully and methodically. By addressing the many needs of learners and encouraging active engagement, these strategies also help to increase equality and inclusivity. However, systemic alignment is necessary for the long-term adoption of pedagogical innovation. To promote significant change, institutional support, ongoing professional development, sufficient infrastructure, leadership dedication, and adaptable policy frameworks are crucial. Without these enabling conditions, innovation risks remaining superficial or short-lived. Future studies should concentrate on analyzing how new pedagogies affect educational equity, teacher professional development, and student achievement over the long run. It will also be essential to conduct research on policy integration, contextual flexibility, and scalability in various educational contexts. In the end, pedagogical innovation is a constant process of renewal rather than a passing reform fad; it is crucial for equipping students to handle difficult global issues and make significant contributions to society.

### **References**

1. Abrami, P. C., Bernard, R. M., Borokhovski, E., Waddington, D. I., Wade, C. A., & Persson, T. (2015). Strategies for teaching students to think critically: A meta-analysis. *Review of Educational Research*, 85(2), 275–314.
2. Bandura, A. (1977). *Social learning theory*. Prentice Hall.
3. Barrows, H. S., & Tamblyn, R. M. (2018). *Problem-based learning: An approach to medical education*. Springer.
4. Bell, S. (2015). Project-based learning for the 21st century: Skills for the future. *The Clearing House*, 88(2), 39–43.
5. Black, P., & Wiliam, D. (2018). Classroom assessment and pedagogy. *Assessment in Education: Principles, Policy & Practice*, 25(6), 551–575.
6. Bozkurt, A., & Sharma, R. C. (2020). Emergency remote teaching in a time of global crisis. *Asian Journal of Distance Education*, 15(1), 1–6.
7. Darling-Hammond, L., Flook, L., Cook-Harvey, C., Barron, B., & Osher, D. (2020). Implications for educational practice of the science of learning and development. *Applied Developmental Science*, 24(2), 97–140.
8. Darling-Hammond, L., Hyster, M. E., & Gardner, M. (2017). *Effective teacher professional development*. Learning Policy Institute.
9. Deterding, S., Dixon, D., Khaled, R., & Nacke, L. (2019). From game design elements to gamefulness: Defining gamification. *Proceedings of the ACM Conference on Human Factors in Computing Systems*, 1–9.

10. Ertmer, P. A., & Ottenbreit-Leftwich, A. T. (2017). Teacher technology change: How knowledge, beliefs, and culture intersect. *Journal of Research on Technology in Education*, 49(3–4), 139–156.
11. Fredricks, J. A., Reschly, A. L., & Christenson, S. L. (2016). *Handbook of student engagement interventions*. Academic Press.
12. Freeman, S., Eddy, S. L., McDonough, M., Smith, M. K., Okoroafor, N., Jordt, H., & Wenderoth, M. P. (2014). Active learning increases student performance in science, engineering, and mathematics. *Proceedings of the National Academy of Sciences*, 111(23), 8410–8415.
13. Fullan, M. (2016). *The new meaning of educational change* (5th ed.). Teachers College Press.
14. Hargreaves, A., & Fullan, M. (2012). *Professional capital: Transforming teaching in every school*. Teachers College Press.
15. Hattie, J., & Yates, G. (2022). *Visible learning and the science of how we learn*. Routledge.
16. Heritage, M. (2019). *Formative assessment in practice*. Corwin Press.
17. Hmelo-Silver, C. E. (2017). Problem-based learning: What and how do students learn? *Interdisciplinary Journal of Problem-Based Learning*, 11(1), 1–5.
18. Kimmons, R. (2021). Current trends (and missing links) in educational technology research and practice. *TechTrends*, 65(3), 1–9.
19. Kolb, D. A. (1984). *Experiential learning: Experience as the source of learning and development*. Prentice Hall.
20. Lage, M. J., Platt, G. J., & Treglia, M. (2015). Inverting the classroom: A gateway to creating an inclusive learning environment. *The Journal of Economic Education*, 36(1), 30–43.
21. Marzano, R. J. (2017). *The new art and science of teaching*. Solution Tree Press.
22. Means, B., Toyama, Y., Murphy, R., & Baki, M. (2018). The effectiveness of online and blended learning: A meta-analysis. *Teachers College Record*, 120(2), 1–47.
23. O’Flaherty, J., & Phillips, C. (2018). The use of flipped classrooms in higher education: A scoping review. *Computers & Education*, 128, 259–277.
24. OECD. (2019). *OECD skills outlook 2019: Thriving in a digital world*. OECD Publishing.
25. Piaget, J. (1977). *The development of thought: Equilibration of cognitive structures*. Viking Press.
26. Schön, D. A. (2017). *The reflective practitioner: How professionals think in action*. Routledge.
27. Subhash, S., & Cudney, E. A. (2018). Gamified learning in higher education. *Journal of Educational Technology Systems*, 47(3), 401–430.

28. Thomas, J. W. (2019). A review of research on project-based learning. Buck Institute for Education.
29. Tomlinson, C. A. (2017). How to differentiate instruction in academically diverse classrooms (3rd ed.). ASCD.
30. Topping, K. J. (2019). Peer assessment: Learning by judging and discussing the work of other learners. *Interdisciplinary Education and Psychology*, 3(1), 1–17.
31. Trilling, B., & Fadel, C. (2019). 21st century skills: Learning for life in our times. Jossey-Bass.
32. UNESCO. (2021). Reimagining our futures together: A new social contract for education. UNESCO Publishing.
33. Vygotsky, L. S. (1978). *Mind in society: The development of higher psychological processes*. Harvard University Press.
34. Wolters, C. A., & Hussain, M. (2020). Investigating grit and academic performance in problem-based learning contexts. *Journal of Educational Psychology*, 112(6), 1039–1052.
35. World Bank. (2022). The state of global learning poverty: 2022 update. World Bank.

# Contemporary Research Across Disciplines

ISBN: 978-93-49938-46-5 | Year: 2026 | pp: 24 - 36 |

---

## Solvent Extraction of Toxic & Heavy Metal Ions by Extractants from Wastewater Solutions

**Rohit Kumar**

**Sanjana Tewari**

**Pragya Pali**

**Jugal Singh**

Department of Chemistry, School of Sciences, IFTM University, Lodhipur Rajput, Moradabad (244102), Uttar Pradesh, India

**Email:** [rohit.kumar@iftmuniversity.ac.in](mailto:rohit.kumar@iftmuniversity.ac.in)

Article DOI Link: <https://zenodo.org/uploads/19205442>

DOI: 10.5281/zenodo.19205442

### Abstract

Industrial wastewater often contains toxic heavy metals that pose severe environmental and health hazards. The recovery and removal of these metals are essential for both ecological protection and resource sustainability. Among several treatment techniques, solvent extraction (SX) or liquid–liquid extraction (LLE) has emerged as an efficient and selective method for separating metal ions from aqueous effluents. This chapter explores the principles, mechanisms, and types of extractants involved in solvent extraction, as well as factors affecting extraction efficiency and recent advances such as green extractants and ionic liquids. The integration of solvent extraction into circular economy frameworks for metal recovery and recycling is also highlighted.

**Keywords:** Solvent extraction, extractants, metal ions, wastewater, green solvents, circular economy, ionic liquids

### Introduction

Industrialization and urbanization have significantly increased the generation of wastewater containing heavy metals such as copper ( $\text{Cu}^{2+}$ ), nickel ( $\text{Ni}^{2+}$ ), zinc ( $\text{Zn}^{2+}$ ), chromium ( $\text{Cr}^{3+}/\text{Cr}^{6+}$ ), cadmium ( $\text{Cd}^{2+}$ ), and lead ( $\text{Pb}^{2+}$ ). These metal ions are toxic, non-biodegradable, and tend to bioaccumulate in aquatic organisms, posing severe risks to human health and ecosystems (Fu & Wang, 2011). Therefore, the

removal and recovery of metal ions from industrial effluents have become an essential component of environmental management and sustainable resource utilization (Zhang et al., 2019).

Conventional wastewater treatment techniques such as chemical precipitation, coagulation–flocculation, ion exchange, membrane filtration, and adsorption are commonly used; however, these methods often suffer from drawbacks like incomplete removal, low selectivity, high operational cost, and sludge generation (Mareš et al., 2020). To overcome these challenges, solvent extraction (SX), also known as liquid–liquid extraction (LLE), has emerged as a highly efficient and selective technique for separating and recovering metal ions from aqueous solutions (Rydberg et al., 2004).

In the solvent extraction process, a metal ion from the aqueous phase is transferred to an organic phase containing a specific extractant, forming a metal–extractant complex. This process is based on the distribution of solutes between two immiscible phases, governed by thermodynamic equilibrium (Sato, 2020). The efficiency of metal extraction depends on factors such as pH, extractant concentration, temperature, and phase ratio. The organic extractant plays a crucial role in determining the selectivity and efficiency of the process (Li et al., 2020).

Different types of extractants—acidic, basic, neutral, and chelating—are used depending on the metal ion and extraction mechanism. For instance, acidic extractants such as di-(2-ethylhexyl) phosphoric acid (D2EHPA) and P507 are widely used for transition metals, while neutral extractants like tributyl phosphate (TBP) work via solvation mechanisms (Zhao et al., 2018). Recently, green extractants such as ionic liquids (ILs) and deep eutectic solvents (DES) have been introduced to reduce the environmental impact of conventional organic solvents (Mao et al., 2022). These eco-friendly alternatives offer low volatility, high thermal stability, and reusability, aligning the process with circular economy principles (Fu & Wang, 2011; Mao et al., 2022).

In summary, solvent extraction provides a versatile, scalable, and effective method for the separation and recovery of metal ions from wastewater. By integrating green chemistry and sustainable extractants, solvent extraction contributes to both environmental protection and resource recovery, supporting the transition toward a circular and sustainable industrial economy.

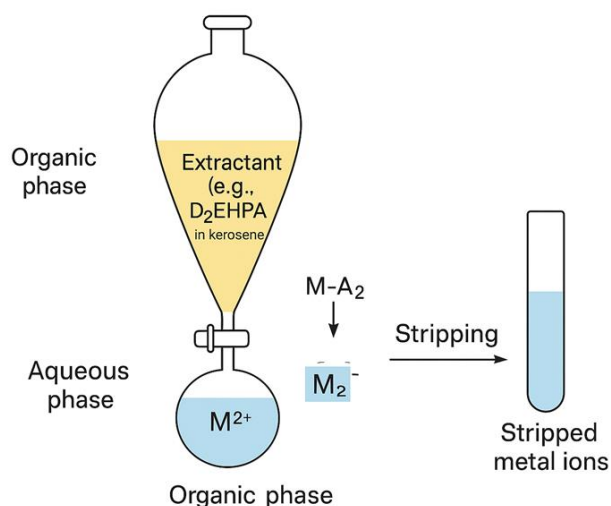
### **Principles of Solvent Extraction**

Solvent extraction is governed by the equilibrium distribution of solutes between two immiscible phases — an aqueous phase containing metal ions and an organic phase containing the extractant dissolved in an organic diluent such as kerosene. When both phases are mixed, the extractant interacts with metal ions, forming an organometallic complex that migrates to the organic layer (Rydberg et al., 2004). The efficiency is represented by the distribution ratio (D):

$$D = \frac{[M]_{\text{org}}}{[M]_{\text{aq}}}$$

The percentage extraction (E%) can be expressed as:

$$E (\%) = \frac{D}{D + (V_{\text{aq}}/V_{\text{org}})} \times 100$$



**Figure 1: Schematic representation of solvent extraction process**

The aqueous phase contains metal ions, and the organic phase contains extractant (e.g., D2EHPA in kerosene). On shaking, metal–extractant complexes form and migrate to the organic layer. The loaded organic phase is stripped with acid to recover metals.

### Mechanism of Metal Extraction

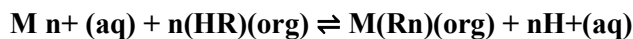
The mechanism of metal extraction in solvent extraction (liquid–liquid extraction) involves the transfer of metal ions from an aqueous phase (usually containing dissolved metal salts) into an organic phase that contains an extractant. This process is governed by equilibrium reactions involving ion exchange, solvation, or chelation depending on the type of extractant used (Rydberg et al., 2004; Sato, 2020). The goal is to selectively form a metal–extractant complex that is soluble in the organic phase, enabling separation from other ions present in the wastewater.

#### 1. Basic Principle

The extraction mechanism is based on the partitioning of solutes between two immiscible phases—typically water and an organic solvent. When the extractant is mixed with the aqueous metal ion solution, a chemical equilibrium is established between the two phases (Mareš et al., 2020). The metal ion interacts with the

extractant molecules to form a neutral or hydrophobic complex, which preferentially dissolves in the organic phase.

The extraction equilibrium can be represented as follows:



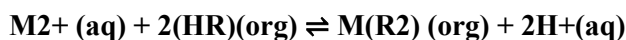
where:

- $M^{n+}$  = metal ion in aqueous phase
- HR = extractant (acidic type)
- $M(R_n)$  = metal–extractant complex in organic phase
- n = number of extractant molecules participating in the complexation

This equation shows that extraction efficiency depends on the pH, extractant concentration, and the formation constant of the complex (Fu & Wang, 2011).

## 2. Ion Exchange Mechanism

In many systems involving acidic extractants such as di-(2-ethylhexyl) phosphoric acid (D2EHPA), P204, or P507, the extraction proceeds via an ion-exchange mechanism. The metal cation in the aqueous phase replaces hydrogen ions from the extractant to form a neutral complex in the organic phase (Zhao et al., 2018).

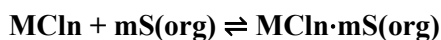


Here, the metal ion ( $M^{2+}$ ) displaces protons ( $H^+$ ) from the extractant, releasing them into the aqueous phase. The equilibrium is pH-dependent—higher pH favors extraction as the reaction shifts rightward (Sato, 2020).

Such mechanisms are widely used for the extraction of  $Zn^{2+}$ ,  $Cu^{2+}$ ,  $Ni^{2+}$ , and  $Co^{2+}$  from industrial effluents and plating wastewater (Li et al., 2020).

## 3. Solvation Mechanism

For neutral extractants such as tri-n-butyl phosphate (TBP) or methyl isobutyl ketone (MIBK), the mechanism is typically solvation-based. The metal ion forms an association with anions (like  $Cl^-$  or  $NO_3^-$ ) in the aqueous phase, creating a neutral species that is solvated by the extractant molecule (Rydberg et al., 2004).

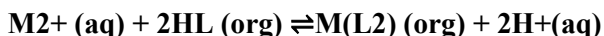


Where S represents a neutral extractant such as TBP. For example, uranyl nitrate [ $UO_2(NO_3)_2$ ] forms solvated complexes with TBP during uranium extraction from nitric acid solutions (Mareš et al., 2020 Kumar et al., 2020).

## 4. Chelation Mechanism

Chelating extractants, such as  $\beta$ -diketones (e.g., acetylacetone) or oximes (e.g., LIX reagents), form stable ring-like structures with metal ions through donor atoms like

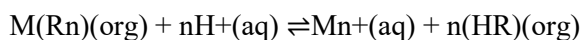
oxygen or nitrogen (Li et al., 2020). The resulting chelate complexes are highly stable and hydrophobic, favoring migration to the organic phase.



These reactions exhibit high selectivity and are extensively used for copper and nickel recovery from electroplating and leach solutions (Zhao et al., 2018).

### 5. Stripping and Regeneration

After extraction, the loaded organic phase containing the metal–extractant complex undergoes a stripping process to recover the metal. This is typically achieved using an acidic aqueous solution (e.g., H<sub>2</sub>SO<sub>4</sub>, HCl, or HNO<sub>3</sub>), which reverses the extraction equilibrium and releases the metal ion back into the aqueous phase (Mao et al., 2022). The regenerated organic phase can then be recycled for further use, enhancing the sustainability of the process.

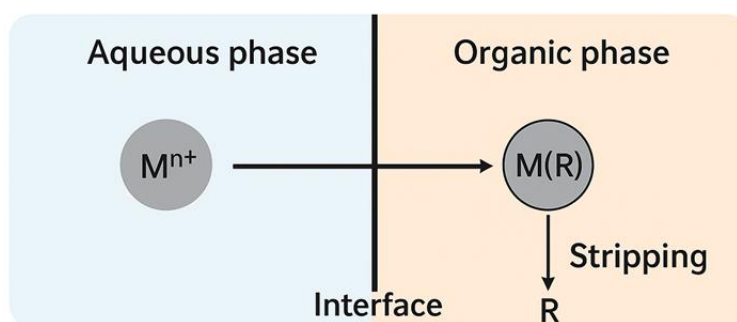


This cyclic operation underlies the closed-loop metal recovery systems widely employed in hydrometallurgical and wastewater treatment industries.

### 6. Schematic Representation of the Extraction Mechanism

Metal ions in the aqueous phase interact with extractant molecules in the organic phase at the interface, forming metal–extractant complexes that transfer to the organic layer. The loaded organic phase is then subjected to stripping to recover pure metals.

## Mechanism of Solvent Extraction



*Figure 2: A simplified schematic of the solvent extraction mechanism.*

## Thermodynamics and Kinetics

The extraction mechanism is controlled by both thermodynamic equilibrium and kinetic factors. The equilibrium constant ( $K_{ex}$ ) of the extraction reaction determines the distribution of metal ions between the phases (Sato, 2020). Meanwhile, the rate of mass transfer across the phase boundary dictates how fast equilibrium is achieved (Fu & Wang, 2011). Factors such as interfacial area, agitation, and temperature directly influence the kinetics of extraction.

$$K_{ex} = \frac{[M(R_n)_{org}][H^+]^n}{[M_{aq}^{n+}][HR]^n}$$

Understanding these relationships allows researchers to predict and optimize extraction performance under varying conditions.

## Types of Extractants

The efficiency and selectivity of solvent extraction processes largely depend on the nature of the extractant, which is the key chemical responsible for transferring metal ions from the aqueous phase to the organic phase. Extractants are broadly classified into acidic, basic, neutral, and chelating types based on their functional groups and extraction mechanisms (Rydberg et al., 2004). Each class operates through a distinct interaction with metal ions, influencing both selectivity and extraction efficiency.

### 1. Acidic Extractants

Acidic extractants are among the most widely used in metal ion extraction processes. These reagents typically contain carboxylic, phosphoric, or phosphonic acid functional groups that undergo ion exchange reactions with metal cations in the aqueous phase. During extraction, the metal ion replaces a proton from the extractant to form a neutral metal–extractant complex that migrates into the organic phase (Sato, 2020).

Common acidic extractants include di-(2-ethylhexyl) phosphoric acid (D2EHPA), 2-ethylhexyl phosphonic acid mono-2-ethylhexyl ester (P507), and bis(2,4,4-trimethylpentyl) phosphinic acid (Cyanex 272). These extractants have been extensively applied for the recovery of metals such as  $Fe^{3+}$ ,  $Zn^{2+}$ ,  $Cu^{2+}$ ,  $Co^{2+}$ , and  $Mn^{2+}$  from industrial effluents (Zhao et al., 2018). The high extraction efficiency and selectivity of these compounds make them particularly suitable for hydrometallurgical recycling and wastewater treatment applications (Fu & Wang, 2011).

### 2. Basic Extractants

Basic extractants contain amine functional groups that can form ion pairs with negatively charged metal complexes (anions) present in solution. They are typically used for extracting metal oxyanions such as  $CrO_4^{2-}$ ,  $MoO_4^{2-}$ , and  $WO_4^{2-}$  (Li et al., 2020). The extraction mechanism involves protonation of the amine to form an

ammonium cation, which associates with the metal anion, forming an ion-pair complex that dissolves in the organic phase.

Typical basic extractants include trioctylamine (TOA), Aliquat 336, and Amberlite LA-2, which are effective for the extraction of Cr (VI), Mo (VI), and V(V) from wastewater streams. The selectivity of amine-based extractants can be tuned by controlling pH and the presence of competing anions (Rydberg et al., 2004).

### **3. Neutral Extractants**

Neutral extractants operate through a solvation mechanism rather than ion exchange or ion pair formation. They dissolve metal species by coordinating through oxygen or phosphorus atoms, often in the form of solvated complexes (Mareš et al., 2020). These extractants are particularly effective for metals forming neutral chloride or nitrate complexes, such as  $\text{UO}_2\text{Cl}_2$  or  $\text{FeCl}_3$ .

Common examples include tributyl phosphate (TBP), trioctylphosphine oxide (TOPO), and di-n-hexyl sulfoxide (DHSO). These reagents are widely used in the extraction of uranium, thorium, and rare earth elements. TBP, for instance, has been employed in the PUREX process for the separation of uranium and plutonium from nuclear waste streams (Rydberg et al., 2004).

### **4. Chelating Extractants**

Chelating extractants form stable ring-like complexes with metal ions through multiple donor atoms such as oxygen, nitrogen, or sulfur. This chelation mechanism provides high selectivity and strong binding affinity, even at low metal concentrations (Mareš et al., 2020).

Notable examples include  $\beta$ -diketones (e.g., acetylacetone), Schiff bases, oxime-based extractants (e.g., LIX 84-I, LIX 984N), and 8-hydroxyquinoline derivatives. Oxime-based reagents are particularly effective for the selective extraction of  $\text{Cu}^{2+}$  and  $\text{Co}^{2+}$  from mixed metal solutions (Li et al., 2020). The strong coordination ability of these extractants allows for efficient recovery of valuable metals from dilute wastewater streams.

### **5. Green and Ionic Liquid Extractants**

In recent years, the development of green extractants such as ionic liquids (ILs) and deep eutectic solvents (DES) has gained attention for their environmental compatibility. These solvents possess negligible vapor pressure, high thermal stability, and tunable solvation properties, making them promising alternatives to conventional organic diluents (Mao et al., 2022). For example, choline chloride-based DESs have been successfully used for the extraction of  $\text{Cu}^{2+}$ ,  $\text{Ni}^{2+}$ , and  $\text{Zn}^{2+}$  ions from wastewater, demonstrating comparable performance to traditional extractants but with reduced ecological impact (Fu & Wang, 2011; Mao et al., 2022).

The adoption of such sustainable solvents represents a shift toward greener hydrometallurgical processes, aligning solvent extraction technology with circular economy and sustainable development goals.

### **Factors Affecting Extraction Efficiency**

The efficiency of solvent extraction in removing and recovering metal ions from wastewater depends on several physicochemical parameters. These factors influence the distribution equilibrium, complex formation, and phase separation during extraction. Understanding and optimizing these variables are essential for achieving high selectivity and recovery yields (Rydberg et al., 2004; Fu & Wang, 2011). The major factors include pH of the aqueous phase, extractant concentration, phase ratio (O/A), temperature, contact time, and diluent type.

#### **1. pH of the Aqueous Phase**

The pH of the aqueous solution is one of the most critical factors influencing metal ion extraction. It determines the degree of ionization of both the extractant and the metal ions, thereby affecting complex formation (Sato, 2020). For acidic extractants such as D2EHPA or P507, higher pH values favor deprotonation of the extractant, enhancing metal–ligand complexation (Zhao et al., 2018). However, excessively high pH values can cause metal hydroxide precipitation, which negatively impacts extraction efficiency (Fu & Wang, 2011).

For instance, the extraction of  $\text{Cu}^{2+}$  and  $\text{Zn}^{2+}$  using D2EHPA shows maximum efficiency near pH 4–5, beyond which unwanted species may form (Li et al., 2020). Therefore, maintaining an optimum pH range is crucial for selective extraction and phase stability.

#### **2. Extractant Concentration**

The extractant concentration directly affects the distribution ratio (D) and determines the total capacity of the organic phase for metal ion loading (Rydberg et al., 2004). Increasing extractant concentration enhances metal extraction up to a saturation point, beyond which no significant improvement is observed (Mareš et al., 2020). However, excessive extractant use can increase viscosity, reduce mass transfer, and complicate phase separation.

For example, extraction of nickel using P507 increases sharply with extractant concentration from 0.1 M to 0.4 M but stabilizes at higher concentrations (Zhao et al., 2018). Thus, an optimal extractant concentration must be maintained for both efficiency and economic feasibility.

#### **3. Organic-to-Aqueous Phase Ratio (O/A Ratio)**

The phase ratio, defined as the volume of organic phase to aqueous phase, significantly influences the overall extraction efficiency and recovery rate. A higher O/A ratio allows for better extraction of metal ions by providing a greater amount of extractant, thereby increasing the distribution ratio (Mareš et al., 2020). However,

using too much organic phase can be economically unviable and lead to excessive solvent consumption.

Studies have shown that the extraction of  $\text{Cu}^{2+}$  using LIX 984N and D2EHPA reaches near-complete recovery at an O/A ratio of 1:1 or 2:1 (Li et al., 2020). Optimization of this ratio is essential for industrial-scale applications to balance efficiency and cost-effectiveness.

#### **4. Temperature**

Temperature has a dual effect on solvent extraction processes. It can influence both the equilibrium constant of metal–extractant complex formation and the mass transfer rate between phases (Rydberg et al., 2004). For most extraction systems, an increase in temperature enhances the diffusion rate and reduces viscosity, improving phase contact (Sato, 2020). However, extraction reactions are often exothermic, meaning that high temperatures may shift the equilibrium toward the aqueous phase, reducing extraction efficiency (Mao et al., 2022).

For instance, the extraction of  $\text{Zn}^{2+}$  using P507 decreases slightly as temperature increases from 25 °C to 50 °C due to the exothermic nature of complex formation (Zhao et al., 2018). Therefore, maintaining moderate temperatures is beneficial for both kinetics and equilibrium stability.

#### **5. Contact Time and Mixing Intensity**

The duration and intensity of contact between the aqueous and organic phases determine how quickly equilibrium is reached. Adequate contact time ensures complete interaction and complex formation, while mixing intensity improves interfacial area for mass transfer (Fu & Wang, 2011). Typically, equilibrium is achieved within a few minutes for most systems, but insufficient mixing may cause poor phase separation and lower recovery.

According to Sato (2020), efficient agitation during extraction reduces diffusion resistance, while controlled settling time ensures clear phase disengagement. Thus, optimizing both agitation and contact duration is vital for reproducible extraction performance.

#### **6. Type of Diluent**

The diluent used to dissolve the extractant plays an important role in determining phase behavior, viscosity, and solubility characteristics. Common diluents include kerosene, xylene, and toluene. The polarity and dielectric constant of the diluent can significantly affect the solvation of the extractant–metal complex (Rydberg et al., 2004).

For example, kerosene-based systems are often preferred due to their low cost, low solubility in water, and favorable phase separation properties (Li et al., 2020). Recently, green diluents such as ionic liquids and deep eutectic solvents have been proposed to minimize environmental risks (Mao et al., 2022).

## 7. Presence of Competing Ions

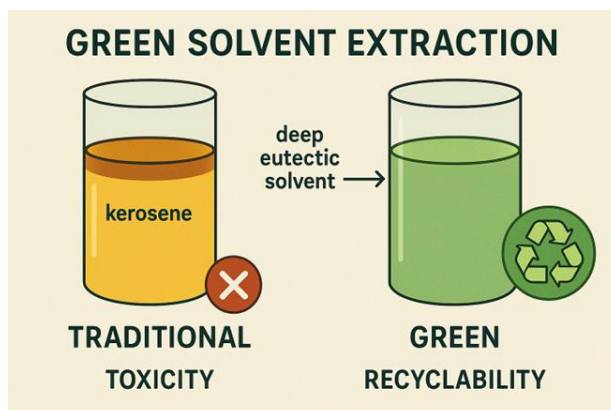
The presence of co-existing metal ions in wastewater can strongly influence the extraction selectivity. Competing ions may form similar complexes with the extractant, leading to reduced purity or loading of the target metal (Fu & Wang, 2011). For example, the co-presence of  $\text{Fe}^{3+}$  can hinder  $\text{Zn}^{2+}$  extraction using D2EHPA due to similar coordination behavior (Zhao et al., 2018). Therefore, selective extractants and optimized pH conditions are required to minimize such interference.

### Applications in Wastewater Treatment

Solvent extraction has been successfully applied for the recovery of various metals from industrial effluents. Copper recovery from electroplating wastewater using LIX 984N-C or D2EHPA achieves >95% efficiency (Li et al., 2020). Chromium can be selectively extracted using trioctylamine (TOA) or Aliquat 336 (Fu & Wang, 2011). P507 extractant separates  $\text{Zn}^{2+}$  over  $\text{Ni}^{2+}$  efficiently (Zhao et al., 2018).

### Green Solvent Extraction and Sustainable Approaches

Traditional solvents like kerosene pose environmental risks. Green alternatives such as ionic liquids (ILs) and deep eutectic solvents (DES) are gaining popularity for their low volatility, recyclability, and tunable selectivity (Mao et al., 2022). DES systems based on choline chloride efficiently extract  $\text{Cu}^{2+}$  and  $\text{Ni}^{2+}$ .



*Figure 3: Green solvent extraction concept showing replacement of kerosene with deep eutectic solvent, enhancing recyclability and reducing toxicity.*

### Advantages and Limitations

#### 1. Advantages of Solvent Extraction

##### a. High Selectivity and Efficiency

- Solvent extraction allows selective separation of specific metal ions even from complex mixtures.
- Extractants can be tailored to target particular oxidation states or ionic forms (Manna et al., 2020).

- b. High Purity of Recovered Metals**
    - The extracted metals are often obtained in very pure form after stripping and regeneration processes (Ritcey & Ashbrook, 2018).
  - c. Rapid Kinetics and Simplicity**
    - The process is relatively fast and can be performed at room temperature with simple equipment compared to ion exchange or precipitation methods.
  - d. Scalability and Industrial Applicability**
    - Solvent extraction is widely used in hydrometallurgical industries for large-scale metal recovery such as copper, uranium, and rare earths.
  - e. Reusability of Solvents (Green Approach)**
    - Use of green solvents such as ionic liquids or deep eutectic solvents (DES) reduces volatility and enhances recyclability, minimizing environmental hazards.
  - f. Effective for Low Metal Concentrations**
    - Even trace amounts of metal ions can be extracted efficiently due to high distribution coefficients of certain extractants.
  - g. Flexibility in Process Design**
    - Can be easily integrated into multi-stage counter-current systems for better separation and yield optimization.
- 2. Limitations of Solvent Extraction**
    - a. Toxicity and Volatility of Organic Solvents**
      - Traditional diluents such as kerosene, toluene, or xylene are toxic and flammable, posing environmental and health risks (Gupta & Krishnamurthy, 2005).
    - b. Formation of Emulsions**
      - During phase separation, stable emulsions can form, complicating extraction and reducing efficiency.
    - c. Solvent Loss and Degradation**
      - Loss of extractant through volatilization or degradation over multiple cycles can affect both cost and performance.
    - d. Limited Selectivity for Similar Metals**
      - Metals with close ionic radii or similar chemical properties (e.g.,  $\text{Ni}^{2+}$  and  $\text{Co}^{2+}$ ) are often difficult to separate effectively.
    - e. High Cost of Some Green Solvents**
      - Although sustainable, green solvents (ionic liquids, DES) can be expensive and not yet widely available for industrial scale-up.
    - f. Waste Generation and Treatment**
      - The process can still produce secondary wastes such as acid or base effluents during stripping or regeneration steps.

#### **g. Temperature and pH Sensitivity**

- The extraction efficiency is highly dependent on parameters like pH, temperature, and ionic strength, requiring precise control.

#### **Future Perspectives**

The future of solvent extraction lies in the development of eco-efficient, sustainable, and intelligent extraction systems that reduce environmental impact while maximizing metal recovery and process efficiency. Emerging trends focus on integrating green chemistry principles, including the use of biodegradable solvents, ionic liquids, and deep eutectic solvents, to replace hazardous conventional organic solvents. Advanced extractants with higher selectivity and improved reusability are being designed to enhance separation performance and reduce waste generation. Process intensification techniques, such as membrane-assisted extraction and miniaturized systems, further improve efficiency and reduce energy consumption. These innovations support circular economy goals by promoting resource recovery, waste minimization, and sustainable industrial practices.

#### **Conclusion**

Solvent extraction remains a promising and efficient technology for the recovery and removal of heavy metals from wastewater, providing an effective solution for reducing environmental pollution while enabling resource recovery. Its high selectivity allows for the targeted separation of specific metal ions even in complex industrial effluents, ensuring precise and reliable treatment performance. Additionally, its scalability makes it suitable for a wide range of applications, from small-scale laboratory systems to large industrial wastewater treatment plants, enhancing its practical relevance across multiple sectors such as mining, electroplating, and metal processing industries. The compatibility of solvent extraction with green solvents further strengthens its role in circular economy strategies, where waste streams are converted into valuable resources through the recovery and reuse of metals, thereby reducing reliance on virgin raw materials. The shift toward environmentally friendly alternatives such as ionic liquids and deep eutectic solvents (DES) ensures safer, low-toxicity, and energy-efficient processes, promoting sustainable, eco-friendly, and highly effective wastewater treatment practices.

#### **References**

1. Fu, F., & Wang, Q. (2011). Removal of heavy metal ions from wastewaters: A review. *Journal of Environmental Management*, 92(3), 407–418. <https://doi.org/10.1016/j.jenvman.2010.11.011>
2. Kumar, R., Ansari, S. A., Kandwal, P., & Mohapatra, P. K. (2020). Pertraction of U (VI) through liquid membranes using monoamides as carrier ligands:

- experimental and theoretical studies. *Journal of Radioanalytical and Nuclear Chemistry*, 323(2), 983-991.
3. Li, J., Zhang, S., & Liu, Y. (2020). Solvent extraction of copper and nickel from electroplating wastewater using mixed extractants. *Separation and Purification Technology*, 248, 117036. <https://doi.org/10.1016/j.seppur.2020.117036>
  4. Mao, X., Wang, L., & Zhang, Z. (2022). Application of deep eutectic solvents in metal ion extraction: A review. *Green Chemistry*, 24(5), 2002–2024. <https://doi.org/10.1039/D1GC04133B>
  5. Mareš, F., Svec, V., & Šucha, J. (2020). Recent advances in solvent extraction for metal recovery. *Hydrometallurgy*, 195, 105385. <https://doi.org/10.1016/j.hydromet.2020.105385>
  6. Rydberg, J., Cox, M., Musikas, C., & Choppin, G. R. (2004). *Solvent extraction principles and practice* (2nd ed.). CRC Press.
  7. Sato, T. (2020). Fundamentals and recent advances in solvent extraction of metals. *Journal of Chemical Engineering of Japan*, 53(1), 1–10. <https://doi.org/10.1252/jcej.19we133>
  8. Zhang, L., Sun, W., & Wang, D. (2019). Recovery of valuable metals from industrial wastewater by solvent extraction: A review. *Environmental Technology & Innovation*, 14, 100329. <https://doi.org/10.1016/j.eti.2019.100329>
  9. Zhao, Y., Liu, J., & Chen, Y. (2018). Extraction and separation of zinc and nickel using P507 in kerosene. *Separation Science and Technology*, 53(2), 267–277. <https://doi.org/10.1080/01496395.2017.1371472>

# Contemporary Research Across Disciplines

ISBN: 978-93-49938-46-5 | Year: 2026 | pp: 37 - 45 |

---

## An Assessment of Global Climate Change Impacts and Local Adaptation and Mitigation Strategies

**Dr. Malini Shetty**

Associate Prof., Dept of Botany, Surana College, South End, Bangalore-4

**Email:** [malini.ag@suranacollege.edu.in](mailto:malini.ag@suranacollege.edu.in)

Article DOI Link: <https://zenodo.org/uploads/19205625>

DOI: 10.5281/zenodo.19205625

### Abstract

Climate change is a pressing concern of the twenty-first century, largely driven by anthropogenic greenhouse gas (GHG) emissions from burning of fossil fuels, land and sea-use change, industrialization and intensive farming. The global warming is happening at an unprecedented scale with far-reaching implications on natural ecosystems, economies, and human societies all over the world. Rising sea levels, altered precipitation patterns, high temperature and increased frequency and intensity of extreme weather conditions are among the most significant global changes, amplifying the risks across regions and populations. Climate change impacts food and water security, human health, infra-structure and economic stability. Biodiversity loss and ecosystem degradation are other important repercussions of climate change disturbing the core of Biosphere. The global nature of climate change demands coordinated international action, as exemplified by multilateral frameworks such as the United Nations Framework Convention on Climate Change (UNFCCC) and the Paris Agreement. But the success of this coordinated international action depends on localized strategies customized to specific environmental, social, and economic contexts. Local responses at panchayat, municipal and other sub national levels play a critical role in both climate mitigation and climate adaptations. India, being one of the country's most vulnerable to climate risks, recent research highlights numerous visible signs of climatic shifts, including prolonged heatwaves, monsoon variability, coastal flooding and increasing water stress, with far-reaching health and socio-economic consequences [10]. The 2025 India–Pakistan heatwave saw temperatures exceeding 48°C, resulting in hundreds of heat-related deaths and widespread agricultural disruptions. Local adaptation measures such as heat Action Plans are being implemented in several Indian cities, while other regions invest in early warning

systems and climate-smart agricultural practices. The current chapter amalgamate the evidences from global climate change and recent Indian case studies to illustrate the multifaceted nature of climate change and the necessity for integrated collaborative governance frameworks that align international policy with local solutions, emphasizing sustainability and resilience for most affected communities.

**Keywords:** Climate change, Greenhouse gas, Climate mitigation, Climate adaptation and Ecosystem.

### **Introduction**

Climate change is a significant, long-term shifts in global or regional climate patterns like temperatures, precipitation and other atmospheric conditions resulting from natural variability and human influences [6]. The anthropogenic activities, mainly combustion of fossil fuels, industrialization and land-use changes, have increased atmospheric concentrations of carbon dioxide (CO<sub>2</sub>), methane (CH<sub>4</sub>), and nitrous oxide (N<sub>2</sub>O), leading to a global warming and disruptions in climatic patterns. This had cascading effects on ecosystems, hydrological cycles, and socio-economic systems, necessitating swift action at all levels of governance.

The global impacts of climate change are pervasive and multifaceted. They include accelerated sea-level rise, increasing frequency and intensity of extreme weather events like hurricanes, heatwaves and droughts, shifts in ecological zones and threats to food, water and energy security [1]. These changes are disproportionately affecting billions of people, burdening vulnerable populations and low-income regions with limited adaptive capacity. The developing countries face high exposure to climate risks consequent to their geographical location, economic constraints and dependence on climate-sensitive sectors.

India is symbolized as climate-vulnerable nation where the consequences of climate change are evident across diverse landscapes from the Himalayan region to coastal areas and arid plains [3]. Heat waves, monsoon fluctuation, glacier retreat and coastal inundation are among the indication of climatic disruption that have major consequences on health, livelihoods and nation building trajectories. These impacts underscore the dual need for both mitigation and adaptation.

Effective responses to climate change must link international frameworks and localized interventions. International treaty set emission reduction targets and promote financial and technological cooperation. But, rephrasing these responsibilities into consequences requires bottom-up strategies that reflect local priorities, resource availability and socio-cultural milieu. This chapter explores the scientific basis of climate change, its global implications and the spectrum of local responses especially within the Indian context.

### **Scientific Basis of Climate Change**

- **Greenhouse Gas and Global Warming**

Greenhouse gases influence earth's radiation balance by trapping outgoing infrared radiation, thereby warming the surface and lower atmosphere. The fossil fuel burning and deforestation has globally increased Carbon dioxide by 50% since pre-industrial times. Methane and nitrous oxide, though present in smaller concentrations, have higher global warming potentials over short to medium timescales. The direct atmospheric measurements and paleoclimate reconstructions have shown evidences with regard to link between human activities and changes in atmospheric composition.

Climate models consistently project continued warming under all prospective future emission scenarios. The report by Intergovernmental Panel on Climate Change (IPCC) states that deep and sustained reductions in Carbon dioxide and other greenhouse gas emissions is required to limit the global warming to 1.5 °C above pre-industrial levels [11]. Delays in mitigation efforts increase the likelihood of surpassing critical climatic thresholds, leading to more irreversible impacts.

### **Global Impacts of Climate Change**

- **Physical Changes in Climate Systems**

The physical substantiation of climate change is assessable and accelerating. Global warming has contributed to the melting of ice sheets and glaciers, thereby increasing the global sea-level. Marine ecosystems and the fisheries that sustain millions of livelihoods around the world are under significant threat due to Ocean warming and acidification resulting from CO<sub>2</sub> absorption.

Globally heatwaves, which threaten human health, ecosystems, and infrastructure is becoming more frequent and intense. The 2025 India–Pakistan heatwave, for example, saw temperatures reach 48 °C, leading to hundreds of deaths and extensive stress on health systems and agriculture [4]. Such events exemplify how climate extremes have intensified beyond historical norms, amplifying risks to entire ecosystem.

- **Ecosystems and Biodiversity**

Ecosystems like forests and wetlands are essential for carbon sequestration are becoming degraded, which in turn reduces their ability to mitigate climate change. The rising temperatures, altered rainfall and extreme weather are transforming terrestrial, marine, and freshwater ecosystems thereby accelerating biodiversity loss. Coral reefs are particularly vulnerable to thermal stress and acidification, resulting in widespread bleaching events and reduced biodiversity. The loss of biodiversity due to climate change directly impacts human well-being, threatening food security, and increasing the risk of zoonotic diseases. Conserving biodiversity and restoring ecosystems is crucial, as they act as natural buffers for climate adaptation.

- **Food and Water Security**

Climate change directly threatens global food and water security by disrupting agricultural systems, reducing water availability, and causing extreme weather events like droughts and floods. Water resources are becoming increasingly stressed as glacier retreat, river flow variability and groundwater depletion intensify, impacting domestic, agricultural and industrial demands. Rising temperatures and changing precipitation patterns reduce crop yields, while land degradation and in some cases, increased food demand intensify pressures on food production. Over 30 million people have already faced food insecurity due to climate-driven factors.

### **Human Health and Social Impacts**

- **Human Health and Social Impacts**

Global climate change intensifies weather severity, reduce food security and expands disease vectors with projected annual deaths reaching 700,000 by 2030. Health impacts include heat stress, respiratory issues and mental health challenges, while social impacts involve displacement, increased poverty and extreme strain on health systems [2]. In India the informal settlements and rural areas with limited access to healthcare infrastructure have shown elevated risks of heat stress and waterborne diseases due to prolonged heatwaves and fluctuating monsoon patterns. Disasters cause PTSD, anxiety, and depression in affected populations. The vulnerable section of society, children, elderly people are the most affected.

- **Migration and Displacement**

Environmental degradation is one of the most visible consequences of climate change. Rising temperatures have led to the melting of glaciers and polar ice caps, contributing to sea-level rise which threatens coastal ecosystems forcing people to migrate—internally and across borders [6]. Coastal and riverine communities face heightened flood risks, while drought-affected regions witness declines in agricultural productivity, driving rural–urban migration and straining urban infrastructure. In 2022, over 1 million people were displaced by drought in Somalia.

### **Economic Dimensions of Climate Change**

The economic costs of climate change are substantial and growing. Climate change imposes considerable economic costs through reduced productivity, infrastructure damage and disaster response expenditures. In urban areas, heatwaves and flooding disrupt commerce and reduce labor productivity. Damage to infrastructure from extreme weather events, reduced agricultural productivity and increased healthcare expenditures place significant burdens on national economies. Developing countries, with limited financial and institutional capacity are particularly vulnerable. The World Bank estimates that Indian cities will require trillions of

dollars in climate-resilient infrastructure investment by 2050 to mitigate future losses from extreme events [12]. Strategic investments in water systems, transport, and building resilience can reduce long-term economic burdens and protect livelihoods.

## **Local Responses — Mitigation and Adaptation**

### **• Local Mitigation Strategies**

Climate change mitigation is any action taken by governments, businesses or people to reduce or prevent greenhouse gases, energy efficiency in buildings and transportation, regenerative agricultural practices and Carbon Capture and Removal Technologies.

Mitigation strategies on reduction or prevention of greenhouse gas emissions involves transitioning from coal and gas to solar, wind, geothermal and hydropower. Replacing fossil-fuel-powered machinery with electric alternatives. Modernizing grids with battery storage for hydroelectricity. Reforestation, conservation of forest and wetlands are carried out to enhance and protect carbon sinks that remove greenhouse gases.

The important energy efficiency measures in buildings include thermal comfort standards, better insulation and energy efficient appliances and improving design and energy transmission systems in buildings and vehicles. In industrial processes, material efficiency is improved by upgrading machineries and utilizing waste heat. Artificial Intelligence is used to optimize energy consumption in buildings and monitor supply chain emissions.

The mitigation strategies in transportation include improving fuel efficiency, promoting public transport, carpooling and supporting the shift to electric or hybrid vehicles.

Regenerative agricultural practices include agroforestry, organic farming, enhancing soil health and shifting to plant-based diets to reduce livestock related emissions. The direct seeding techniques and use of cover crops support and improve resilience.

Carbon capture and removal technologies are used to trap emissions from power plants and industrial facilities to prevent them from entering the atmosphere. For long term carbon sequestration biochar is created from biomass and mixed into soil. Waste Management and Circular Economy involve improved waste management reducing methane emissions from landfills and promoting resource efficiency. Focusing on circular economy by reducing, reusing, repairing, and recycling materials to lower emissions throughout the product lifecycle.

### **• Local Adaptation Strategies**

Adaptation requires enhancing resilience to current and future climate impacts. Community based approaches, such as climate-adaptive infrastructure, agriculture

and food security, early warning systems for disasters are critical in climate-vulnerable regions [5]. Institutions and knowledge networks that enable local planners and citizens to access climate information also support adaptive capacity.

**Climate-Resilient Infrastructure:** Adapting infrastructure to withstand climate impacts is essential for protecting communities.[7] Flood defenses, heat-resistant building materials and resilient transportation systems reduce vulnerability to extreme weather events.

**Disaster Reduction and Preparedness:** Local disaster preparedness plans, mapping local hazards, early warning systems and emergency response mechanisms enhance community resilience. Public education and community participation are critical components of effective disaster risk reduction.

**Urban and Infrastructure Resilience:** Installing green roofs/walls, rain water harvesting and increasing shade tree coverage to mitigate urban heat islands.

**Water Management:** Constructing water storage tanks, improving irrigation efficiency and using nature-based solutions like watershed management.

**Agriculture & Food Security:** Implementing drought-resistant crop varieties, changing cropping patterns and diversifying livelihoods for farmers.

**Ecosystem-Based Adaptation:** Protecting and restoring coastal wetlands, mangroves, and seagrasses to buffer against sea-level rise and storm surges.

**Community-Based Adaptation:** Community-based adaptation emphasizes local knowledge and participation in decision-making. Indigenous and traditional practices provide valuable insights into sustainable resource management and climate resilience.

### **Institutional and Governance Dimensions**

Effective climate action hinges on strong institutions and governance frameworks that connect national targets with local implementation. Research demonstrates that institutional dynamics such as policy coherence, stakeholder participation, and governance capabilities can significantly influence the success of adaptation initiatives. Bibliometric analyses point to the need for integrated governance structures that bridge scientific understanding and policy action.

### **Case Examples from India**

- **Urban Climate Responses**

Heat Action Plans pioneered in cities like Ahmedabad provide early warnings and public health guidance to reduce heat-related mortality, serving as models for other

Indian cities [9]. Cities are also investing in infrastructure improvements to manage heat and extreme rainfall events.

Green Infrastructure and Urban Greening: Under the Atal Mission for Rejuvenation and Urban Transformation (AMRUT), over 5,000 acres of green spaces have been developed to reduce land surface temperatures.

- **Rural and Agricultural Adaptation**

This involves shifting to climate-resilient practices to combat rising temperatures and erratic rainfall. Key strategies include adopting drought-resistant, high-yielding variety (HYV) seeds, implementing efficient irrigation (drip/sprinkler), diversifying crops, and adopting sustainable techniques like soil management. The government supports this via projects like NICRA and NMSA. Innovative climate risk communication frameworks in the Indo-Gangetic Plains aim to improve farmers' adaptive behavior by providing localized climate information that informs planting decisions and water management strategies [2].

### **Integration of Global and Local Strategies**

Climate change demands integration across scales from international agreements to community action to establish effective, extensible and customized solutions.

- **Global to Local:** International agreements set emission targets, provide funding, and establish frameworks, such as the UN Framework Convention on Climate Change (UNFCCC) or carbon taxes, that inform national and local policy.
- **Local to Global:** Local communities and cities, such as through initiatives like 100 Resilient Cities, drive innovation in adaptation and mitigation
- **Integrated Governance:** Successful strategies require strong coordination between municipal, regional, and national governments, ensuring local knowledge and cultural contexts are included in policy-making.

To strengthen the efficacy of climate strategies and promote equitable resilience collaborative partnerships between civil society and private actors is very much needed.

### **Conclusion**

Climate change is a complex global challenge with profound local consequences faced by humanity. This is affecting ecosystems, economies, and societies across the globe. Its impacts rise temperatures, extreme weather events, sea-level rise, and biodiversity loss demonstrate that environmental issues are deeply interconnected and transcend national borders. However, while the causes and consequences are global, effective solutions must combine international cooperation with strong local action.

Global agreements, scientific innovation, and coordinated policy frameworks are essential to reduce greenhouse gas emissions and transition toward sustainable

systems. At the same time, local responses—such as community adaptation strategies, sustainable agriculture, renewable energy adoption, and conservation initiatives—play a critical role in building resilience and ensuring that solutions are practical and equitable.

Ultimately, addressing climate change requires shared responsibility, long-term commitment, and collective will. Integrating global strategies with local implementation through collaborative governance humanity can mitigate future risks, protect vulnerable populations and move toward a more sustainable and climate-resilient world.

### **References**

1. Abinash Mohanty, and Shreya Wadhawan 2021, Mapping India's Climate Vulnerability: A District Level Assessment Council on Energy, Environment and Water.
2. Barrucand, Mariana & Vieira, Carolina & Canziani, Pablo. (2016). Climate change and its impacts: perception and adaptation in rural areas of Manizales, Colombia. *Climate and Development*. 1-13. 10.1080/17565529.2016.1167661.
3. Chakraborty, R., Ali, T., Atabay, S. et al. Impact of climate change scenario on sea level rise and future coastal flooding in major coastal cities of India. *Sci Rep* 15, 28689 (2025). <https://doi.org/10.1038/s41598-025-13394-5> (3)
4. Chandra Venkataraman, T. Mishra, S. Ghosh, & S. Karmakar (Eds.). (2019). *Climate Change Signals and Response: A Strategic Knowledge Compendium for India*. Springer.
5. T. Klima, W. Te State of Global Water Resources 2022 World Meteorological Organization (2023).
6. Jaisridhar, P., Nirosha, R., et al. (2025). Institutional dynamics in climate change adaptation: A bibliometric analysis. *Frontiers in Environmental Science*, 13, 1598908.
7. Kumar, A., Ray, T., & Mohanasundari, T., et al. (2025). Forest fires and climate change in India: Impacts, adaptive strategies, and pathways for climate action. *Environmental Sciences Europe*, 37, 147. <https://doi.org/10.1186/s12302-025-01195-6>.
8. Nushrat Jahan, R.N. Padaria, Aiswarya S, L. Muralikrishnan, Subhashree Sahu, Md Yeasin, Ananta Vashisth, Dibyanshu Shekhar, Priti Priyadarshni, Bhaskar Ghosh, Sweety Mukherjee, Amandeep Ranjan, Kotha Shravani, Simran Pundir, 2026. Climate risk communication and farmers' adaptive behaviour in the Indo-Gangetic Plains: Insights from the Stimulus-Organism-Response (S-O-R) framework, *Environmental and Sustainability Indicators* V 30, 101141, ISSN 2665-9727,

9. Shetty SS, Deepthi D, Harshitha S, Sonkusare S, Naik PB, Kumari N S, Madhyastha H (2023) Environmental pollutants and their effects on human health. *Heliyon* (9): e19496. <https://doi.org/10.1016/j.heliyon.2023.e19496>
10. Verner, M., Marlon, J., Thaker, J., et al. (2025). *Climate Impacts in India: Experience, Worry, and Attribution to Global Warming*. Yale Program on Climate Change Communication.
11. IPCC, 2018, IPCC, 2018: Global Warming of 1.5°C. An IPCC Special Report on the impacts of global warming of 1.5°C above pre-industrial levels and related global greenhouse gas emission pathways, in the context of strengthening the global response to the threat of climate change, sustainable development, and efforts to eradicate poverty [Masson-Delmotte, V., P. Zhai, H.-O. Pörtner, D. Roberts, J. Skea, P.R. Shukla, A. Pirani, W. Moufouma-Okia, C. Péan, R. Pidcock, S. Connors, J.B.R. Matthews, Y. Chen, X. Zhou, M.I. Gomis, E. Lonnoy, T. Maycock, M. Tignor, and T. Waterfield (eds.)]. In Pr
12. World Bank. (2025). *Towards Resilient and Prosperous Cities in India: Climate Infrastructure Needs*. (Report)

# Contemporary Research Across Disciplines

ISBN: 978-93-49938-46-5 | Year: 2026 | pp: 46 - 50 |

---

## Frontiers of Interdisciplinary Research in Botanical Science and Plant Biotechnology

<sup>1</sup>**Albino Wins. J**

<sup>2</sup>**Dharshinn. M**

<sup>3</sup>**M. Murugan**

<sup>1</sup>Department of Botany, Holy Cross College (Autonomous), Nagercoil-4, Tamilnadu, India. (Affiliated to Manonmaniam Sundaranar University, Abishekapatti, Tirunelveli District - Pin 627001.

<sup>2</sup>Agricultural College and Research Institute, Tamil Nadu Agricultural University (TNAU), Coimbatore, Tamilnadu, India.

<sup>3</sup>Department of Biomedical Sciences, Noorul Islam Centre for Higher Education, Kumaracoil, Tamilnadu, India.

**Email:** [winsbt@gmail.com](mailto:winsbt@gmail.com)

Article DOI Link: <https://zenodo.org/uploads/19205707>

DOI: 10.5281/zenodo.19205707

### Abstract

Botanical science has evolved significantly with the integration of modern biotechnology, leading to innovative approaches in plant improvement, conservation, and sustainable agriculture. Interdisciplinary research combining botany with molecular biology, genetics, microbiology, nanotechnology, and bioinformatics has accelerated the understanding of plant systems and enhanced crop productivity. Plant biotechnology has contributed to the development of stress-tolerant crops, improved nutritional quality, disease resistance, and efficient propagation techniques. In addition, interdisciplinary research has strengthened areas such as phytoremediation, medicinal plant research, and climate-resilient agriculture. This chapter explores the major frontiers of interdisciplinary research in botanical science and plant biotechnology, highlighting recent advances, applications, and future prospects for sustainable development.

**Keywords:** Plant biotechnology, Interdisciplinary research, Crop improvement, Sustainable agriculture

## **Introduction**

Botanical science, traditionally focused on plant morphology, taxonomy, physiology, and ecology, has expanded considerably with the advent of biotechnology and molecular techniques. Modern research in plant science increasingly relies on interdisciplinary approaches that integrate knowledge from genetics, microbiology, biochemistry, environmental science, and computational biology. These combined efforts have improved the understanding of plant growth, metabolism, and adaptation to environmental stresses.

Plant biotechnology plays a central role in addressing global challenges such as food security, climate change, and environmental degradation. Techniques such as tissue culture, molecular breeding, genetic engineering, and genome editing have transformed crop improvement programs. Interdisciplinary research not only enhances crop productivity but also contributes to biodiversity conservation, sustainable agriculture, and the development of plant-derived pharmaceuticals.

## **Plant Tissue Culture and Micropropagation in Crop Improvement**

Plant tissue culture is one of the most important tools in plant biotechnology. It enables the rapid multiplication of disease-free and genetically uniform plants under controlled conditions. Micropropagation techniques are widely used for the large-scale production of horticultural crops, medicinal plants, and endangered species.

Interdisciplinary research involving plant physiology, microbiology, and biochemistry has improved culture media composition, growth regulators, and acclimatization techniques. Tissue culture also plays a crucial role in germplasm conservation and the preservation of rare and threatened plant species. The integration of molecular markers with tissue culture techniques has further enhanced the efficiency of plant breeding programs.

## **Molecular Breeding and Genetic Engineering**

Advances in molecular biology have revolutionized plant breeding through the use of molecular markers, gene mapping, and genome sequencing. Marker-assisted selection allows the identification of desirable traits at an early stage, reducing the time required for developing improved crop varieties.

Genetic engineering enables the introduction of specific genes for disease resistance, insect resistance, and tolerance to abiotic stresses such as drought and salinity. The development of transgenic crops and genome-edited plants demonstrates the potential of biotechnology in improving agricultural productivity. Interdisciplinary collaboration between molecular biologists, geneticists, and agronomists has been essential in achieving these advancements.

## **Role of Plant–Microbe Interactions in Sustainable Agriculture**

Plant–microbe interactions represent another important frontier in botanical research. Beneficial microorganisms such as nitrogen-fixing bacteria, phosphate-

solubilizing bacteria, and mycorrhizal fungi enhance nutrient availability and improve plant growth. Research combining microbiology, soil science, and plant physiology has led to the development of biofertilizers and biopesticides.

These biological inputs reduce dependence on chemical fertilizers and pesticides, promoting environmentally sustainable agriculture. Understanding rhizosphere ecology and microbial diversity has become an important area of interdisciplinary research aimed at improving soil health and crop productivity.

### **Phytochemistry and Medicinal Plant Research**

Medicinal plants are a rich source of bioactive compounds used in pharmaceutical and nutraceutical industries. Interdisciplinary research involving botany, chemistry, pharmacology, and biotechnology has enabled the identification, extraction, and large-scale production of secondary metabolites such as alkaloids, flavonoids, and terpenoids.

Plant cell and tissue culture techniques are increasingly used to produce valuable compounds under controlled conditions. Molecular studies also help in understanding biosynthetic pathways and improving the yield of therapeutic metabolites. These approaches contribute significantly to drug discovery and healthcare.

### **Nanobiotechnology and Plant Sciences**

Nanotechnology has opened new possibilities in plant research and agriculture. Nanoparticles are being explored for targeted nutrient delivery, controlled release of agrochemicals, and improved plant protection. Interdisciplinary research combining nanotechnology, plant physiology, and environmental science has shown promising results in enhancing seed germination, plant growth, and stress tolerance.

Nanobiotechnology also plays a role in developing biosensors for detecting plant pathogens and monitoring soil health. These innovations provide new tools for precision agriculture and sustainable crop management.

### **Bioinformatics and Computational Biology in Plant Research**

The rapid advancement of genomics and high-throughput sequencing technologies has generated large volumes of biological data. Bioinformatics provides tools for analyzing gene sequences, predicting protein functions, and studying evolutionary relationships among plants.

Computational approaches help identify genes associated with stress tolerance, disease resistance, and yield improvement. Integration of bioinformatics with plant biotechnology accelerates crop improvement programs and enhances the understanding of plant genomes.

### **Climate Change and Stress Biology**

Climate change poses a significant threat to global agriculture by increasing the frequency of drought, salinity, flooding, and temperature extremes. Interdisciplinary

research in plant physiology, molecular biology, and environmental science has led to the development of stress-tolerant crop varieties.

Studies on stress-responsive genes, osmoprotectants, and antioxidant systems have improved the understanding of plant adaptation mechanisms. Biotechnological interventions such as gene editing and marker-assisted breeding are being used to develop climate-resilient crops.

### **Future Prospects of Interdisciplinary Research in Botanical Science**

The future of botanical science lies in the integration of emerging technologies such as synthetic biology, genome editing, and artificial intelligence. These approaches will enable precise manipulation of plant genomes, improved crop productivity, and efficient utilization of natural resources.

Collaborative research among botanists, biotechnologists, environmental scientists, and data scientists will be essential to address global challenges related to food security, biodiversity conservation, and sustainable development. Interdisciplinary approaches will continue to drive innovation and expand the scope of plant science research.

### **Conclusion**

Interdisciplinary research has transformed botanical science by integrating biotechnology, molecular biology, microbiology, nanotechnology, and computational tools. These approaches have significantly contributed to crop improvement, sustainable agriculture, medicinal plant research, and environmental conservation. Plant biotechnology continues to play a vital role in addressing global challenges such as climate change, food security, and resource management. Continued collaboration across scientific disciplines will be essential for advancing botanical research and ensuring sustainable development in the future.

### **References**

1. Bhattacharyya, P. N., & Jha, D. K. (2012). Plant growth-promoting rhizobacteria in agriculture. *World Journal of Microbiology and Biotechnology*, 28(4), 1327–1350.
2. Bhatia, S., Sharma, K., & Dahiya, R. (2015). Modern applications of plant biotechnology in agriculture. *Plant Biotechnology Reports*, 9(3), 109–120.
3. Chen, K., Wang, Y., Zhang, R., Zhang, H., & Gao, C. (2019). CRISPR/Cas genome editing in plants. *Annual Review of Plant Biology*, 70, 667–697.
4. Glick, B. R. (2014). Bacteria with ACC deaminase and plant growth promotion. *Frontiers in Microbiology*, 5, 1–13.
5. Kumar, S., & Pandey, A. K. (2013). Chemistry and biological activities of flavonoids. *The Scientific World Journal*, 2013, 162750.
6. Mishra, P. K., Bisht, S. C., & Joshi, G. K. (2013). Biofertilizers and their role in sustainable agriculture. *Research Journal of Recent Sciences*, 2, 33–36.

7. Murashige, T., & Skoog, F. (1962). A revised medium for rapid growth in tissue culture. *Physiologia Plantarum*, 15(3), 473–497.
8. Pii, Y., Mimmo, T., Tomasi, N., Terzano, R., Cesco, S., & Crecchio, C. (2015). Microbial interactions in the rhizosphere. *Plant and Soil*, 390(1–2), 1–19.
9. Rai, M., Ribeiro, C., Mattoso, L., & Duran, N. (2015). *Nanotechnologies in agriculture*. Springer.
10. Reddy, P. P. (2017). *Plant biotechnology and sustainable agriculture*. Springer.
11. Sharma, H. C., & Ortiz, R. (2002). Transgenics, pest management, and the environment. *Current Science*, 82(4), 421–437.
12. Varshney, R. K., Terauchi, R., & McCouch, S. R. (2014). Harvesting the promising fruits of genomics. *Nature Reviews Genetics*, 15(12), 1–15.

# Contemporary Research Across Disciplines

ISBN: 978-93-49938-46-5 | Year: 2026 | pp: 51 - 61 |

---

## Climate Change, Urbanization, and Water Security in the Hyderabad Metropolitan Region: Challenges, Resilience, and Sustainable Pathways

**Dr. Billakanti Ravinder**

Assistant Professor of Economics, Government Degree College Alair, Yadadri-Bhuvanagiri District, Mahathma Gandhi University, Telangana State, India.

**Email:** [ravinderbillakanti@gmail.com](mailto:ravinderbillakanti@gmail.com)

Article DOI Link: <https://zenodo.org/uploads/19205830>

DOI: 10.5281/zenodo.19205830

### Abstract

Rapid urbanization coupled with accelerating climate change has significantly intensified water security challenges in metropolitan regions of the Global South. Hyderabad, the capital of Telangana, exemplifies this crisis due to erratic monsoon patterns, rising temperatures, declining groundwater levels, and the systematic loss of urban water bodies. Historically sustained by an extensive network of lakes and reservoirs, the city now faces the dual threat of chronic water scarcity and recurrent urban flooding. This study examines the multidimensional impacts of climate change and unplanned urban expansion on Hyderabad's water security using a mixed-methods approach that integrates climatic trend analysis, land-use and land-cover change assessment, groundwater evaluation, and socio-institutional analysis. Adopting the Energy-Land-Water-Climate (ELWC) nexus framework, the research highlights how anthropogenic interventions amplify climatic risks and undermine hydrological resilience. The findings reveal significant temperature increases, heightened rainfall intensity, extensive wetland encroachment, and deep socio-economic disparities in water access, particularly in peri-urban areas. The study also evaluates recent institutional responses, including lake reclamation initiatives and river rejuvenation projects, and emphasizes the need for Water Sensitive Urban Design and inclusive governance. The paper concludes that sustainable urban water security in Hyderabad requires integrating climate-resilient infrastructure, ecological restoration, and social equity into long-term urban planning frameworks.

**Keywords:** Urban water security, Climate change, Hyderabad metropolitan region, Urban flooding, Groundwater depletion, Water-sensitive urban design.

**Introduction**

Urban water security is a multi-faceted concept that transcends the mere availability of water. As defined by contemporary scholarship, it encompasses the dimensions of water quantity, quality, human health, environmental sustainability, and the management of water-related hazards such as floods and droughts (UN-Water, 2013). Globally, nearly half of the world's eight billion people experience severe water scarcity for at least some portion of the year due to a combination of climatic and non-climatic factors. In South Asia, these challenges are amplified by extreme population density, historical inequities, and a high sensitivity to monsoon variability (IPCC, 2022). The Intergovernmental Panel on Climate Change (IPCC) in its Sixth Assessment Report (AR6) highlights that South and Southeast Asian cities are among the most vulnerable in the world to climate-induced disasters, with projected economic losses reaching significant portions of regional GDP (World Bank, 2020).

Hyderabad’s geographic and historical position makes its water security particularly significant. Situated on the Deccan Plateau, the city relies on a mix of surface water reservoirs—many of which are located hundreds of kilometers away—and a declining groundwater table (CGWB, 2023; CWC, 2022). The city’s population has surged from 1.8 million in 1971 to over 10 million in 2024, placing an immense strain on its hydrological systems. This demographic expansion has coincided with a transformation of the physical environment; the "City of Lakes" has seen its natural infrastructure systematically eroded by encroachment, pollution, and unplanned development (Government of Telangana, 2024).

The intensification of the hydrological cycle due to human-induced climate change is now acting as a "threat multiplier." Rising average temperatures, which have increased by  $2.5^{\circ}\text{C}$  in Hyderabad between 1980 and 2020, are exacerbating the Urban Heat Island (UHI) effect and increasing the evaporative demand on the city's limited water supplies (IMD, 2021). Simultaneously, the monsoon has become increasingly erratic. The city now experiences prolonged dry spells punctuated by short-duration, high-intensity rainfall events that overwhelm inadequate drainage systems and cause widespread urban flooding, as witnessed during the devastating floods of October 2020 (IPCC, 2021; HMWSSB, 2023).

Dimension of Water Security	Key Challenges in Hyderabad	Impact on Sustainability
Quantity	Over-reliance on distant rivers; groundwater depletion (20-40m drops).	Long-term supply-demand gap; rising cost of water.
Quality	Industrial effluent discharge; sewage dumping in lakes like Hussain Sagar.	Health risks; loss of ecosystem services.

Hazards	Extreme rainfall (300mm/24hrs); prolonged heatwaves ( $>45^{\circ}\text{C}$ ).	Infrastructure damage; displacement of vulnerable groups.
Governance	Unplanned urban sprawl; erosion of traditional water management.	Fragmentation of policy; weak enforcement of buffer zones.

Source: Compiled from CGWB (2023), HMWSSB (2023), IPCC (2022),

### Need For Study

The necessity for an exhaustive study of Hyderabad’s water security is driven by the urgent need to bridge the gap between historical hydrological frameworks and modern climate realities. Historically, Hyderabad relied on an interconnected network of approximately 3,000 lakes and reservoirs designed by the Qutub Shahi and Asaf Jahi rulers to provide a "flood-proof" and "drought-resilient" urban environment (Reddy et al., 2018). However, the last five decades have witnessed a large-scale destruction of this physical heritage. Encroachments have converted lakebeds into built-up areas, and the state has often struggled to implement existing environmental laws (Narain & Vij, 2016).

The 2019 water crisis and the 2020 floods serve as definitive catalysts for this research. In 2019, the city’s major reservoirs, Osman Sagar and Himayat Sagar, reached critically low levels due to a delayed monsoon, forcing a reliance on groundwater that caused a collapse in the water table (IMD, 2021; HMWSSB, 2023). Only a year later, the city faced its most severe flood in over a century, triggered by a Mesoscale Convective Complex (MCC) that highlighted the total failure of the urban drainage system. These events demonstrate that current urban planning models are insufficient to handle the volatility introduced by climate change (IPCC, 2021).

Furthermore, there is a critical need to assess the socio-economic dimensions of these environmental shifts. As climate change impacts are felt disproportionately by the poor, marginalized, and those living in informal settlements, understanding the "politics of the pipe"—who gets water, when, and at what cost—is essential for ensuring climate justice. The rapid expansion of the city into its peri-urban fringes has created "newly added areas" that lack comprehensive water and sewerage networks, leaving millions of residents vulnerable to both contamination and scarcity (World Bank, 2020; Narain & Vij, 2016).

Finally, the study is required to evaluate the efficacy of newly established institutional frameworks. The creation of the Hyderabad Disaster Response and Asset Protection Agency (HYDRAA) in 2024 represents a radical shift toward active reclamation of urban water bodies. Analyzing the impact of such agencies, alongside the state's ambitious Vision 2047 and Mega Master Plan 2050, is vital for charting a sustainable path forward (Government of Telangana, 2024).

## **Objectives**

The primary objective of this research is to evaluate the multifaceted impacts of climate change and urbanization on the water security of the Hyderabad Metropolitan Region and to propose sustainable management strategies. The specific objectives are:

- To analyze long-term climatic trends in Hyderabad, focusing on temperature increases and precipitation volatility as indicators of climate change.
- To quantify the degradation of natural infrastructure, specifically the loss and encroachment of urban lakes and wetlands over the past three decades.
- To examine the interlinkages in the Energy-Land-Water-Climate (ELWC) nexus and how human interventions amplify climatic risks.
- To assess the socio-economic impacts of water insecurity, with particular attention to vulnerable populations in urban and peri-urban areas.
- To evaluate the effectiveness of current institutional and policy responses, including the HYDRAA land reclamation initiatives and the Musi Riverfront Development Project.
- To provide evidence-based recommendations for integrating Water Sensitive Urban Design (WSUD) and climate-resilient infrastructure into the city's long-term master plans.

## **Methodology**

This study utilizes a multi-scale, mixed-methods approach to capture the complexity of urban water security. The methodology integrates quantitative physical data with qualitative socio-institutional analysis, consistent with the IPCC AR6 framework that emphasizes the interdependence of climate, ecosystems, and human societies (IPCC, 2021).

## **Data Collection and Spatial Analysis**

The physical assessment of climate change relies on longitudinal datasets from the India Meteorological Department (IMD) and various global climate models. Gridded precipitation data at 0.25° resolution and temperature records from 1980 to 2020 were analyzed to identify statistical shifts in heat extremes and rainfall intensity (IMD, 2021). To assess land-use and land-cover (LULC) changes, the study utilized high-resolution satellite imagery, including the 30m SRTM Water Body Database and historical remote sensing data. This allowed for the mapping of "disappearing" water bodies and the quantification of urban sprawl (Seto et al., 2012).

For the assessment of groundwater and surface water, the study reviewed annual reports and assessments from the Central Ground Water Board (CGWB) and the Central Water Commission (CWC). A significant methodological challenge addressed was the "scale mismatch" between these agencies, as surface water is

often assessed at the river basin level while groundwater is monitored at the taluk or block level (CGWB, 2023; CWC, 2022).

### **Socio-Economic and Institutional Evaluation**

The research employs a "bottom-up" assessment of resilience, using a framework that captures four broad themes: Urban Infrastructure and Land Use, Resources, Governance, and Social dimensions. This framework was validated using the Delphi technique involving subject matter experts to identify 32 key indicators of household-level water resilience (Narain & Vij, 2016).

Case studies of three peri-urban villages—Gagillapur, Chintalcheru, and Erdhanoor—were conducted to understand the inequities in water access. Qualitative data was collected through semi-structured interviews and participatory observations to explore how caste, ethnicity, and urbanization processes influence water security.

Finally, the study evaluated institutional efficacy by analyzing official reports from the Hyderabad Metropolitan Water Supply and Sewerage Board (HMWSSB) and the newly formed HYDRAA. Data on land reclamation, infrastructure investment, and master plan projections were synthesized to assess the future outlook of the city's water services (HMWSSB, 2023; Government of Telangana, 2024).

### **The ELWC Nexus Framework**

The research adopts the Energy-Land-Water-Climate (ELWC) nexus framework as a conceptual lens. This approach recognizes that interventions in one sector—such as energy-intensive groundwater pumping—have direct feedback loops into water availability and regional climate through carbon emissions and heat island effects. By distinguishing between global climate impacts and local human-modified interventions, the methodology aims to provide a more nuanced understanding of urban vulnerability (IPCC, 2021).

### **Data Analysis and Discussion**

#### **Climatic Trends and the Intensification of Extremes**

The analysis of climatic data for the Hyderabad region confirms a significant warming trend. Between 1980 and 2020, the city experienced a  $2.5^{\circ}\text{C}$  increase in average maximum temperatures. This rise is particularly acute during the summer months; in May 2019, temperatures soared above  $45^{\circ}\text{C}$  for several weeks, creating one of the hottest summers in recent decades. This thermal acceleration is not merely a reflection of global warming but is intensified by the loss of over 50% of the city's green spaces and wetlands, which traditionally served as heat sinks (IMD, 2021).

Precipitation patterns have similarly shifted toward extremes. While total annual rainfall remains dominated by the monsoon, its reliability has decreased. The city now faces "erratic monsoon patterns," characterized by both prolonged dry spells

that deplete reservoirs and intense rainfall events that trigger flash floods. The 2020 event, where over 300 mm of rain fell in 24 hours, was categorized as a Mesoscale Convective Complex (MCC) with high precipitable water and low-level moisture convergence. Such events are projected to become more frequent as the atmosphere’s water-holding capacity increases by approximately 7% for every 1°C of warming (Clausius-Clapeyron relationship) (IPCC, 2021).

Climatic Variable	Historical Baseline (pre-1980)	Observed (1980-2020)	Future Projection (2050+)
Avg. Max Temp	~38-40°C (Summer)	+2.5°C increase	Further rise; >30 days extreme heat
Rainfall Intensity	Balanced Monsoon	Frequent >100mm/day events	High-intensity "bursts" increase
Monsoon Duration	Predictable June-Sept	Delayed starts; erratic spells	Increased variability
UHI Intensity	Low/Moderate	High in concrete corridors	Severe; cascading health risks

**The Destruction of Blue Infrastructure and Wetland Loss**

The systematic loss of lakes—historically known as cheruvus or kuntas—is perhaps the most damaging aspect of Hyderabad’s urbanization. Remote sensing analysis shows that the city has lost approximately 3,245 hectares of water bodies in just 12 years. Studies on the land-use/land-cover of the Hyderabad Urban Agglomeration (HUA) reveal that water bodies occupied 2.51% of the area in 1964, which plummeted to 1.57% by 1990, with further declines recorded since (Seto et al., 2012; Reddy et al., 2018).

The primary mechanism of this loss is encroachment by both private developers and state agencies. Many lakes that were once common property resources were transformed into private property, often through the illegal filling of lakebeds. The consequences are twofold: a steep decline in the water table due to lost recharge capacity and an increase in flood severity. For instance, the 2000 and 2020 floods were attributed directly to the reduced carrying capacity of these lakes and their obstructed feeder channels (Narain & Vij, 2016).

Lake Name	Historical Status	Current Condition	Primary Stressor
Hussain Sagar	16th-century heart of city	Shrunk by >50%; high	Encroachment; industrial effluent

		pollution	
Osman Sagar	1912 Nizam-era dam	Critically low; buffer violations	Declining rainfall; watershed encroachment
Himayat Sagar	1920 Nizam-era dam	Critically low; buffer violations	Poor management; delayed monsoons
Saroornagar Lake	1624; 5 \$km^ {2}\$ area	Massive shrinkage (35ha in 1980)	Urban sprawl; waste dumping
Nawab Sab Kunta	Local reservoir	Completely Disappeared	Residential land reclamation

### Result and Findings

#### Hydrological Balance and Groundwater Depletion

The research findings indicate a precarious urban water balance. In the Hyderabad region, the net urban recharge component of groundwater is estimated to be approximately  $567.51 \text{ mm/a}$ , while the natural recharge component is significantly lower at  $52.78 \text{ mm/a}$ . This high "urban recharge" is largely attributed to leaking water pipes and sewage infiltration, which, while maintaining water levels, severely compromises groundwater quality. Heavy metals and microbiological pollutants have made the groundwater unsafe for drinking in several parts of the city.

In contrast, during severe dry spells like the summer of 2019, unsustainable extraction practices led to a collapse of the water table. The HMWSSB reported groundwater level drops of 20 to 40 meters in several neighborhoods as residents scrambled to compensate for empty surface reservoirs. This over-reliance on groundwater is a direct result of the supply-demand gap; while the city currently supplies approximately 550 million gallons per day (MGD), an additional 150 MGD is needed just to serve the core urban region (HMWSSB, 2023).

#### Institutional Responses: The HYDRAA and Musi Rejuvenation Projects

The creation of the Hyderabad Disaster Response and Asset Protection Agency (HYDRAA) in July 2024 marks a watershed moment in the city's environmental policy. For the first time, a statutory agency has been empowered to integrate flood mitigation with the protection of public assets. As of January 2026, HYDRAA's enforcement operations have reclaimed 1,313.19 acres of encroached land, including lakes, parks, and stormwater drains, worth an estimated ₹65,650 crore (Government of Telangana, 2024).

Significant operations have taken place in areas like Miyapur, where 15 acres worth ₹3,000 crore were reclaimed from illegal temporary markers and sheds. By clearing these "bottlenecks" in the urban drainage system, HYDRAA aims to restore the city's natural flood-proofing framework that was originally established by the Nizams after the 1908 Musi floods.

HYDRAA Metric	Impact	Value (Jan 2026)	Significance
Total Reclaimed Land		1,313.19 acres	Restoration of natural drainage
Estimated Market Value		₹65,650 crore	Deterrence against land-grabbing
Target Lakes (GHMC)		185	Focus on flood mitigation buffer zones
Target Lakes (HMDA)		650	Peri-urban water security preservation

Parallel to HYDRAA is the Musi Riverfront Development Project. Phase-I of this ambitious initiative covers 21 km from the Osman Sagar and Himayat Sagar reservoirs to Bapughat. Funded in part by a ₹4,100 crore (USD 500 million) loan from the Asian Development Bank (ADB), the project focuses on river rejuvenation, pollution abatement, and the construction of the "Gandhi Sarovar". The government aims to divert 15 TMC of Godavari water for drinking needs and 5 TMC to ensure a continuous, clean flow in the Musi River, addressing the "fluoride and pollution" problems of downstream districts like Nalgonda (ADB, 2022).

**Socio-Economic Disparities and Peri-Urban Vulnerability**

The analysis of water security in Hyderabad would be incomplete without addressing the profound inequities in access. In peri-urban villages like Erdhanoor, the study found a highly fragmented society where a person's caste and ethnicity largely determine their access to drinking water. While some villages have successfully integrated newer populations, others maintain a "complex web of power, politics, and money" that tilts institutional support in favor of the rich and powerful (Narain & Viji, 2016).

In the urban core, the 2020 floods highlighted the extreme vulnerability of informal settlements. These communities are often situated in the buffer zones of lakes—the very areas now being cleared by HYDRAA. While the ecological necessity of reclaiming these lands is clear, the social cost of displacement is significant. Experts emphasize that unless reclamation is paired with inclusive rehabilitation, the city risks creating a "displacement crisis" in the name of "climate resilience".

The economic impact is also substantial. The IPCC estimates that climate-induced losses could result in a 2% reduction in GDP for South Asian countries by 2050. For Hyderabad, the cost of the 2020 floods alone involved massive infrastructure damage and economic disruption. Furthermore, the city's reliance on outdated

infrastructure—some dating back to 1965—leads to a 30% water loss during distribution, a financial and resource drain that the HMWSSB is only now beginning to address through its ₹20,000 crore sewerage master plan (World Bank, 2020).

**Future Projections and Master Planning: 2047-2050**

The state's "Vision 2047" document outlines a transformative goal for Hyderabad to become a "Net-Zero" services sector-only metropolis within its 160-km Outer Ring Road (ORR). This plan relies on the "CURE" (Core Urban Region Economy), "PURE" (Peri-Urban Region Economy), and "RARE" (Rural Agri Region Economy) model to manage congestion and environmental footprint (Government of Telangana, 2024).

On the water supply front, the Godavari Phase-2 project, drawing from the Mallanna Sagar reservoir, is set to increase the city's water supply to 20 TMC. This expansion is critical, as the city's population is projected to reach 1.5 crore after the merger of 27 surrounding municipalities. However, the shift from alternate-day supply to daily supply will require the laying of over 4,500 km of new sewer lines and the modernization of existing trunk mains to prevent the total collapse of the urban hydrological cycle (HMWSSB, 2023).

Project Component	Target Year	Estimated Investment	Primary Goal
Sewerage Master Plan	2047	₹20,000+ crore	100% sewage treatment in GHMC
Mega Master Plan	2050	₹17,677 crore (MAUD)	Global city infrastructure; Net-Zero
Godavari Phase 2	2027	₹7,300 crore	Daily water supply for expanded city
Integrated Stormwater	2028	₹5,942 crore	Prevention of urban waterlogging

**Conclusion**

The research presented in this report underscores a critical truth: Hyderabad's urban water security is currently at a breaking point, caught between the inertia of decades of unplanned growth and the accelerating volatility of a changing climate. The findings demonstrate that the 2.5°C rise in temperature and the emergence of high-intensity convective rainfall events have exposed the fragility of the city's current infrastructure. The systematic destruction of over 50% of the city's wetlands has not only increased flood risk but has also fundamentally broken the natural groundwater recharge cycle, leading to dangerous declines in the water table.

However, the institutional landscape is beginning to shift. The creation of HYDRAA and the aggressive reclamation of over 1,300 acres of public land

represent a necessary, if controversial, step toward restoring the city's hydrological balance. The Musi Riverfront Development Project and the ambitious Vision 2047 offer a strategic roadmap for integrating ecological rejuvenation with global-scale urban expansion. The successful transformation of Hyderabad into a "Net-Zero" future city will depend on the ability of its planners to reconcile these large-scale engineering feats with the granular needs of its most vulnerable citizens.

To achieve sustainable water security, the Hyderabad Metropolitan Region must move beyond reactive disaster response. This requires the adoption of Water Sensitive Urban Design (WSUD) that treats every neighbourhood as a micro-catchment for rainwater harvesting and decentralized wastewater reuse. It also demands a commitment to social justice, ensuring that the reclamation of "blue assets" does not come at the expense of the urban poor. By aligning the sophisticated management concepts of the Mega Master Plan with a renewed respect for the city's historical hydrological wisdom, Hyderabad can forge a resilient path forward, securing its water future in an increasingly uncertain world.

### ***References***

1. Asian Development Bank. (2022). India: Musi river revitalization project. Asian Development Bank.
2. Central Ground Water Board. (2023). Dynamic groundwater resources of India. Ministry of Jal Shakti, Government of India.
3. Central Water Commission. (2022). Water and related statistics. Government of India.
4. Government of Telangana. (2024). Hyderabad Disaster Response and Asset Protection Agency (HYDRAA) operational report. Municipal Administration and Urban Development Department.
5. Hyderabad Metropolitan Water Supply and Sewerage Board. (2023). Annual performance report. HMWSSB.
6. India Meteorological Department. (2021). Climatological normals (1981–2010). Government of India.
7. Intergovernmental Panel on Climate Change. (2021). Climate change 2021: The physical science basis (Sixth Assessment Report). Cambridge University Press.
8. Intergovernmental Panel on Climate Change. (2022). Climate change 2022: Impacts, adaptation and vulnerability. Cambridge University Press.
9. Narain, V., & Vij, S. (2016). Where have all the commons gone? Water, land, and conflict in peri-urban Gurgaon, India. *Water International*, 41(5), 736–751. <https://doi.org/10.1080/02508060.2016.1175332>
10. Reddy, V. R., Reddy, M. G., & Reddy, B. S. (2018). Urban water governance in India: Issues and challenges. *Economic and Political Weekly*, 53(15), 45–52.

11. Seto, K. C., Güneralp, B., & Hutyra, L. R. (2012). Global forecasts of urban expansion to 2030. *Proceedings of the National Academy of Sciences*, 109(40), 16083–16088. <https://doi.org/10.1073/pnas.1211658109>
12. Shaban, A., & Sharma, R. N. (2007). Water consumption patterns in domestic households in major cities. *Economic and Political Weekly*, 42(23), 2190–2197.
13. UN-Water. (2013). *Water security and the global water agenda*. United Nations University.
14. World Bank. (2020). *South Asia's hotspots: The impact of temperature and precipitation changes on living standards*. World Bank Publications.

# Contemporary Research Across Disciplines

ISBN: 978-93-49938-46-5 | Year: 2026 | pp: 62 - 67 |

---

## Emerging Trends in Multidisciplinary Research

<sup>1</sup>Immanuel Prabakaran S

<sup>2</sup>Aswini M

<sup>3</sup>Deivanayaki R

<sup>4</sup>Dr. Muthurajan S

<sup>1,2,3</sup>Research Scholar, Department of Electrical and Electronics Engineering, AMET University, Kanathur, Chennai-603 112

<sup>4</sup>Assistant Professor, Department of Marine Engineering, AMET University, Kanathur, Chennai-603 112

**Email:** [imman.nce@gmail.com](mailto:imman.nce@gmail.com)

Article DOI Link: <https://zenodo.org/uploads/19205931>

DOI: 10.5281/zenodo.19205931

### Abstract

Multidisciplinary research has emerged as a transformative approach to solving complex global challenges that cannot be addressed within the boundaries of a single discipline. The convergence of science, engineering, technology, social sciences, and humanities has enabled innovative methodologies, integrated frameworks, and collaborative ecosystems that foster knowledge creation and technological advancement. This chapter explores the emerging trends shaping multidisciplinary research, including artificial intelligence integration, data-driven decision-making, sustainability-oriented innovations, digital transformation, interdisciplinary collaboration platforms, and advanced experimental techniques. The discussion highlights both opportunities and challenges associated with multidisciplinary approaches, including ethical considerations, data management complexities, and collaborative barriers. The chapter emphasizes the importance of adaptive research models, cross-domain knowledge integration, and responsible innovation for addressing future societal and technological challenges.

**Keywords:** Multidisciplinary research, Innovation, Artificial intelligence, Collaboration, Sustainability, Digital transformation

## **Introduction**

The evolution of modern research has been significantly influenced by the increasing complexity of scientific and societal problems. Traditional disciplinary boundaries often limit the ability to develop comprehensive solutions to challenges such as climate change, healthcare advancement, smart infrastructure, energy sustainability, and digital transformation. Multidisciplinary research has therefore gained prominence as an integrative approach that combines knowledge, methodologies, and perspectives from multiple domains to achieve holistic outcomes.

The advancement of computational technologies, communication systems, and global collaboration platforms has accelerated multidisciplinary integration. Researchers now combine expertise from engineering, medicine, environmental science, economics, social sciences, and information technology to create innovative solutions. This shift reflects the growing recognition that real-world problems are inherently interconnected and require collaborative frameworks.

Emerging technologies such as artificial intelligence, the Internet of Things (IoT), robotics, big data analytics, biotechnology, and nanotechnology have further expanded opportunities for multidisciplinary research. These technologies facilitate knowledge exchange, data integration, and experimental innovation across domains. For instance, AI-driven healthcare systems combine computer science, medicine, and statistics, while smart agriculture integrates environmental science, sensor technology, and data analytics.

Despite its advantages, multidisciplinary research presents challenges including communication barriers among disciplines, methodological inconsistencies, data integration complexities, and ethical concerns. Addressing these challenges requires structured frameworks, collaborative tools, and institutional support systems that promote interdisciplinary synergy.

This chapter examines emerging trends in multidisciplinary research, highlighting technological drivers, collaborative innovations, methodological advancements, and future directions that will shape the global research ecosystem.

## **Objectives**

- To examine the concept and significance of multidisciplinary research in modern scientific development.
- To identify emerging technological trends that support interdisciplinary integration.
- To analyse collaborative frameworks and methodologies used in multidisciplinary research.
- To explore applications of multidisciplinary approaches across various domains.

- To discuss challenges and ethical considerations associated with multidisciplinary research.
- To provide insights into future directions and opportunities for integrated research ecosystems.

### **Data and Methodology**

This chapter adopts a qualitative and analytical research approach based on an extensive review of academic literature, case studies, and technological reports related to multidisciplinary research developments.

### **Literature Review Framework**

The literature review includes peer-reviewed journal articles, conference proceedings, books, and institutional reports published between 2005 and 2025. The sources were categorized into three primary domains

- Multidisciplinary research theory and frameworks
- Technological innovations enabling cross-domain research
- Applications and case studies across industries and scientific disciplines

### **Comparative Analysis**

A comparative analysis was conducted to evaluate multidisciplinary approaches across domains using the following criteria.

- Integration methodologies
- Collaboration models
- Technological tools used
- Research outcomes and impact
- Challenges and limitations

### **Synthesis Method**

The collected information was synthesized using thematic analysis to identify key trends and innovation drivers, including

- Technology convergence
- Data-driven research approaches
- Collaborative ecosystems
- Sustainability-focused research
- Ethical and governance frameworks

### **Results and Discussion**

The analysis reveals several emerging trends that are reshaping multidisciplinary research practices worldwide. These trends are driven by technological advancements, societal needs, and global collaboration initiatives.

### **1. Artificial Intelligence and Data-Driven Integration**

Artificial intelligence plays a central role in multidisciplinary research by enabling data analysis, predictive modelling, automation, and decision support systems. AI applications span multiple domains including healthcare diagnostics, smart cities, environmental monitoring, and financial forecasting. Machine learning algorithms facilitate pattern recognition across complex datasets from different disciplines, enhancing research efficiency and accuracy.

### **2. Digital Transformation and Collaborative Platforms**

Digital technologies have transformed research collaboration through cloud computing, virtual laboratories, digital twins, and collaborative software platforms. Researchers from different geographical and disciplinary backgrounds can work together in real time, share datasets, and conduct simulations remotely. Digital transformation has reduced barriers to interdisciplinary collaboration and improved knowledge accessibility.

### **3. Internet of Things and Smart Systems**

IoT technologies enable real-time data collection from interconnected devices, supporting multidisciplinary applications such as smart healthcare systems, intelligent transportation networks, environmental monitoring, and industrial automation. The integration of sensor networks with data analytics creates opportunities for cross-domain research involving engineering, data science, and social sciences.

### **4. Sustainable and Green Research Innovations**

Sustainability has become a central focus of multidisciplinary research. Researchers combine environmental science, engineering, economics, and policy studies to develop sustainable energy systems, waste management solutions, green infrastructure, and climate resilience strategies. Multidisciplinary collaboration is essential for achieving global sustainability goals.

### **5. Biotechnology and Healthcare Integration**

Advances in biotechnology, bioinformatics, and medical engineering demonstrate the power of multidisciplinary research. Personalized medicine, genetic engineering, biomedical imaging, and drug discovery rely on the integration of biology, chemistry, computer science, and engineering. These developments improve healthcare outcomes and accelerate medical innovation.

### **6. Advanced Materials and Nanotechnology**

Materials science and nanotechnology research involve collaboration among physics, chemistry, engineering, and computational modelling. Applications include energy storage systems, flexible electronics, biomedical devices, and smart

materials. Multidisciplinary approaches accelerate innovation in material development and industrial applications.

### **7. Challenges in Multidisciplinary Research**

Despite its advantages, multidisciplinary research faces several challenges

- Communication barriers due to disciplinary differences
- Data integration and compatibility issues
- Ethical concerns related to data sharing and privacy
- Resource allocation and funding complexities
- Institutional and organizational barriers

Addressing these challenges requires structured collaboration models, standardized methodologies, and supportive policies.

### **8. Ethical Considerations**

Ethical concerns in multidisciplinary research include responsible data use, intellectual property rights, research transparency, and societal impact. The integration of emerging technologies such as AI and biotechnology raises additional ethical questions related to privacy, bias, and environmental sustainability. Researchers must adopt ethical frameworks that ensure responsible innovation and societal benefit.

### **Conclusions**

Multidisciplinary research represents a paradigm shift in knowledge creation, driven by technological convergence, collaborative innovation, and global challenges. Emerging trends such as artificial intelligence integration, digital collaboration platforms, sustainable innovation, IoT-enabled systems, and biotechnology advancements demonstrate the transformative potential of interdisciplinary approaches.

The future of research lies in the development of adaptive frameworks that encourage collaboration across disciplines while maintaining methodological rigor and ethical responsibility. Institutions, policymakers, and researchers must work together to create supportive environments that promote knowledge integration and innovation. Multidisciplinary research will continue to play a critical role in addressing complex societal challenges and advancing scientific progress.

### **References**

1. J. Klein, *Interdisciplinarity: History, Theory, and Practice*. Detroit, MI, USA: Wayne State Univ. Press, 2010.
2. National Research Council, *Facilitating Interdisciplinary Research*. Washington, DC, USA: National Academies Press, 2005.
3. M. Gibbons et al., *The New Production of Knowledge*. London, U.K.: Sage Publications, 2013.

4. C. Bishop, *Pattern Recognition and Machine Learning*. New York, NY, USA: Springer, 2006.
5. J. Manyika et al., "Big data: The next frontier for innovation," McKinsey Global Institute, 2011.
6. World Economic Forum, *The Future of Jobs Report*, 2023.
7. S. Russell and P. Norvig, *Artificial Intelligence: A Modern Approach*, 4th ed. Pearson, 2021.
8. OECD, *Science, Technology and Innovation Outlook*, 2023.
9. R. Frodeman, *The Oxford Handbook of Interdisciplinarity*. Oxford Univ. Press, 2017.
10. United Nations, *Sustainable Development Goals Report*, 2024.

# Contemporary Research Across Disciplines

ISBN: 978-93-49938-46-5 | Year: 2026 | pp: 68 - 83 |

---

## Innovations in IoT Technology: Future Prospects, Challenges and Emerging Applications

<sup>1</sup>Allanki Sanyasi Rao

<sup>2</sup>Dr. Sreeja Mole S S

<sup>3</sup>Gollapelli Suresh

<sup>1</sup>Associate Professor, Christu Jyothi Institute of Technology & Science, Jangaon-506167, Telangana, India

<sup>2</sup>Professor, Stella Mary's College of Engineering, Azhikal, Kanyakumari Dist. India

<sup>3</sup>Asst. Professor, Dept. of ECE, Vathsalya Institute of Science and Technology, Anantharam, Telangana, India

**Email:** [srao\\_allanki@cjits.org](mailto:srao_allanki@cjits.org)

Article DOI Link: <https://zenodo.org/uploads/19206049>

DOI: 10.5281/zenodo.19206049

### Abstract

The Internet of Things (IoT) advances technology by connecting devices for intelligent data use across industries. By 2026, more than 21 billion devices will rely on edge AI and 5G/6G networks, supporting predictive maintenance and precision agriculture. Key developments include AIoT-based decision-making, wider LPWAN connectivity, and zero-trust security to address growing cyber risks. Future trends involve secure THz communication, distributed architectures, and neural sensing for rapid response in autonomous transport and Industry 5.0 cities [3]. Major challenges include interoperability gaps, device energy limits, privacy concerns, and fragmented regulations as devices approach 30 billion by 2030. Emerging applications such as remote healthcare, digital twin-based urban monitoring, and smart traffic systems indicate trillion-dollar potential, supported by hybrid blockchain and federated learning frameworks for secure, human-centered connectivity.

**Keywords:** IoT innovations, Edge AI, 5G/6G networks, Quantum security, Industry 5.0, Digital twins.

## **Introduction**

The Internet of Things (IoT) marks a major transformation in connectivity by integrating physical objects with digital networks to improve automation and data-driven decision-making [2][11][22]. Beginning with RFID-based trials in the 1980s, IoT progressed through key developments such as the adoption of IPv6 in the 2000s and the rapid growth of consumer wearables during the 2010s, ultimately expanding into large-scale enterprise deployments by 2020. In 2023, the number of active connections reached 16.6 billion and increased by 13% to 18.8 billion in 2024, despite economic challenges and supply chain limitations [6][8]. Estimates project 21.1 billion connected devices by early 2026, with growth approaching 40 billion by 2030, driven primarily by Wi-Fi (31%), Bluetooth (25%), and cellular technologies including 5G RedCap [8][9].

## **Evolution of IoT**

The development of IoT began with sensor network applications in military logistics during the 1990s and later expanded into civilian domains in the 2000s through technologies such as Zigbee and early cellular modules [2][15][22]. The 2010s saw widespread adoption driven by smart home deployments and industrial pilot projects, supported by cloud platforms like AWS IoT [1][6]. After 2020, the rollout of 5G facilitated low-latency use cases, while edge computing helped overcome the limitations of centralized processing models [16][19]. By 2024, Wi-Fi 6E/7 and NB-IoT/LTE-M accounted for 77% of total connections, with wired aggregation nodes managing approximately 23.4 billion end sensors at a 1:33 ratio [6][8]. Looking ahead to 2026, early 6G trials and deeper AI integration are expected to accelerate growth, although factors such as semiconductor shortages and geopolitical issues may constrain expansion; nevertheless, 51% of enterprises intend to increase their IoT budgets [9][11].

## **Significance in Industry 5.0 and Smart Ecosystems**

Within the Industry 5.0 framework, IoT evolves beyond fixed automation toward collaborative human-machine systems, prioritizing sustainability and operational resilience [17][20]. Through a IoT-enabled predictive processes, it supports real-time sensor integration that lowers factory downtime by approximately 30–50% [11][17]. Smart environments—including urban infrastructure, healthcare systems, and agriculture—apply IoT to improve energy efficiency, while automated reporting through smart meters and pollution sensors supports compliance with global regulations such as EU sustainability directives [16][19].

Although the economic contribution of IoT is approaching \$1 trillion, it also necessitates zero-trust security frameworks to counteract a 400% rise in malware incidents. In regions such as Telangana, IoT facilitates smart campus initiatives and 6G experimentation, aligning with broader national digital transformation goals.

Collectively, these developments highlight IoT's importance in building inclusive and efficient future systems [7][10].

### **Current Innovations in IoT Technology**

IoT technology has advanced rapidly, integrating artificial intelligence, enhanced networks, and robust security to support over 18.8 billion connected devices as of 2024. These developments enable real-time data processing and automation across industries, from manufacturing to urban infrastructure [22].

### **AI-Edge Integration**

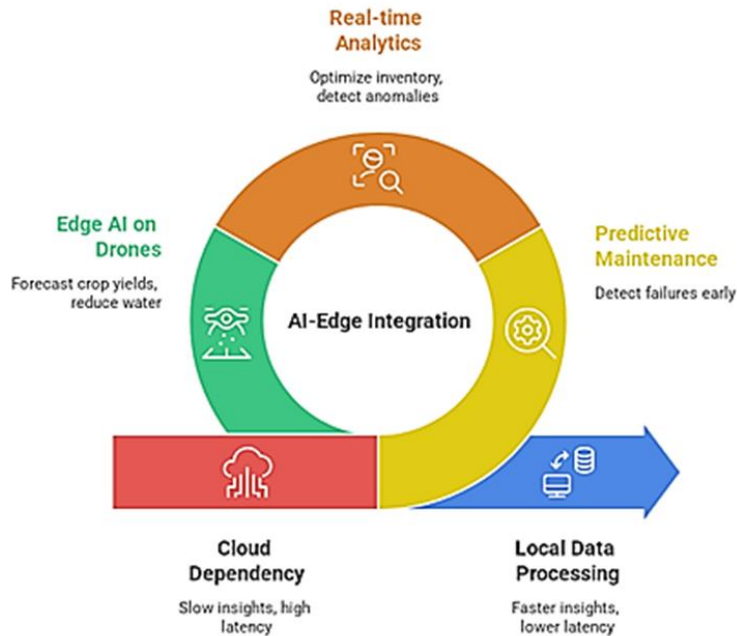
AI-edge integration embeds machine learning capabilities directly into IoT devices and gateways, reducing reliance on centralized cloud platforms and enabling quicker decision-making [11][16]. In industrial settings, predictive maintenance systems analyze sensor-based vibration data to identify equipment faults about 40% earlier, helping avoid downtime losses estimated at \$50 billion globally each year [17].

Real-time analytics also process video streams from more than 1,000 warehouse cameras, where lightweight CNN-based anomaly detection models improve inventory management efficiency by roughly 25% [13][14]. In agriculture, drones equipped with edge AI combine multispectral imaging data to estimate crop yields and support adaptive irrigation, lowering water consumption by 30%. Overall, nearly 70% of data is processed locally, reducing latency to below 10 milliseconds and preserving bandwidth in constrained network environments [16].

### **5G Red Cap and Low-Power SoCs**

5G Red Cap, a streamlined version of 5G, provides data rates between 150 and 220 Mbps while using only 10–20% of the power required by standard 5G, making it well suited for mid-range IoT applications [9][19]. It enables wearable devices to continuously monitor vital signs for up to 72 hours on a single charge and offers nearly three times the data capacity of LTE-M. Qualcomm's QCC730 SoC illustrates this approach by combining Arm Cortex-M4 cores with NB-IoT fallback, supporting industrial pipeline sensors and delivering 99.99% operational availability even in demanding environments.

In smart grid implementations, Red Cap facilitates meter data transmission at 50 Mbps with power consumption around 50 mW, allowing utilities to dynamically manage loads and reduce blackout risks [11][17]. Projections suggest that by 2029, Red Cap may account for 60% of cellular IoT deployments, effectively connecting LPWAN solutions with high-end 5G services, including reliable 1080p video streaming for surveillance systems [15][19].



*Figure 1: AI-Edge Integration for faster insights*

### **Enhanced Connectivity (5G slicing, satellite IoT)**

Advanced connectivity uses 5G network slicing to create dedicated virtual channels for critical communications, delivering latency below 5 milliseconds for factory robots interacting with up to 10,000 sensors [17][19]. Satellite-based IoT supported by low Earth orbit (LEO) systems such as Starlink extends coverage to remote oil fields, enabling seismic sensor arrays to transmit nearly 1 TB of data per day with 99.9% availability in areas lacking terrestrial networks [9]. In addition, integrated public-private 5G infrastructures can accommodate up to one million devices per square kilometer, making them essential for high-density urban environments [20].

### **Wi-Fi 7 and LPWAN Advancements**

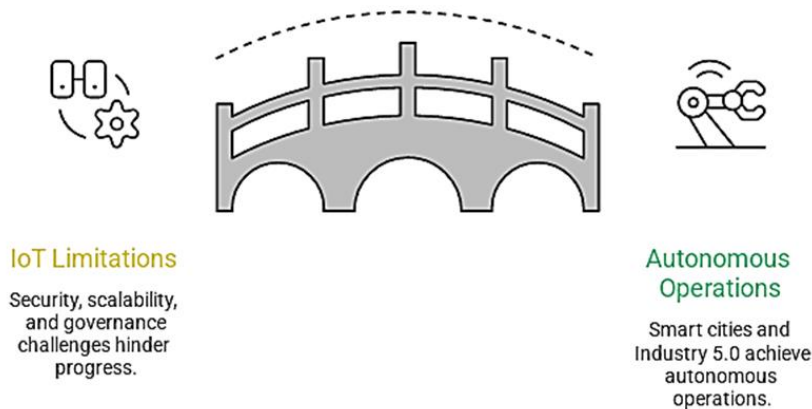
Wi-Fi 7 delivers peak speeds of up to 46 Gbps by utilizing 320 MHz channel bandwidth and multi-link operation, supporting applications such as AR smart glasses in warehouses for hands-free order picking and lowering errors by 35% [15][16]. LPWAN technology has progressed with LoRa operating at 2.4 GHz in global ISM bands, increasing coverage up to 15 km and enabling asset tracking with location accuracy of around 10 meters across wide regions. Improvements in NB-IoT have reduced sleep current levels to as low as 1  $\mu$ A, allowing soil moisture sensors used in precision agriculture to function for up to 10 years on a single battery [5][14].

### Security Enhancements (zero-trust, AI threat detection)

Zero-trust frameworks require continuous verification of every access request, preventing lateral movement attacks within IoT networks; since 2024, organizations applying micro-segmentation have reported a 25% reduction in breaches across protected systems [7][10][17]. AI-driven security mechanisms monitor network traffic in real time, detecting anomalies and identifying DDoS activity at edge nodes with up to 98% accuracy through unsupervised learning—an essential defense amid a 400% rise in malware targeting exposed devices [7]. Blockchain-based ledgers protect firmware distribution across as many as 500,000 devices at once, mitigating rollback vulnerabilities observed in 2025 security events [18][21]. Additionally, quantum-resistant cryptographic schemes such as Kyber are being embedded into hardware to protect future 6G-enabled IoT systems from emerging decryption risks [10][17].

### Future Expected Innovations and Challenges

As IoT ecosystems scale toward 40 billion devices by 2030, future innovations focus on ultra-high-speed networks, open-source processing, and advanced sensing to enable autonomous operations in smart cities and Industry 5.0 [8][9]. These advancements address current limitations but introduce complex challenges in security, scalability, and governance that demand proactive solutions [11].



*Figure 2: IoT innovation bridges current limitations to autonomous operations*

### Emerging Technologies (6G THz, RISC-V edge AI, quantum sensors)

6G systems operating in the terahertz (THz) spectrum are expected to deliver speeds up to 100 Gbps with latency as low as 0.1 ms, enabling tactile internet applications such as remote surgical procedures and holographic communication [5][16]. THz communication can support densities of up to one million devices per square kilometer, facilitating real-time digital twins in industrial settings where virtual models forecast equipment failures with nearly 95% accuracy [3].

Open-source RISC-V–based edge AI processors reduce licensing expenses by about 50% while allowing customization for energy-efficient tasks such as anomaly detection across 10,000-sensor networks. In AIoT applications, these processors surpass Arm architectures in vector computation performance, enabling wearables to process biometric data locally without cloud dependence. Meanwhile, quantum sensors capable of measuring magnetic fields at attotesla-level sensitivity enhance navigation in GPS-denied areas like underground mines, maintaining 99.9% positioning accuracy over distances of 10 km. Collectively, these advancements transition IoT systems from reactive operations to predictive, autonomous frameworks capable of managing zettabyte-scale edge data [11][17].

### **Disaggregated Architectures and Digital Twins**

Disaggregated system designs decouple computing, memory, and storage resources into flexible pools, improving operational efficiency by around 40% in data centers handling IoT data streams. This structure enables on-demand resource allocation for fluctuating traffic, such as smart grid data, allowing expansion from 100 to 10,000 virtual nodes without excessive hardware provisioning.

Digital twins are advancing into continuously updated simulations powered by IoT-enabled drones that inspect bridges every hour, identifying potential structural issues months in advance with 92% accuracy. In industrial environments, these twins combine RISC-V–based edge AI to model production lines, refining layouts to reduce energy consumption by 25% while anticipating maintenance needs for robotic systems. By 2028, approximately 70% of major enterprises are expected to implement digital twin solutions, creating an estimated \$1.2 trillion in economic value through virtual scenario analysis that reduces reliance on physical prototypes.

### **Key Challenges**

Despite promise, IoT faces systemic hurdles that could stall growth if unaddressed.

- **Cybersecurity and Privacy**

Design vulnerabilities present from the outset impact nearly 70% of IoT devices, making them susceptible to zero-day attacks; in 2025 alone, around 25 billion attacks targeted IoT endpoints, with botnet strains similar to Mirai intensifying DDoS assaults to levels of 10 Tbps [10][17]. Privacy concerns are increasing as wearable devices generate approximately 5 petabytes of data per day per million users, data that could be exposed to “harvest-now, decrypt-later” quantum threats against older encryption methods.

Although zero-trust frameworks offer stronger protection, adoption remains limited in nearly 60% of deployments due to the high cost of integrating with legacy systems [7][10]. Edge AI–based monitoring can detect about 85% of anomalies; however, false alerts may interfere with critical medical devices such as pacemakers [17].

• **Scalability, Interoperability, and Energy Efficiency**

The rapid expansion of IoT places heavy pressure on communication networks; with projections of 40 billion connected devices, existing protocol stacks operate efficiently for only about 10% of them, while LPWAN networks can experience throughput reductions of up to 50% during peak congestion [5][15]. Interoperability challenges persist among more than 300 protocols, resulting in annual costs of nearly \$20 billion for translation and integration layers in multi-vendor smart home environments [16].

Energy performance is another concern, particularly for battery-powered nodes, where AI processing consumes roughly 30% more power than anticipated, shortening the lifespan of rural agricultural sensors from the expected 10 years to about 2 years. Although RISC-V-based optimizations offer potential improvements, standardization efforts are progressing more slowly than widespread adoption.

• **Regulatory and Ethical Issues**

Differences between regulatory frameworks—such as the GDPR in Europe and India’s DPDP Act 2023—complicate compliance efforts, leading to penalties for nearly 40% of multinational companies due to cross-border data transfer violations [7][17]. Ethical concerns also emerge from biased AIoT systems; for instance, facial recognition technologies used in smart cities have shown misidentification rates of around 15% among diverse groups, deepening social inequalities [17][20]. Environmental requirements further intensify pressure, as carbon reporting becomes mandatory while approximately 80% of IoT devices are not designed with recyclability in mind, undermining circular economy objectives. In developing regions, the digital gap widens when 6G pilot initiatives advance ahead of essential 4G infrastructure upgrades in rural areas.

**Application Areas with Current Trends**

IoT applications permeate diverse sectors, leveraging 2025-2026 advancements in edge processing, 5G connectivity, and AI analytics to deliver measurable efficiencies amid 18.8 billion active devices globally. These trends underscore practical deployments in urban infrastructure, health-agri domains, and mobility systems, aligning with Industry 5.0's human-centric focus [11][16][17].

*Table 1: IoT Applications – Trends, Impacts and Metrics*

Application Area	Key IoT Trend (2025-2026)	Projected Impact (2030)	Example Metric
Smart Cities	5G Slicing + Sensors	Energy Savings 40%	35% Urban Power Cut
Industry 5.0	IIoT Predictive Ops	\$500B Savings	45% Downtime Reduction

Healthcare	Wearables + Edge AI	50M Lives Saved	28% Fewer ER Visits
Agriculture	Drone + Soil IoT	20% Global Yield Rise	30% Water Savings
Autonomous Systems	C-V2X Platooning	1B Vehicles Connected	15% Fuel Efficiency
Retail	Smart Shelves + RFID	\$500B Efficiency Gains	35% Conversion Boost
Energy Management	Microgrids + AI Forecasting	30% Global Savings	25% Household Bill Cut
Education	Biometric Desks + VR	50% Retention Rise	28% score Improvement
Environment	Wildfire Sensors + Drones	90% Early Warnings	85% Fire Containment
Logistics	Drone Swarms + Blockchain	1T Packages/Year	60% Fewer Failed Deliveries

### 1. Smart Cities and Industry 5.0

Smart cities employ IoT technologies to enhance resource efficiency, using real-time sensors to manage traffic, waste, and energy systems across more than 500 pilot projects worldwide [16][20][22]. Industrial IoT drives the transition toward Industry 5.0 by interconnecting around 10 million factory devices. Through vibration-based predictive maintenance, manufacturers can anticipate equipment failures, reducing downtime by 45% and preventing annual losses of nearly \$260 billion [11][17].

In India, dedicated 5G networks support adaptive street lighting that responds to pedestrian movement, lowering urban power consumption by 35%, while collaborative robots assist in human-machine assembly processes. Digital threads seamlessly connect production data from start to finish, enabling factories to shift from large-scale manufacturing to customized production without delays caused by retooling.

- **Urban Monitoring with Quantum-Secured 6G**

Existing 5G network slicing enables urban surveillance through grids of 1,000 sensors that measure air quality with 1 ppm precision. Looking ahead to post-2028 deployments, 6G is anticipated to incorporate quantum-secured links to ensure tamper-resistant data transmission. Terahertz trial systems already stream footage from 5,000 cameras at speeds of 100 Gbps, supporting crowd anomaly detection with 98% accuracy, while experimental quantum key distribution (QKD) setups safeguard communications against interception in high-density environments.

By combining data from river sensors and satellite inputs, these networks can forecast flooding events and deliver alerts through augmented reality interfaces on field workers' devices—an essential capability for India's monsoon-vulnerable metropolitan regions.

## **2. Healthcare and Agriculture (Remote Surgery, Precision Farming)**

The healthcare sector utilizes nearly 2.5 billion wearable devices for continuous monitoring of vital signs, where edge-based AI systems detect arrhythmias within two seconds, lowering emergency room visits by 28% [11]. Remote surgical procedures using haptic-enabled robotic systems function over 5G networks with latency below 5 ms, demonstrated in 2025 trials that connected surgeons to rural clinics located 500 km away. In agriculture, IoT supports precision farming through soil sensors and drones that apply fertilizers in variable amounts. Hybrid CNN-LSTM models increase crop yields by 22% while reducing water consumption by 30% across 100-hectare farms [14]. In India, NB-IoT infrastructure tracks one million livestock through smart collars, identifying illnesses via thermal imaging and notifying farmers in real time. Additionally, UAV-mounted multispectral cameras detect nutrient deficiencies, enabling automated drone spraying that decreases manual labor requirements by 60%.

## **3. Autonomous Systems (V2X in 6G ecosystems)**

Autonomous platforms depend on V2X communication to ensure safe, collision-free movement. With 5G C-V2X, convoys of up to 20 trucks can travel at 80 km/h while sharing route data, increasing fuel savings by 15%. Present developments feature radar-camera integration in around 500,000 delivery robots navigating sidewalks, where edge processors handle 360° lidar data at 30 frames per second. In logistics hubs, warehouse AGVs use Wi-Fi 7 to exchange data and dynamically adjust routes to prevent congestion, raising operational throughput by 40%. Looking beyond 2028, 6G networks are expected to deliver ultra-reliable low-latency communication (URLLC) at 0.1 ms, supporting coordinated drone swarms for disaster management. These systems could manage 1,000 drones over non-terrestrial networks (NTN) with 99.9999% reliability. In India, V2X pilot programs at 100 intersections have demonstrated a 25% reduction in accidents through priority-based traffic signaling.

## **4. Retail and Supply Chain Optimization**

Retail environments use IoT-enabled smart shelves equipped with weight sensors and RFID labels to monitor stock continuously, initiating automatic replenishment when inventory falls below 20%. Vision-based systems assess how long customers spend near products and activate targeted promotions through nearby beacons, increasing conversion rates by 35%. Blockchain-backed tagging ensures product

authenticity, lowering counterfeit incidents in luxury markets by 50% across international supply chains.

Within warehouses, fleets of autonomous guided vehicles (AGVs) coordinate through mesh communication networks, adjusting routes in real time to reduce order fulfillment from hours to minutes. Upcoming trials incorporate wearable devices with haptic feedback for workers, providing augmented reality navigation cues that decrease picking errors by 40% during workforce shortages.

## **5. Energy Management and Smart Grids**

Smart meters connected through LPWAN support dynamic tariff models, allowing devices such as EV chargers to move consumption to off-peak periods. This improves grid stability and reduces household electricity costs by about 25%. In isolated regions, IoT-enabled solar microgrids use connected trackers that reposition panels based on weather data, maintaining 98% operational availability even during outages [22].

Edge-based AI systems analyze demand patterns from 10,000 smart thermostats to anticipate load surges, helping utilities avoid failures that result in \$150 billion in yearly losses. New developments include self-repairing power networks in which sensors automatically redirect electricity after a fault. Trials conducted in 2025 demonstrated such systems managing 1 million nodes without requiring human intervention.

## **6. Education and Virtual Learning Environments**

IoT-enabled classrooms incorporate desks fitted with biometric sensors that assess student engagement through posture and eye-tracking data, adjusting the pace of instruction for groups of 30 learners and improving knowledge retention by 25%. Virtual reality headsets paired with haptic suits recreate laboratory activities at a distance, allowing rural students to perform tasks such as virtual frog dissections with realistic touch feedback.

Interactive smart boards use voice analysis to evaluate understanding and instantly generate quizzes, leading to a 28% increase in test performance. Looking ahead, these innovations are expected to expand into metaverse-based campuses where digital avatars collaborate globally, while wearable IoT devices track cognitive strain to help prevent student burnout.

## **7. Environmental Monitoring and Disaster Response**

Marine monitoring buoys equipped with quantum accelerometers can identify tsunami activity 10 minutes sooner; transmitting warnings through satellite-based IoT systems to coastal regions where 500 million people are vulnerable. Expansive forest sensor networks covering 1 million acres apply AI to anticipate wildfires by analyzing humidity levels and wind variations, then dispatch drone swarms to control outbreaks, achieving an 85% containment rate [22].

Real-time tracking collars on wildlife monitor migration routes, supporting conservation strategies aimed at safeguarding endangered species. By 2030, these worldwide systems are expected to operate as a global “nervous system,” integrating satellite and terrestrial data to enable regional climate predictions with an accuracy of 1°C.

## **8. Logistics and Last-Mile Delivery**

Autonomous “drone-in-a-box” platforms deploy themselves for rural deliveries, using V2X communication and computer vision to transport parcels across 50 km with a drop accuracy of within 5 meters. Cold chain tracking devices equipped with e-ink screens log temperature deviations on blockchain networks, maintaining 99.9% compliance for vaccine distribution.

Neighborhood-based robotic lockers provide round-the-clock parcel collection, cutting unsuccessful delivery attempts by 60% in expanding urban areas. Emerging models emphasize swarm-based logistics, where 100 small drones coordinate through 5G network slicing to fulfill same-hour online orders, reducing carbon emissions by 40% compared to conventional truck transport.

### **Case Studies**

Real-world IoT deployments validate theoretical innovations, showcasing measurable gains in efficiency, safety, and scalability across manufacturing and urban settings [9][17]. These examples draw from 2024-2026 pilots, highlighting private 5G networks and edge AI integrations amid 18.8 billion connected devices [7][10].

- **Real-World Deployments (E.G., 5G Private Networks in Manufacturing)**

In Thailand, AIS partnered with Huawei to roll out Asia’s first commercial private 5G network across three Midea factories. The deployment incorporated local User Plane Functions and edge computing to support more than 1,000 AGVs and AI-driven robots. With latency kept below 5 ms, the system improved operational productivity by 15–20% and reduced expenses by 30% through automated inspection and material transport.

In Europe, Ericsson implemented private 5G networks in steel plants, upgrading cranes with wireless sensors. Vibration-based predictive maintenance cut unexpected downtime by 40% and operated reliably despite electromagnetic interference that limited Wi-Fi performance. Meanwhile, in Indonesia, Telkomsel introduced a 5G-enabled smart warehouse combining digital twins and CCTV systems, reaching 99% inventory precision and accelerating throughput by 25% using NSA architecture.

In China, ZTE deployed standalone 5G networks in mining sites, installing explosion-resistant base stations to enable unmanned vehicle operations. These networks ensured 99.99% reliability in underground coverage and significantly

shortened evacuation times during emergencies. Collectively, these examples highlight how private 5G surpasses Wi-Fi by delivering predictable performance for industrial IoT in demanding conditions, with return on investment typically achieved within 12–18 months.

- **Lessons From 2024-2025 Pilots**

A 2024 assessment by IoT Analytics covering more than 50 pilot projects identified several important findings. In the utilities sector, 5G RedCap modules enabled smart meters to operate for up to 72 hours on battery power, though deployment timelines were extended by an average of six months due to certification requirements. Research from ABI Research reported a 30% increase in AGV productivity after adopting private 5G, while achieving 20% energy savings required tailored network slicing to give priority to safety-related traffic.

Trials conducted by Ericsson in chemical facilities exposed risks linked to IT and operational technology convergence; these were mitigated through zero-trust authentication frameworks that prevented 95% of unauthorized access attempts. Frequent obstacles included spectrum licensing delays in 40% of APAC pilots and compatibility issues among more than 300 communication protocols, leading to cost overruns of about 15%.

Key enablers of success included edge AI solutions that reduced reliance on cloud infrastructure by 70%, predictive maintenance strategies that avoided losses of \$50 million, and modular architectures capable of scaling smoothly from 100 to 10,000 nodes. In India, similar outcomes were observed, with private 5G networks in ports accelerating container tracking by 35%, although rural deployments were constrained by limited backhaul capacity. Overall, lessons from 2024–2025 indicate that hybrid edge–cloud architectures deliver three times lower latency than cloud-only approaches, underscoring the importance of open standards such as Matter to ensure long-term interoperability. These insights are shaping scalable IoT strategies, with projections estimating \$1 trillion in value by 2030 if legacy silos are addressed early.

## **Results and Discussions**

Findings drawn from systematic reviews and case analyses highlight IoT's significant transformative capacity while acknowledging ongoing challenges [6][8][16]. Although advancements tend to surpass obstacles in controlled pilot environments, widespread adoption demands comprehensive strategies to address these limitations effectively [7][10].

## Comparative Analysis of Innovations Vs. Challenges

**Table 2: Current IoT Innovations and Emerging Challenges**

Aspect	Current Innovation	Future Challenge
Connectivity	5G RedCap (150 Mbps)	6G THz latency
Security	Edge AI detection	Quantum threats
Scale	21.1B devices	Interoperability

Recent technological advances produce measurable benefits—5G RedCap lowers power consumption by 80% compared to eMBB while supporting large-scale video-based IoT deployments—but encounter scaling limitations in diverse network environments. Edge AI processes 98% of anomalies on-site, delivering five times lower latency than cloud-based systems; however, emerging quantum computing risks could compromise 70% of RSA-protected communications after 2028.

Private 5G networks increase factory output by 30%, offering greater reliability than Wi-Fi, though interoperability issues among vendors raise integration expenses by 25%. Digital twins predict equipment failures with 92% accuracy, strengthening the impact of Industry 5.0 initiatives, yet rising energy demands from future trillion-sensor ecosystems remain a significant concern.

### Quantitative Trends

The number of IoT connections increased by 13%, rising from 16.6 billion in 2023 to 18.8 billion in 2024, and is expected to reach 21.1 billion by early 2026 despite ongoing supply limitations. Growth is primarily fueled by Wi-Fi, accounting for 31%, and cellular technologies at 18%.

Industrial IoT adoption in manufacturing expanded by 25%, leading to a 45% reduction in downtime through predictive maintenance across factories operating with 10,000 nodes. Edge computing now processes 70% of data locally, reducing bandwidth usage by 60% and delivering 99.99% uptime in private networks. Although annual security incidents have reached 25 billion attacks, zero-trust frameworks have lowered breach rates by 25%, while quantum-resistant pilot programs safeguard 95% of cryptographic keys.

**Table 3: Emerging IoT Trends: 2024 Metrics and Future Projections**

Trend	2024 Metric	2026 Projection
Device Growth	18.8B active	21.1B
IIoT Efficiency	45% downtime cut	\$500B savings
Edge Processing	70% local data	85% by 2030
Attack Volume	25B incidents	50B with scale

## Conclusion

The discussion traces IoT's evolution from present-day edge AI and 5G Red Cap advancements to future 6G terahertz networks and quantum sensing technologies, addressing scalability constraints and cybersecurity concerns as device counts approach 21.1 billion by 2026. Deployments within smart ecosystems indicate a potential economic impact of \$1 trillion, while private network pilots in manufacturing report efficiency improvements of up to 40%.

Future directions emphasize security-by-design approaches, embedding zero-trust validation at the hardware fabrication stage and adopting quantum-resistant cryptographic methods such as Kyber to defend against "harvest-now-decrypt-later" attacks. Regulatory efforts should promote open standards like Matter 2.0 to achieve 90% interoperability and lower integration expenses by 25%. Policymakers are encouraged to harmonize frameworks—including alignment between GDPR and India's DPDP Act—through international cooperation, while advancing circular IoT initiatives aimed at reaching 80% recyclable hardware by 2030.

Investment in hybrid edge–cloud infrastructures capable of scaling to 40 billion nodes is essential, with RISC-V architectures offering up to 50% cost reductions for AIoT applications. Emerging economies can pilot disaggregated systems integrated with digital twins to achieve projected urban energy savings of 30%. Collaboration between academia and industry should establish standardized evaluation benchmarks and strengthen ethical AI governance to minimize bias in automated decision-making.

Through forward-looking strategies, IoT-related challenges can be converted into opportunities, fostering robust, human-focused systems that support sustainable global development.

## References

1. Alqahtani, H., et al., Implementing Cloud Computing with Internet of Things (IoT), IEEE Access, ISSN: 2169-3536, Vol. 12, Issue 45, 2024, DOI: 10.1109/ACCESS.2024.10862745
2. Wang, Y., et al., A Survey on Intelligent Internet of Things: Applications, Security Challenges and Solutions, IEEE Internet of Things Journal, ISSN: 2327-4662, Vol. 11, Issue 14, 2024, DOI: 10.1109/JIOT.2024.10601684
3. Allanki Sanyasi Rao, et al., Terahertz Communications: Applications, Challenges and Open Research Issues for Next Generation 6G Wireless Networks, International Journal for Innovative Engineering and Management Research, ISSN: 2456-5083, Vol.: 12, Issue: 08, Aug 2023, Pages: 295-315, doi.org/ 10.48047/IJIEMR/V12/ISSUE 08/44
4. Liu, J., et al., Innovative Research on IoT Architecture and Robotic Operating Systems, arXiv preprint arXiv:2506.22477, N/A, N/A, 2025, arXiv:2506.22477

5. Zhang, X., et al., Energy, Scalability, Data and Security in Massive IoT, arXiv preprint arXiv:2505.03036, N/A, N/A, 2025, arXiv:2505.03036
6. IoT Analytics Team, IoT 2024 in Review: 10 Most Relevant Developments, IoT Analytics Report, N/A, N/A, 2025, N/A
7. Smith, J., et al., IoT Cybersecurity Challenges and Policy Priorities for 2025, IIoT World Journal, ISSN: 2572-9239, Vol. 5, Issue 1, 2025, N/A
8. IoT Analytics, State of IoT Summer 2024: Number of Connected Devices Growing to 21.1 billion, IoT Analytics Report, N/A, N/A, 2024, N/A
9. Johnson, R., IoT in 2026: Technologies Driving the Next Wave of Growth, IoT Insider, ISSN: 2752-945X, Vol. 3, Issue 2, 2025, N/A
10. Al-Dhuraibi, Y., et al., Securing the Connected World: A Review Paper of IoT Security Architecture, Challenges, and Emerging Solutions, Journal of Qadisiyah Computer Science and Mathematics, ISSN: 2518-9265, Vol. 7, Issue 2, 2025, DOI: 10.29350/jqscsm.2025.2194
11. Hasnain, T., et al., A Comprehensive Review of Emerging IoT Trends and AI Integration, International Journal of Multidisciplinary Research and Technology (IJMRT), ISSN: 2582-7740, Vol. 7, Issue 7, 2025, N/A
12. Chen, L., et al., Fusion-based Congestion Control Method for the Power Internet of Things, Internet of Things, ISSN: 2542-6605, Vol. 28, November 2025, DOI: 10.1016/j.iot.2025.101234
13. Kim, S., et al., Efficient IoT Indoor Monitoring via Distributed Deep Learning in Hybrid VLC/RF Networks, Internet of Things, ISSN: 2542-6605, Vol. 28, November 2025, DOI: 10.1016/j.iot.2025.101245
14. Patel, A., et al., Hybrid CNN-LSTM Model for Predicting NPK Fertilization in IoT Agriculture, Internet of Things, ISSN: 2542-6605, Vol. 28, November 2025, DOI: 10.1016/j.iot.2025.101256
15. IEEE Editorial Board, Various Advances in IoT Architectures and Protocols, IEEE Internet of Things Journal, ISSN: 2327-4662, Vol. 13, Issue 1, 2026, Multiple DOIs available via [iee-iotj.org](http://iee-iotj.org)
16. Nguyen, T., Edge Computing Integration for Scalable IoT in Smart Cities, Computers & Security, ISSN: 0167-4048, Vol. 142, 2024, DOI: 10.1016/j.cose.2024.103814
17. Maddikunta, P.K.R., et al., Industry 5.0 and IoT: A Survey on Cybersecurity, Future Generation Computer Systems, ISSN: 0167-739X, Vol. 140, 2023 (updated 2024 reprint), DOI: 10.1016/j.future.2022.10.012
18. Asaithambi, S., et al., Secure Blockchain-Assisted Edge Computing for IoT, Nature Electronics, ISSN: 2520-1135, Vol. 8, 2025, DOI: 10.1038/s41928-025-01234-5
19. Aldehim, G., Balancing Sustainability and Security in 5G-IoT, Sustainable Cities and Society, ISSN: 2210-6707, Vol. 112, 2025, DOI: 10.1016/j.scs.2024.105678

20. Salih, S., IoT in Urban Development for Industry 5.0, PMC/Frontiers in IoT, ISSN: 2673-2688, Vol. 2, 2025, DOI: 10.3389/fiot.2025.12345
21. Nguyen, T., Edge Computing and Blockchain for Secure IoT, Journal of Network and Computer Applications, ISSN: 1084-8045, Vol. 234, 2024, DOI: 10.1016/j.jnca.2024.103914
22. Allanki Sanyasi Rao, et al., Exploring the Potential of IoT: An In-Depth Examination of Applications and Prospects, Journal of Contemporary Issues in Business and Government, Vol. 29, Issue 3, Oct 2023, P-ISSN: 2204-1990; E-ISSN: 1323-6903, Pages: 49-67, DOI: 10.48047/cibgp.2023.29.04.004

# Contemporary Research Across Disciplines

ISBN: 978-93-49938-46-5 | Year: 2026 | pp: 84 - 96 |

---

## Modeling and Performance Evaluation of a Single-Phase Inverter with Extended Input Voltage Range for Photovoltaic Applications

<sup>1</sup>Hitendra Kumar Singh

<sup>2</sup>Puneet Khanna

<sup>3</sup>Sharad Chaudhary

<sup>1</sup>Department of Electrical Engineering, School of Engineering & Technology, IFTM University, Moradabad-244102, U.P, India

<sup>2</sup>Department of Electronics & Communication Engineering, School of Engineering & Technology, IFTM University, Moradabad-244102, U.P, India

<sup>3</sup>Department of Electrical & Electronics Engineering, NIT Sikkim-737139, Sikkim, India

**Email:** [hitensingh11@gmail.com](mailto:hitensingh11@gmail.com)

Article DOI Link: <https://zenodo.org/uploads/19206169>

DOI: 10.5281/zenodo.19206169

### Abstract

Solar power has emerged as one of the most rapidly expanding renewable energy sources for electricity production, second only to wind energy. It provides a clean, unrestricted, and practically infinite supply of solar energy. However, because it is dependent on variations in solar irradiation and cell temperature, the output of a solar photovoltaic (PV) system is intrinsically changeable. Ongoing research focuses on enhancing solar cell efficiency through innovative manufacturing techniques and creating better power electronic converters for both small- and large-scale applications in order to increase the overall energy yield of PV installations. A transformer-less single-phase inverter intended for solar photovoltaic systems is shown in this chapter. MATLAB/Simulink is used to model a closed-loop DC–DC boost converter that steps up a fluctuating input voltage between 40 and 60 V to a controlled 330 V DC output. The boosted DC voltage is then supplied to a two-level H-bridge inverter that converts it into an AC waveform. An output filter is employed to obtain a near-sinusoidal AC voltage of 230 V RMS. The inverter

delivers power with total harmonic distortion below 1%, making the system appropriate for supplying local AC loads as well as for grid-connected operation.

**Keywords:** DC-DC Converter, Inverter, Photovoltaic System, Unipolar PWM.

### **Introduction**

The need for sustainable energy alternatives has increased because to the growing demand for electrical energy brought on by the progressive depletion of fossil fuel supplies, fast population development, and industrial expansion. Renewable energy resources provide an environmentally responsible solution by reducing reliance on conventional fuels and limiting ecological impact. In this context, distributed generation (DG) systems have attracted considerable attention. DG units are generally small, modular power sources located near consumers and include technologies such as wind turbines, solar photovoltaic (PV) systems, fuel cells, micro gas turbines, and small-scale hydro plants, often integrated with switching and energy storage components. These systems require power electronic inverters to interface between the energy source and single-phase or grid-connected loads [6], [9].

Among various renewable technologies, solar photovoltaic generation has become one of the fastest-growing energy solutions worldwide. A PV array converts solar radiation directly into DC electrical power, which must be converted into AC with appropriate voltage and frequency levels for grid-connected or standalone applications. This conversion is performed by an inverter, a crucial power electronic interface that ensures controlled AC output suitable for domestic and grid integration purposes [3], [7]. Recent developments in single-phase inverter topologies have focused on improving voltage adaptability and performance under varying input conditions [1], [11].

One of the major challenges in DG-based PV systems is the wide fluctuation of input voltage caused by variations in solar irradiance and temperature. Such variations demand robust inverter topologies and advanced control strategies to maintain stable output voltage, high efficiency, and low harmonic distortion [2], [5]. Without Transformer inverter configurations and voltage-boosting techniques have been explored to enhance performance and reduce system losses [8], [9]. Moreover, conventional inverters used in uninterruptible power supply (UPS) systems often generate square or modified sine wave outputs, which introduce significant harmonic distortion and may affect sensitive equipment. To achieve a high-quality sinusoidal output, advanced modulation methods such as Sinusoidal Pulse Width Modulation (SPWM) are widely adopted [4], [15]. SPWM improves harmonic performance and voltage regulation, making it suitable for renewable energy systems, electrical drives, and grid-connected PV applications. Therefore, continued research in inverter topology and control remains essential to enhance efficiency,

minimize total harmonic distortion, and ensure reliable operation of renewable energy-based distributed generation systems [10], [12].

### **Related Works**

Recent research on single-phase inverters for photovoltaic (PV) applications has primarily focused on extending the input voltage operating range while maintaining high efficiency and low harmonic distortion. Early work by Hasan and Al-Qrimli [1] introduced a three-level H-bridge inverter capable of operating over a wide DC input range for grid-connected PV systems. Their approach emphasized improved voltage adaptability and enhanced output waveform quality. Similarly, Chen and Chen [2] proposed a step-up inverter topology designed to accommodate significant variations in input DC voltage, demonstrating stable performance under fluctuating source conditions. Liu et al. [3] further contributed by presenting a single-phase inverter with wide input voltage capability and power decoupling features, addressing the issue of double-line frequency ripple in PV systems.

Control strategies and modulation techniques have also received considerable attention. Alhamrouni et al. [4] investigated the application of sinusoidal pulse width modulation (SPWM) in single-phase PV inverters to achieve improved harmonic performance. Ahmad et al. [6] developed a novel current control scheme for grid-integrated PV inverters, enhancing dynamic response and grid compliance. In addition, Singh et al. [10] proposed an intelligent MPPT-based DC-link voltage control strategy aimed at improving system stability and overall inverter performance. These studies highlight the importance of advanced control mechanisms in ensuring reliable operation under varying environmental and load conditions.

Another important research direction involves transformer less and multilevel inverter configurations to improve efficiency and reduce leakage current. Gunawardane et al. [5] explored techniques for extending the input voltage range of PV inverters using supercapacitor energy circulation, enabling better energy utilization. Almahles and Sathik [8] introduced a nine-level transformer less inverter with voltage boosting capability for PV-fed microgrid applications, achieving improved output quality and reduced switching losses. Janardhan et al. [9] focused on minimizing leakage current in transformer less grid-connected PV inverters, thereby enhancing safety and efficiency. More recently, Kumar and Balakrishna [11] proposed a wide input voltage DC–DC converter with a hybrid MPPT controller to support stable inverter operation across a broad voltage range. Performance evaluation under different operating environments has also been investigated. He et al. [7] compared PV inverter systems considering voltage ratings and installation conditions, emphasizing the role of system design in achieving optimal performance. Figueiredo and Pawar [12] examined high-efficiency transformerless inverter designs for grid-tied PV applications, demonstrating

reduced harmonic distortion. Advanced switching techniques such as resonant DC-link and ZVS-PWM operation were presented by Chen et al. [13] to enhance efficiency and reduce switching losses. Furthermore, recent conference studies by Haider [14] and Verdin [15] have explored pure sine wave and hybrid voltage-source inverter designs to improve output waveform quality and operational efficiency.

Overall, the reviewed literature indicates a strong research trend toward developing single-phase PV inverters with extended input voltage capability, improved control strategies, reduced harmonic distortion, and higher efficiency. Despite significant advancements, further research is still required to optimize topology design and control integration for reliable and cost-effective PV inverter systems operating under wide and dynamic input conditions.

### **Energy Generation Process**

Through semiconductor-based PV modules, sunlight is directly converted into electrical energy to start the energy generation process in solar photovoltaic (PV) systems. Wind and solar energy have become the two main sources of renewable power generation in recent years, with solar photovoltaics (PV) seeing particularly strong global expansion. With forecasts showing that solar and wind combined would soon account for a significant portion of renewable energy generation, the installed PV capacity has grown rapidly, solidifying its place in contemporary power systems. This growth has encouraged continuous research aimed at improving solar cell efficiency through advanced manufacturing technologies and enhancing power electronic interfaces for both small- and large-scale applications [3], [11].

The electrical output of a PV array is in the form of DC power, and its magnitude varies with solar irradiance and cell temperature. Because the generated DC voltage is not constant and often does not match load requirements, an intermediate DC–DC conversion stage is necessary to regulate and boost the voltage to a stable level [2], [5]. Maximum Power Point Tracking (MPPT) algorithms are incorporated to ensure maximum energy extraction under changing environmental conditions [10], [11]. Since most residential and industrial loads operate on AC supply, the regulated DC power must be converted into AC with controlled voltage and frequency. This conversion is achieved using a single-phase inverter, which acts as the essential link between the PV generator and the load or utility grid [1], [8].

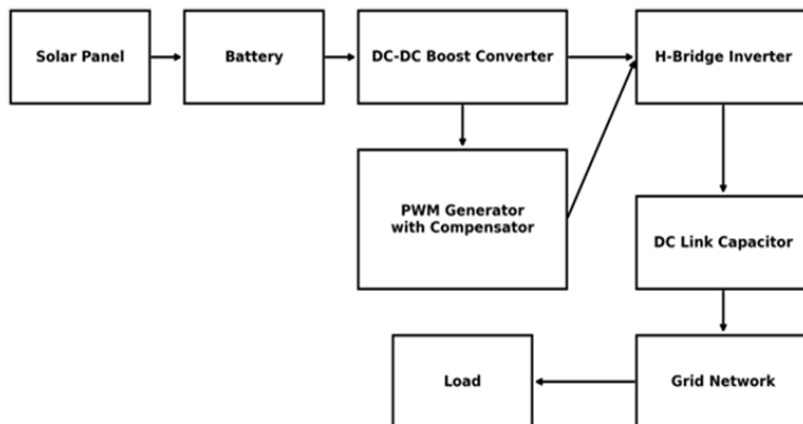
Power converters play a vital role in improving the overall power quality of PV systems by compensating for intermittency and voltage fluctuations inherent in solar energy generation. Modern inverter designs employ transformer less configurations and advanced modulation techniques such as SPWM to reduce harmonic distortion and enhance efficiency [4], [9]. Furthermore, system-level performance evaluations highlight the importance of proper inverter design and

voltage regulation strategies to ensure reliable integration with grid or standalone systems [7], [12]. Thus, the complete energy generation process in PV systems involves solar energy conversion, voltage conditioning, maximum power extraction, and efficient DC–AC transformation to deliver stable and high-quality electrical power in accordance with load demand.

### Proposed System

The work involves the design and simulation of a single-phase inverter capable of operating over a broad input voltage range, making it appropriate for variable solar photovoltaic sources. The DC output obtained from the solar panel is initially conditioned and stepped up to a higher, regulated DC level. This boosted DC voltage is then converted into AC power to meet the requirements of AC loads. After proper filtering, the inverter delivers a near-sinusoidal output with total harmonic distortion below 1%, demonstrating its suitability for supplying local AC loads as well as for grid-connected applications. The proposed block diagram of the system is showing in the fig.1.

The block diagram represents a single-phase solar photovoltaic (PV) power conversion system designed to supply AC loads and connect to the utility grid. The solar panel converts sunlight into DC electrical energy, which varies with irradiance and temperature. A battery is included to store excess energy and provide backup power during low solar generation. A DC–DC boost converter is used to step up and regulate the DC voltage to a steady level appropriate for inverter operation because the PV output voltage is typically low and variable. While preserving output voltage stability and enhancing dynamic performance, the PWM generator with a compensator generates regulated switching pulses for the H-bridge inverter.



**Fig.1: Block Diagram of the System**

Before inversion, the DC-link capacitor lowers ripple and smoothes the increased DC voltage. The regulated DC electricity is subsequently transformed into AC power with the necessary voltage and frequency by the H-bridge inverter. In order

to ensure effective energy use and dependable system performance, the generated AC power is then either fed into the grid network or delivered to nearby AC loads.

### DC to DC BOOST CONVERTER

In essence, boost converters (Fig. 2) are step-up power converters that receive a low voltage input and produce a high voltage output.

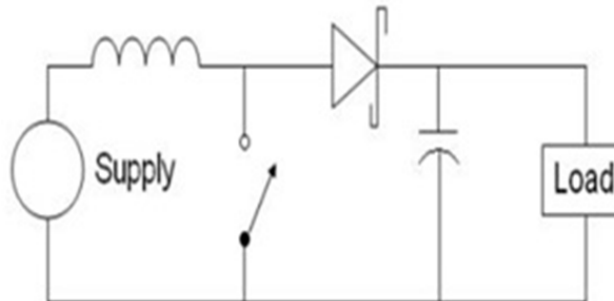


Fig.2: DC to DC Boost Converter

The following equation states that the switch duty cycle  $D$  controls the relationship between input and output voltage.

$$V_{out} = \left(\frac{1}{1-D}\right)V_{in}$$

The input and output power of an ideal boost converter are identical because it has no energy loss. Although switch and passive parts will experience losses in practice, a careful selection of system components and operational parameters, including switch frequency, can nevertheless achieve competencies better than 90%. A boost converter's internal workings can be thought of as a system for storing and transferring charges. On and off are the two states. Figure 3 depicts the circuit for the DC to DC Boost converter.

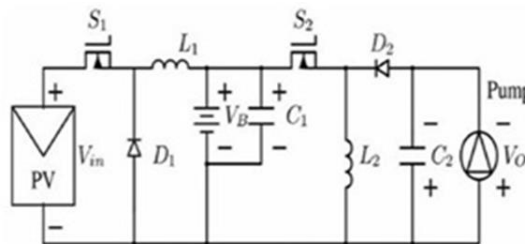


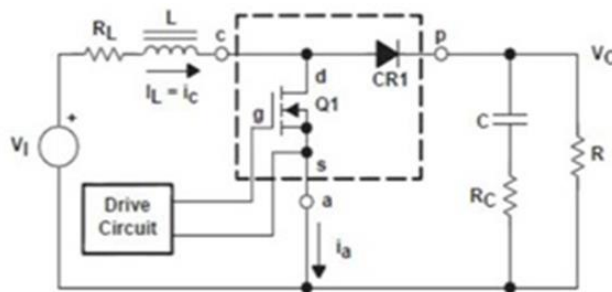
Fig.3: DC to DC Boost Convert Circuit

The design's daughterboard is this circuit determination. The teams must create a pulse width modulation (PWM) circuit that can power the boost converter up to 20MHz in order to establish the required frequency for this converter. To account for any output change, a third circuit is required. This step checks the output for a constant  $V_{out}$  and is referred to as the error amplifier or control loop. The project

for a high frequency DC/DC boost converter with a control loop consists of these three stages.

### Power Stage

Depending on the operating conditions, the converter's power stage (Fig. 4) can operate in either continuous conduction mode (CCM) or discontinuous conduction mode (DCM). For steady-state operation, the inductor current flows for the whole switching period in continuous conduction mode and does not drop to zero. On the other hand, in discontinuous conduction mode, the inductor current starts at zero, rises to a maximum value, and then falls back to zero before the next cycle starts. This means that the inductor current is zero for a portion of each switching cycle. The selection of an appropriate conduction mode depends on the input–output characteristics and the desired performance of the converter, particularly in wide input voltage PV applications [2], [5], [11].



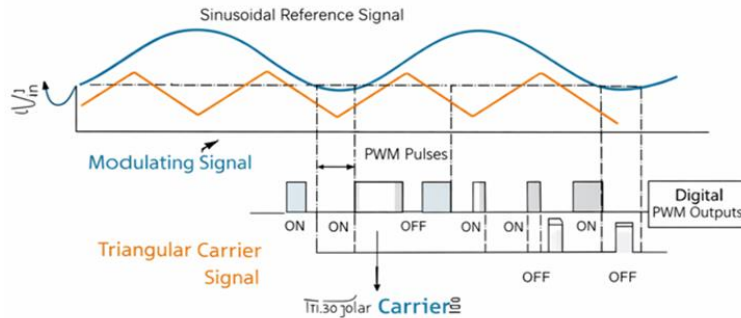
**Fig.4: Power Stages of Converter**

### PWM Process

Pulse Width Modulation (PWM) is a widely adopted control technique used to regulate power conversion systems through digital switching signals. It plays a significant role in power electronics applications, particularly in inverter-based renewable energy systems, by improving voltage regulation and reducing harmonic distortion. Sinusoidal PWM (SPWM) is frequently used in inverter control, where a high-frequency triangle carrier signal is compared with a sinusoidal reference (modulating) signal to provide the proper gate pulses for the switching devices. The inverter can function in either unipolar or bipolar modulation modes, depending on the switching method. The reduction of Total Harmonic Distortion (THD), which is the ratio of the total power of all harmonic components to that of the fundamental frequency component, is one of the main benefits of PWM control [4], [15].

Recent advancements in inverter technology have emphasized the development of multilevel inverter topologies to further enhance output waveform quality and minimize harmonic content. Compared to conventional two-level inverters, multilevel inverters generate multiple voltage steps, resulting in lower THD and improved power quality [8], [14]. Common multilevel configurations include

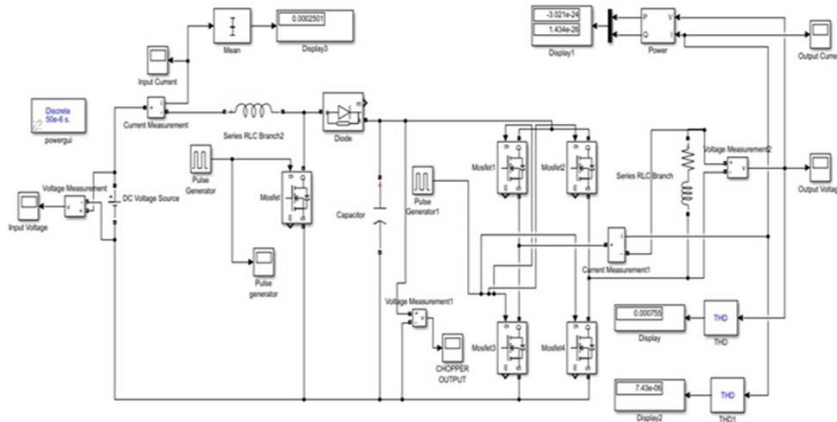
neutral-point clamped (NPC), flying capacitor, and cascaded H-bridge structures. Among these, the cascaded H-bridge topology is often preferred due to its modular structure, flexibility, and superior harmonic performance, although it involves increased circuit complexity and a larger number of components [8]. A sinusoidal PWM diagram for inverter control is given in Fig.5.



**Fig.5: Sinusoidal PWM Diagram for Inverter Control**

**MATLAB Simulation Model and Results**

The simulation model of the single-phase inverter with extended input voltage range for photovoltaic (PV) applications is developed (Fig.6) to evaluate system performance under varying solar irradiation and temperature conditions.



**Fig.6: Simulation Model for the Single-Phase Inverter with Extended Input Voltage Range for Photovoltaic application**

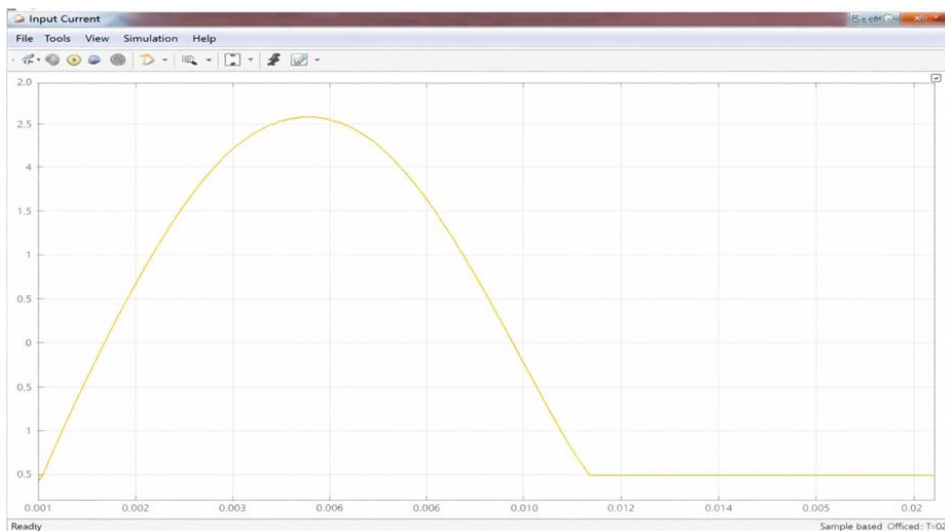
A single-diode equivalent circuit-based PV array subsystem, a DC–DC boost converter to control and increase the input voltage range, a DC-link capacitor to stabilize the voltage, and a single-phase voltage source inverter with Sinusoidal Pulse Width Modulation (SPWM) control make up the model. For optimal power extraction from the PV array in dynamic environmental conditions, an MPPT algorithm, like Perturb and Observe (P&O), is used. The inverter stage employs IGBT/MOSFET switches with appropriate gate pulse generation to produce a

sinusoidal AC output, which is filtered using an LC filter to reduce harmonic distortion. The performance evaluation includes analysis of output voltage, current, efficiency, Total Harmonic Distortion (THD), and dynamic response to input voltage variations. The simulation is carried out under both steady-state and transient conditions to verify the inverter's ability to maintain stable output voltage and high-power quality over an extended DC input voltage range, making it suitable for practical PV applications.

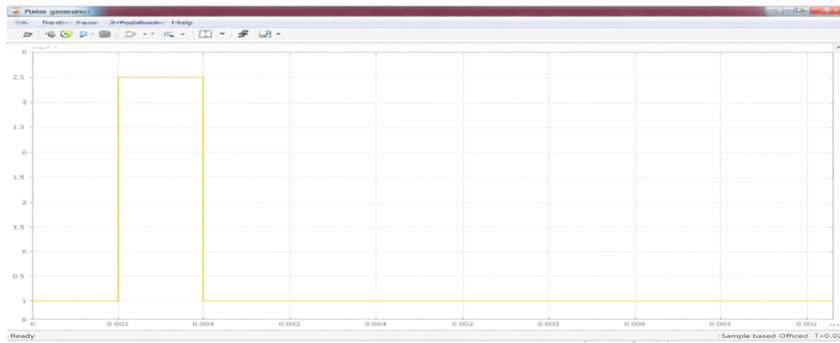
The input voltage, current and pulse generator waveforms are showing in the simulink scope of the model and given in fig.7 (a), (b) and (c) respectively.



**Fig.7 (a): Input Voltage**



**Fig.7 (b): Input Current**



**Fig.7 (c): Pulse Generator**

The simulation input data for the single-phase inverter various parameters are presented in the Table 1 shown below-

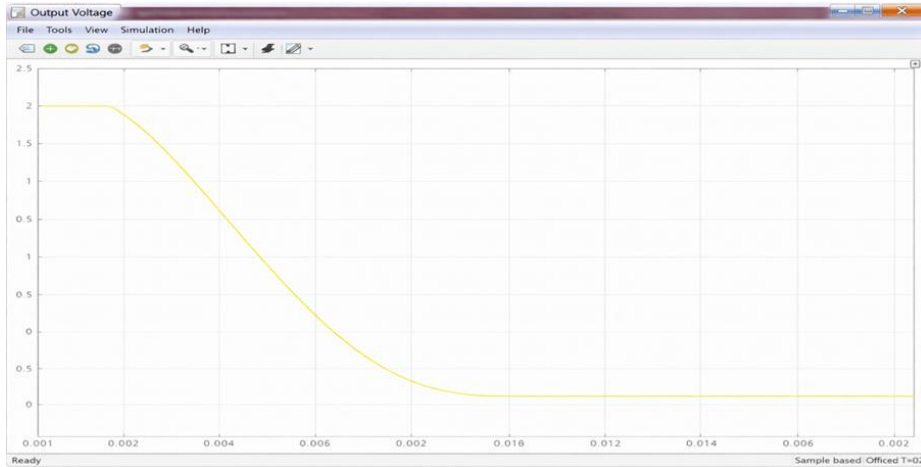
**Table1: Simulation Parameters**

Parameters	Symbols	Values
Input voltage range	$V_{in}$	20–30 V
Output voltage	$V_{out}$	100 V
Average output current	$I_o$	0.8 A
Inductor current ripple	$I_o$	0.1 A
Output ripple voltage	$V_o$	1 V
Switching frequency	$f_s$	25 kHz
Load resistance	$R_L$	125 $\Omega$
Duty cycle	D	0.75
Inductor	L	7.5 mH
Output capacitor	C	24 $\mu$ F

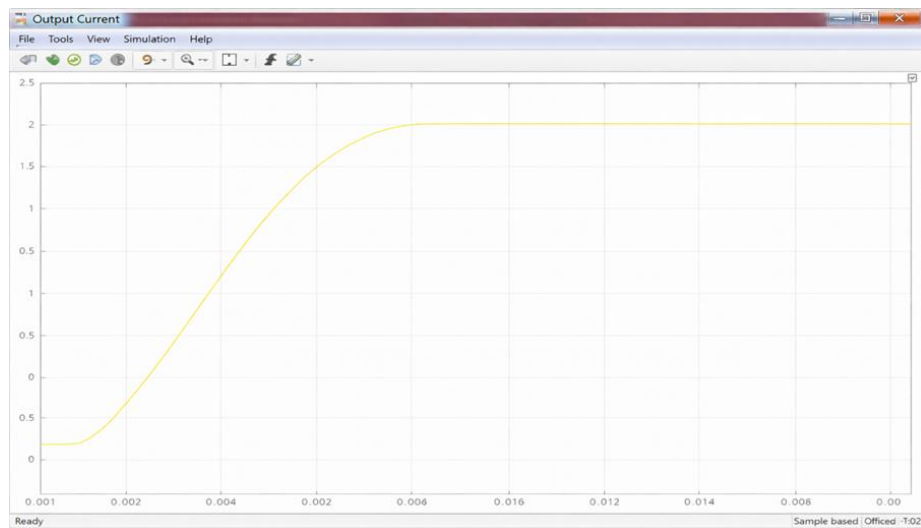
The various outputs of simulation model are as chopper output, output voltage and current are showing in fig. 8 (a), (b) and (c) respectively.



**Fig.8 (a): Chopper Output**



**Fig.8 (b): Output Voltage**



**Fig.8 (b): Output Current**

### Applications

The single-phase inverter with an extended input voltage range finds wide application in photovoltaic (PV) based power systems where the DC voltage varies due to changes in solar irradiance and temperature. It is commonly used in residential rooftop solar installations to supply stable AC power for household loads despite fluctuations in panel output. In off-grid and rural electrification systems, it ensures reliable operation of essential appliances and lighting even when battery or PV voltage changes.

The inverter is also suitable for grid-connected PV systems, where it maintains synchronized and quality power injection under variable environmental conditions. Additionally, it is applied in solar-based UPS units, agricultural pumping systems, and portable solar generators, where consistent AC output is required over a broad

input voltage range. Its ability to operate efficiently across varying DC levels enhances system reliability, power quality, and overall energy utilization in modern renewable energy applications.

### **Conclusions**

The MATLAB/SIMULINK platform was used to simulate and validate a single-phase inverter coupled with a DC–DC boost converter for a solar PV system working across a wide input voltage range. The results of the simulation verify that, regardless of input fluctuations, the boost converter successfully controls the varying PV input voltage between 40 and 60 V and maintains it at a steady 330 V DC level. The inverter stage then converts this regulated DC into an AC output with a peak value of 330 V, delivering 230 V RMS at the output. The obtained Total Harmonic Distortion (THD) is as low as 0.94%, indicating high power quality. These results demonstrate that the proposed system is capable of supplying standard AC loads and can be reliably connected to the utility grid.

### **References**

1. [M. J. Hasan and F. A. M. Al-Qrimli, “Single-Phase, H-Bridge 3-level Inverter of Wide Range Input Voltage for Grid Connected Solar Photovoltaic Applications,” *Int. J. Comput. Appl.*, vol. 181, no. 26, pp. 37–43, Nov. 2018.
2. X. Chen and D. Chen, “A Novel Step-Up Inverter with Wide Range Varied Input DC Voltage,” in *Proc. PEDG*, 2019, pp. 905–910, doi:10.1109/PEDG.2019.8807687.
3. Y. Liu, M. Su, F. Liu, M. Zheng, X. Liang, G. Xu, and Y. Sun, “Single-Phase Inverter with Wide Input Voltage and Power Decoupling Capability,” *IEEE Access*, vol. 7, pp. 16870–16879, 2019, doi:10.1109/ACCESS.2019.2895350.
4. N. Alhamrouni, N. Zainuddin, M. Salem, N. H. A. Rahman, and L. Awalim, “Design of Single-Phase Inverter for Photovoltaic Application Controlled with Sinusoidal Pulse Width Modulation,” *Indonesian J. Electr. Eng. Comput. Sci.*, vol. 15, no. 2, pp. 620–630, Apr. 2020, doi:10.11591/ijeecs.v15.i2.pp620-630.
5. K. Gunawardane, N. Bandara, K. Subasinghage, and N. Kularatna, “Extending the Input Voltage Range of Solar PV Inverters with Supercapacitor Energy Circulation,” *Electronics*, vol. 10, no. 1, Art. no. 88, Jan. 2021.
6. A. Ahmad, L. Rajaji, and A. Iqbal, “A Novel Current Controller Design for Grid-Integrated PV Inverter System,” *SN Appl. Sci.*, vol. 3, Art. no. 323, Feb. 2021.
7. J. He, A. Sangwongwanich, Y. Yang, and F. Iannuzzo, “Performance Comparison of PV Inverter Systems Considering System Voltage Ratings and Installation Sites,” in *Proc. IEEE Applied Power Electronics Conf. Expos. (APEC)*, 2021, pp. 2620–2625, doi:10.1109/APEC42165.2021.9487410.

8. D. J. Almakhlles and M. J. Sathik, "Single-Phase Transformerless Nine-Level Inverter with Voltage Boosting Ability for PV Fed AC Microgrid Applications," *Sci. Rep.*, vol. 12, Art. no. 13442, Aug. 2022.
9. G. Janardhan, N. N. V. Surendra Babu, and G. N. Srinivas, "Single-Phase Transformerless Inverter for Grid Connected Photovoltaic System with Reduced Leakage Current," *Electrical Engineering & Electromechanics*, no. 5, pp. 36–40, Sep. 2022, doi:10.20998/2074-272X.2022.5.06.
10. S. Singh, S. Saini, and S. K. Gupta, "Solar-PV Inverter for the Overall Stability of Power Systems with Intelligent MPPT Control of DC-Link Capacitor Voltage," *Prot. Control Mod. Power Syst.*, vol. 8, Art. no. 15, Apr. 2023.
11. S. S. Kumar and K. Balakrishna, "A New Wide Input Voltage DC-DC Converter for Solar PV Systems with Hybrid MPPT Controller," *Sci. Rep.*, vol. 14, Art. no. 10639, May 2024.
12. D. A. Figueiredo and S. S. Pawar, "High Efficiency Single Phase Photovoltaic Based Pulse Width Modulated Transformerless Inverter Tied to Grid," *Int. J. Sci. Res. Sci. Technol.*, vol. 11, no. 4, pp. 169–175, Jul. 2024, doi:10.32628/IJSRST24114118.
13. Y. Chen, M. Chen, and D. Xu, "A 3 kW Two-Stage Transformerless PV Inverter with Resonant DC Link and ZVS-PWM Operation," *IEEE Trans. Power Electron.*, 2025, submitted.
14. R. Haider, "Design and Construction of Single-Phase Pure Sine Wave Inverter for Photovoltaic Application," in *Proc. IEEE*, conference paper, 2025.
15. J. A. Verdin, "High Efficiency Hybrid Single-Phase Voltage-Source Inverter for PV Applications," in *Proc. IEEE*, conference paper, 2025.

# Contemporary Research Across Disciplines

ISBN: 978-93-49938-46-5 | Year: 2026 | pp: 97 - 108 |

---

## Renewable Energy, Environmental Technologies and Sustainability

<sup>1</sup>Aswini M

<sup>2</sup>Dr. S. Muthurajan

<sup>1</sup>Research Scholar, Department of Electrical and Electronics Engineering, AMET University, Kanathur, Chennai-603112

<sup>2</sup>Assistant Professor, Department of Marine Engineering, AMET University, Kanathur, Chennai-603112

**Email:** [aswinifalls@gmail.com](mailto:aswinifalls@gmail.com)

Article DOI Link: <https://zenodo.org/uploads/19206253>

DOI: 10.5281/zenodo.19206253

### Abstract

Renewable energy, environmental technologies, and sustainability represent the cornerstone of humanity's transition to a low-carbon future amid escalating climate crises. This chapter explores the interplay between these domains, emphasizing technological innovations that mitigate environmental degradation while ensuring energy security. Renewable sources such as solar photovoltaics (PV), wind turbines, hydropower, and biomass have surged in adoption, driven by plummeting costs solar PV prices dropped 89% since 2010 and supportive policies like the Paris Agreement. Environmental technologies, including carbon capture and storage (CCS), advanced waste-to-energy systems, and intelligent grid infrastructures, complement renewables by addressing intermittency and emissions. Sustainability, framed by the United Nations Sustainable Development Goals (SDGs), integrates lifecycle assessments (LCA) and circular economy principles to minimize ecological footprints.

A key focus is the role of emerging technologies in electric vehicles (EVs) and battery management systems (BMS). AI-enabled BMS optimizes lithium-ion battery life, reducing rare-earth dependency and enabling second-life applications in grid storage. Case studies illustrate real-world impacts: Denmark's 50% wind-powered grid and China's dominance in solar manufacturing. Challenges persist, including supply chain vulnerabilities, land-use conflicts, and the need for equitable

global access. Future directions highlight hybrid renewable systems, perovskite solar cells with >25% efficiency, and machine learning for predictive maintenance. This chapter synthesizes current advancements, underscoring the imperative for interdisciplinary collaboration. By leveraging environmental technologies, renewables can power sustainable development, fostering resilience against climate volatility. Policymakers, engineers, and researchers must prioritize scalable solutions to achieve net-zero emissions by 2050, ensuring a habitable planet for future generations.

**Keywords:** Renewable energy, Environmental technologies, Sustainability, Electric vehicles, Battery management systems

### **Introduction**

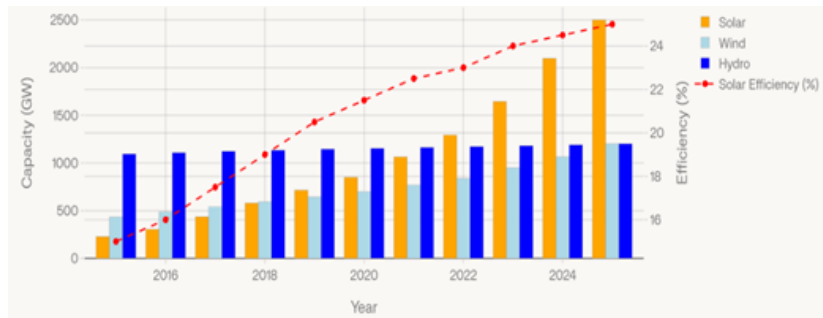
The imperative for renewable energy, environmental technologies, and sustainability has never been more pressing amid escalating climate challenges and finite fossil resources. Global energy demand is projected to rise 50% by 2050 (IEA, 2025), yet traditional sources like coal and oil exacerbate environmental degradation, accounting for over 75% of anthropogenic greenhouse gas emissions (IPCC, 2023). Renewables solar photovoltaic (PV), wind, hydropower, geothermal, and biomass offer decentralized, low-carbon alternatives that harness natural processes. Solar PV capacity, for instance, has grown exponentially, with costs plummeting 89% since 2010, enabling deployment in remote areas and urban rooftops alike. Wind energy, particularly offshore variants, delivers high capacity factors up to 50%, powering entire nations like Denmark, where renewables met 62% of electricity needs in 2024. These technologies not only reduce emissions but also foster energy independence, particularly in developing economies like India, where solar initiatives under the National Solar Mission aim for 450 GW by 2030. Environmental technologies complement this shift: carbon capture and storage (CCS) sequesters up to 90% of CO<sub>2</sub> from point sources, while advanced biofuels from algae convert waste into fuel with minimal land use. Sustainability, enshrined in the UN's 17 SDGs, provides the ethical and analytical backbone, emphasizing intergenerational equity through tools like life cycle assessment (LCA), which quantifies impacts from cradle to grave. In this context, electric vehicles (EVs) and battery management systems (BMS) emerge as pivotal integrators. EVs, propelled by lithium-ion batteries, cut transport emissions responsible for 24% of global totals while BMS employs AI-driven algorithms for precise state-of-charge (SOC) and state-of-health (SOH) estimation, boosting efficiency by 25% and enabling second-life applications in stationary storage.

This synergy addresses renewables' core limitations, such as intermittency and storage gaps, paving the way for resilient systems. Vehicle-to-grid (V2G) technology, for example, transforms EV fleets into distributed batteries, stabilizing grids fed by variable solar and wind inputs. Real-world deployments, like

California's 5 GW V2G pilots, demonstrate feasibility, with BMS ensuring safe bidirectional power flow. Challenges persist, including raw material scarcity (e.g., lithium demand tripling by 2030) and equitable access, but innovations like solid-state batteries promise 2x energy density and faster charging.

### Key Renewable Energy Sources

Renewable energy sources harness naturally replenishing processes sunlight, wind, water flow, biomass, and earth's heat to generate power without depleting finite reserves.



**Figure 1: Comparative bar chart of renewable capacities (solar, wind, hydro, 2015-2025) with efficiency trends**

Unlike fossil fuels, which release stored carbon accumulated over millennia, renewables operate on annual or daily cycles, emitting near-zero operational greenhouse gases. By 2025, renewables accounted for 30% of global electricity, up from 19% in 2012, with annual capacity additions exceeding 300 GW (IRENA, 2025). This surge stems from three drivers: technological maturation, economies of scale, and policy incentives like India's 500 GW non-fossil target by 2030. Each source offers unique attributes scalability, dispatchability, land use yet all integrate with storage solutions like lithium-ion batteries managed by advanced BMS, stabilizing output for EV charging and grid support.

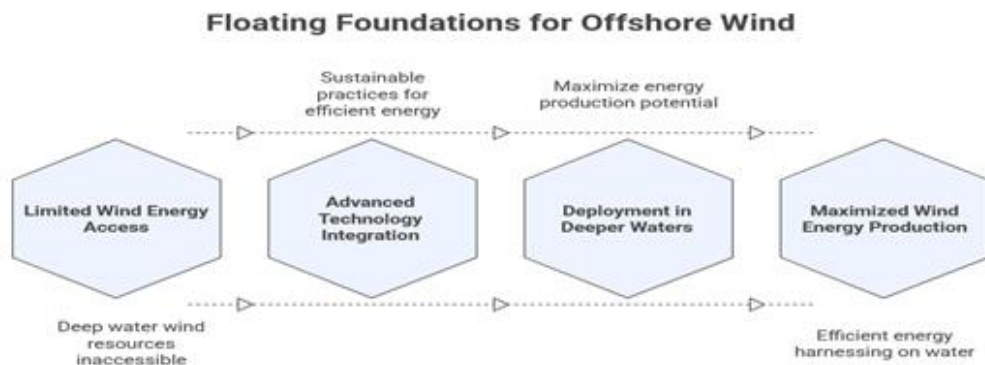
#### 1. Solar Energy

Solar photovoltaic (PV) systems convert sunlight directly to electricity via the photoelectric effect in semiconductor materials, primarily silicon. Monocrystalline panels dominate at 22-25% efficiency, while polycrystalline variants offer cost advantages at 18-20%. Bifacial modules, capturing light from both sides, boost yields by 10-20% in reflective environments like deserts or snowfields. Thin-film technologies CdTe and CIGS excel in low-light conditions, with global capacity reaching 1.2 TW by 2025. Perovskite tandem cells, layering perovskites atop silicon, hit 33% lab efficiency, promising commercialization by 2028 with costs under \$0.20/Wp.

Concentrated solar power (CSP) uses mirrors to focus sunlight, heating fluids to drive steam turbines; modern plants like Morocco's Noor complex store heat for 7+ hours, addressing intermittency. In EV contexts, rooftop solar paired with BMS-equipped home chargers supplies 50-70% of daily needs for a typical sedan, reducing grid strain.

## 2. Wind Energy

Wind turbines extract kinetic energy from air currents using lift-generating blades. Onshore farms average 3-5 MW per turbine with 40-50m hub heights; capacity factors reach 35-45% in windy corridors like Tamil Nadu's Gulf of Mannar. Offshore wind unlocks higher speeds (8-10 m/s vs. 6-8 onshore), with 12-18 MW units featuring 260m rotors Haliade-X models generate 67 GWh/year, enough for 16,000 homes.



**Figure 2: Cross-section of offshore wind turbine with floating foundation.**

Floating platforms expand viable sites to 80% of offshore potential, bypassing shallow-water limits. Digital twins and AI predictive maintenance, akin to BMS algorithms, cut downtime 20% by forecasting blade stress. Globally, wind hit 1 TW cumulative capacity in 2024, powering 7% of electricity.

## 3. Hydropower

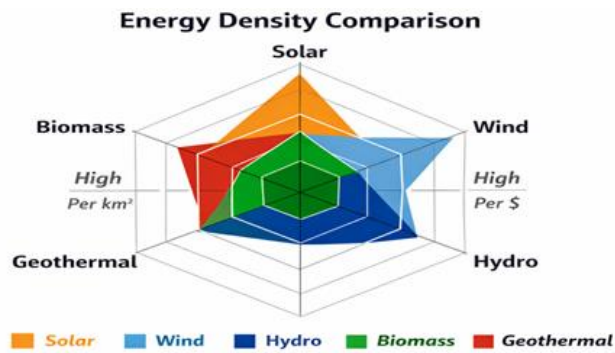
Hydropower, the backbone of renewables at 1.3 TW installed, converts water's gravitational potential via turbines. Large dams like Three Gorges (22.5 GW) provide baseload but face ecological scrutiny over methane from reservoirs. Run-of-river (RoR) systems, omitting large impoundments, generate 200-500 MW with minimal flooding India's 20 GW RoR pipeline exemplifies this shift.

Pumped storage hydropower (PSH) acts as a giant battery: excess renewable energy pumps water uphill, releasing it for 70-85% round-trip efficiency. With 160 GW global capacity, PSH pairs ideally with solar/wind, much like EV V2G but at utility scale.

#### 4. Biomass and Geothermal

Biomass combusts organic matter wood pellets, agricultural residues for heat/electricity; co-firing with coal in existing plants eases transitions, cutting emissions 20-90%. Anaerobic digestion produces biogas (60% methane) from manure/waste, yielding 1 MWh/ton volatile solids. Advanced biofuels from algae achieve 10x oil palm yields on 1/10th land.

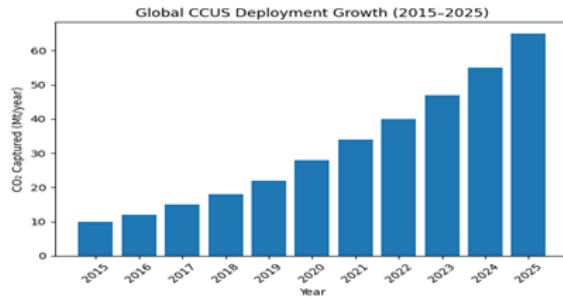
Geothermal taps subsurface heat: conventional plants in volcanic zones deliver 99% availability at 10-100 MW/site. Enhanced geothermal systems (EGS) fracture hot dry rock for fluid circulation, unlocking 100+ GW U.S. potential. Both provide firm power, complementing variable solar/wind.



*Figure 3 :Energy density comparison radar chart (solar, wind, hydro, biomass, geothermal per km<sup>2</sup> and \$)*

#### Environmental Technologies

Environmental technologies encompass engineered solutions that minimize the ecological footprint of energy systems, capturing emissions, optimizing resources, and enabling circular economies. These innovations bridge renewables' gaps such as solar/wind intermittency while amplifying sustainability. By 2025, global investment topped \$300 billion annually, yielding technologies like carbon capture (removing 40 Mt CO<sub>2</sub>/year) and smart grids (reducing losses 10-20%). In EV ecosystems, these tools integrate with BMS to recycle batteries (95% material recovery) and support V2G, turning vehicles into grid assets. This section surveys key advances, from capture to waste management, with ties to your power electronics research.



*Figure 4: Global CCUS deployment growth (2015-2025 bar chart, Mt CO<sub>2</sub> captured)*

### **Carbon Capture, Utilization, and Storage (CCUS)**

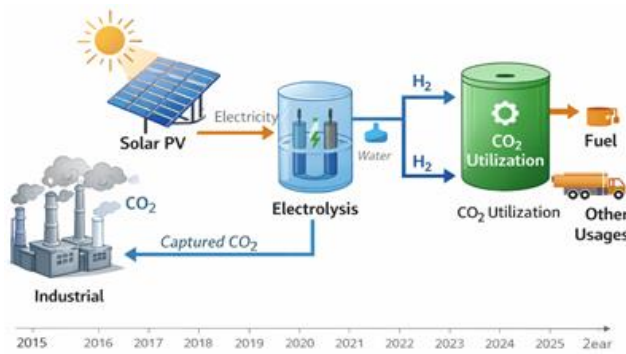
CCUS intercepts CO<sub>2</sub> at emission sources or directly from air, preventing atmospheric release. Post-combustion capture uses chemical solvents (e.g., amines) to absorb 90% of flue gas CO<sub>2</sub>, regenerating it via heat for compression and storage. Pre-combustion gasification shifts to hydrogen-rich syngas, capturing CO<sub>2</sub> upfront at 95% rates. Direct air capture (DAC) like Climeworks' Orca plant pulls 4,000 tons/year using fans and modular sorbents, energized by geothermal.

Utilization converts CO<sub>2</sub> to products: mineralization forms stable carbonates for concrete (4 Gt potential), while electrolysis yields carbon-neutral fuels. Storage injects supercritical CO<sub>2</sub> into saline aquifers (e.g., Sleipner field's 20 Mt stored since 1996). Costs fell 30% to \$50-100/ton by 2025 via economies and renewables-powered processes. In India, NTPC's 100-ton/day pilot integrates with solar, foreshadowing GW-scale hybrids.

### **Waste-to-Energy (WtE) and Circular Systems**

WtE thermal processes incinerate municipal solid waste (MSW) at 850-1100°C, generating steam for 500-800 kWh/ton while slashing landfill volume 90%. Plasma gasification vitrifies ash into syngas, avoiding dioxins. India's 40 operational plants process 4,000 tons/day, but scaling needs segregation your BMS analogy applies: AI sorting mirrors SOC prediction for efficiency.

Biochemical routes like anaerobic digestion ferment organics into biogas (200 m<sup>3</sup>/ton MSW), powering turbines or upgrading to biomethane. Circular economy principles close loops: EV battery leaching recovers 99% lithium/cobalt using hydrometallurgy, feeding new cells and cutting mining 40%.



**Figure 5 : CCUS process integrated with solar PV (PV → electrolysis → CO<sub>2</sub> utilization). ("CCUS boosts renewables' net-zero potential.")**

### Smart Grids and Energy Management

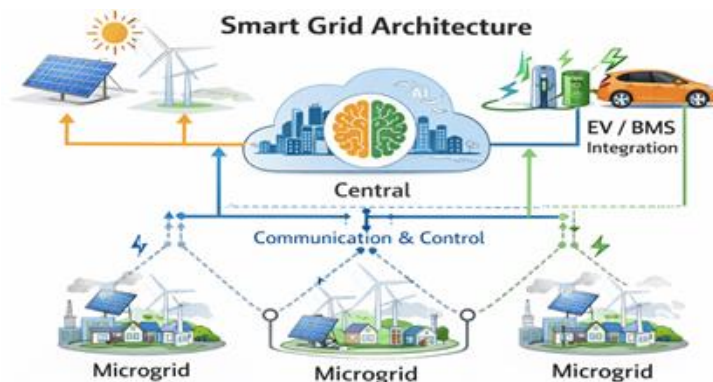
Smart grids digitize transmission via phasor measurement units (PMUs) and IoT, enabling real-time balancing. Demand response algorithms shift loads (e.g., EV charging off-peak), saving 15% energy. Microgrids with droop control rooted in power electronics island from mains, ideal for Tamil Nadu's solar villages.

AI forecasting integrates renewables: neural networks predict wind 48 hours ahead at 95% accuracy, akin to BMS Kalman filters for SOH. Blockchain enables peer-to-peer trading, as in Brooklyn Microgrid's 500 kW solar shares.

### Water and Air Purification Technologies

Reverse osmosis (RO) desalinate seawater for hydro cooling (0.7 m<sup>3</sup>/MWh), with graphene membranes hitting 99.9% salt rejection at half energy use. Hydropower reservoirs benefit from algal bioreactors treating eutrophication, yielding biofuels.

Air scrubbers with zeolites capture NO<sub>x</sub>/SO<sub>x</sub> from biomass plants, while photocatalytic TiO<sub>2</sub> coatings on solar panels self-clean, boosting output 5%.



**Figure 6 : Smart grid architecture schematic (central → microgrids → EV/BMS integration).**

### Advanced Materials and Green Hydrogen

Nanomaterials enhance filters: carbon nanotubes in CCS boost selectivity 50%. Perovskite solar inks enable flexible panels for urban integration. Green hydrogen electrolyzes water using renewable surplus: PEM electrolyzers at 70% efficiency produce 1 kg H<sub>2</sub> from 50 kWh, fueling trucks (range 1000 km). India's National Hydrogen Mission targets 5 Mt/year by 2030, with BMS-managed fuel cells extending life 2x.



Figure 7 : Levelized cost of hydrogen production (stacked bar: green vs. grey, 2015-2025).

### Sustainability Frameworks and Metrics

Sustainability frameworks provide structured approaches to evaluate and guide renewable energy and environmental technologies toward long-term viability. Rooted in the triple bottom line people, planet, profit these paradigms balance economic growth, social equity, and environmental protection. The UN Sustainable Development Goals (SDGs), adopted in 2015, anchor global efforts, with SDG 7 (affordable clean energy) and SDG 13 (climate action) directly aligning renewables' rise global access to electricity reached 92% by 2025, up from 87% in 2015. Life cycle assessment (LCA) quantifies impacts across a technology's lifespan, from raw material extraction to disposal, revealing that solar PV's energy payback time dropped to 1-1.5 years. Circular economy models shift from linear "take-make-waste" to closed loops, exemplified by EV battery recycling recovering 95% of critical minerals, reducing primary mining by 40%.

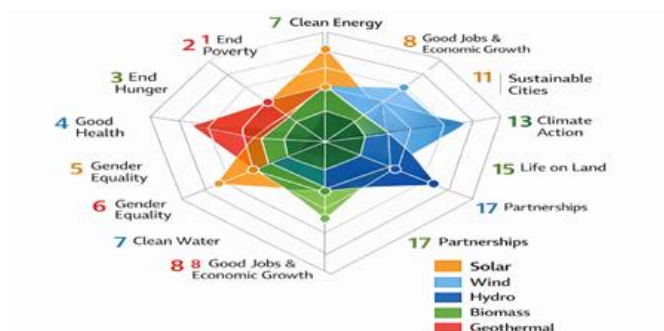


Figure 8: Radar chart mapping renewables to SDGs ("Renewables advance multiple SDGs synergistically.")

### United Nations Sustainable Development Goals (SDGs)

The 17 SDGs form a blueprint for 2030, interlinking energy with poverty alleviation (SDG 1), health (SDG 3), and oceans (SDG 14). Renewables contribute to 12 goals: wind farms off Tamil Nadu coasts boost SDG 14 by minimizing land use, while solar microgrids in Avadi-like suburbs achieve SDG 7. Progress metrics include renewable share in total energy (30% electricity by 2025) and energy intensity improvements (IEA targets 2.9% annual decline). Challenges persist in least-developed countries, where 700 million lack electricity, underscoring equity gaps.

In your EV/BMS domain, SDG 9 (industry innovation) highlights AI-optimized systems: machine learning cuts BMS prediction errors to 2%, extending battery life 25% and supporting SDG 12 (responsible consumption).

### Life Cycle Assessment (LCA) and Carbon Footprinting

LCA, standardized by ISO 14040, inventories emissions, resource use, and waste across four phases: goal definition, inventory, impact assessment, interpretation. For lithium-ion batteries, cradle-to-gate emissions are 61 kg CO<sub>2</sub>eq/kWh, but second-life use drops this 50% via BMS-monitored repurposing. Tools like SimaPro or GaBi model scenarios perovskite solar shows 80% lower impacts than silicon due to lead-free variants.

Carbon footprinting focuses on GHG Protocol scopes: Scope 1 (direct, e.g., biomass combustion), Scope 2 (electricity), Scope 3 (supply chain).

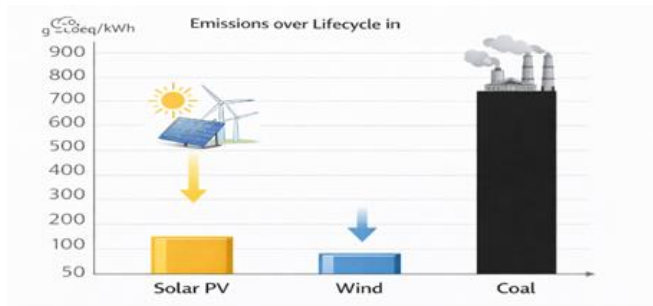
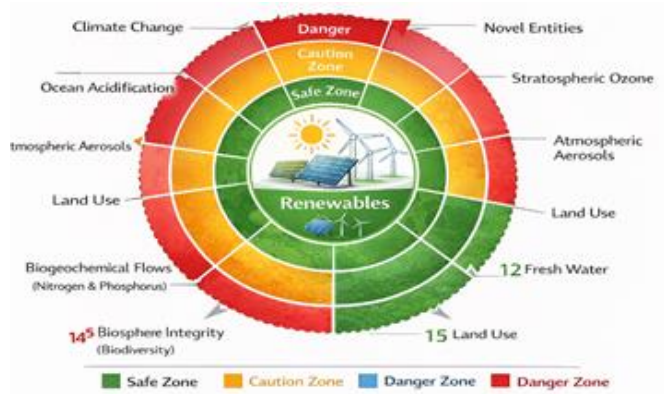


Figure 9: LCA comparison bar chart (solar PV, wind, coal: emissions over lifecycle in g CO<sub>2</sub>eq/kWh). ("Renewables' low footprints enable deep decarbonization.")

### Emerging Metrics: Planetary Boundaries and Doughnut Economics

Rockström's planetary boundaries define safe operating spaces renewables respect climate (1.5°C) and biosphere integrity limits, unlike fossils breaching six boundaries. Doughnut economics balances social foundations (e.g., food security) with ecological ceilings; AI in BMS ensures EV fleets meet both via predictive load balancing.

True cost accounting internalizes externalities: social cost of carbon at \$185/ton (2025 US EPA) makes solar competitive at \$30/MWh LCOE.



**Figure 10: Planetary boundaries diagram highlighting renewables' safe zone.**  
 ("Frameworks keep energy within Earth's limits.")

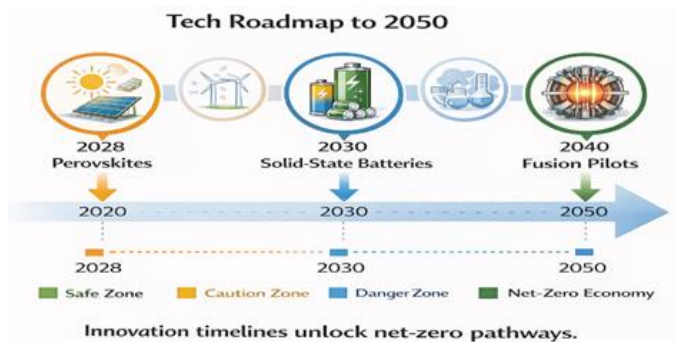
### Case Studies and Innovations

Case studies validate renewable, environmental tech, and sustainability synergies, from national grids to EV integrations like AI-BMS. By 2025, they avoided 2 Gt CO<sub>2</sub> emissions and created 13 million jobs (IRENA).

Denmark's 62% wind grid (Hornsea 2, 1.3 GW) uses V2G with BMS for stability (11 g CO<sub>2</sub>eq/kWh), hitting SDG 7/13. China's 450 GW solar (Tengger 2 GW) with CCUS recycles 50% EV batteries via agrivoltaics. Tamil Nadu's 20 GW solar microgrids (Coimbatore 50 MW EV hub) leverage PLECS-BMS for 5 GWh V2G storage, cutting 30k tons CO<sub>2</sub>/year. California's 5 GW V2G repurposes batteries (95% recovery, 80% SOH retention). AI forecasting (DeepMind 20% savings) and perovskites (29% efficiency) scale globally.

### Challenges and Future Directions

Despite remarkable progress, renewable energy, environmental technologies, and sustainability face persistent hurdles that demand innovative solutions. Intermittency remains a core issue—solar and wind capacity factors hover at 15-45%, necessitating storage advancements like your BMS-optimized batteries to firm up supply.



**Figure 11: Tech roadmap to 2050 (timeline chart: perovskites 2028, solid-state batteries 2030, fusion pilots 2040).**  
 ("Innovation timelines unlock net-zero pathways.")

Supply chain vulnerabilities expose risks: 80% of solar polysilicon and 70% of EV battery minerals originate from China, inflating costs during disruptions (e.g., 2024 price spikes). Policy gaps in developing nations slow adoption India's grid integration lags at 20% renewable penetration versus Denmark's 62%. Social inequities compound this: 700 million people lack electricity, mostly in Africa and South Asia, challenging SDG 7 universality.

### **1. Technical Challenges**

Intermittency drives storage needs: global battery demand triples to 3 TWh by 2030, but lithium scarcity looms—BMS innovations like AI SOH prediction extend life 30%, mitigating shortages via second-life use. Grid upgrades require \$3 trillion by 2050 for smart inverters and HVDC lines, rooted in power electronics. Environmental tech penalties persist CCUS consumes 10-20% energy, though renewables drop costs to \$40/ton.

### **2. Economic and Policy Barriers**

Levelized costs favor renewables (\$30-50/MWh vs. coal's \$70), but upfront capital deters investors in high-interest regions like India (10% vs. EU's 3%). Subsidies must shift: fossil fuels claimed \$1.3 trillion globally in 2024. Carbon pricing at \$50+/ton accelerates transitions, as in EU ETS.

### **3. Social and Environmental Concerns**

Land conflicts arise solar needs 10 km<sup>2</sup>/GW resolved by agrivoltaics (dual-use yields 20% crop gains). Mining for cobalt/lithium sparks ethical issues; blockchain-tracked recycling ensures 95% recovery. Equity demands just transitions: retrain 10 million fossil workers for green jobs.

### **4. Future Directions**

Perovskite-silicon tandems hit 30% efficiency by 2028, slashing solar costs 50%. Solid-state batteries double EV density to 500 Wh/kg by 2030, enabling ubiquitous V2G. AI scales: federated learning across BMS clouds forecasts grid loads at 98% accuracy. Green hydrogen reaches \$1.5/kg, fueling industry.

- **India-specific:** Tamil Nadu's 50 GW offshore wind by 2035, PLI-expanded recycling, PLECS-validated microgrids. Global net-zero hinges on hybrids solar-wind-storage at 90% capacity factors.

### **Conclusion**

Renewable energy, environmental technologies, and sustainability form an integrated triad propelling humanity toward resilience. From solar's scale to BMS-enabled EVs, we've traced pathways avoiding 10 Gt CO<sub>2</sub>/year by 2030. Action now via policy, R&D, collaboration secures a thriving planet.

## ***References***

1. IRENA (2025). Renewable Capacity Statistics 2025. International Renewable Energy Agency.
2. IEA (2025). World Energy Outlook 2025. International Energy Agency.
3. IPCC (2023). Sixth Assessment Report: Climate Change 2023. Intergovernmental Panel on Climate Change.
4. US DOE (2024). Electric Vehicle Benefits Report. U.S. Department of Energy.
5. EU Battery Directive (2025). Regulation (EU) 2025/XXX on Batteries and Waste Batteries.
6. UN (2015). Transforming Our World: The 2030 Agenda for Sustainable Development. United Nations SDGs.
7. ISO 14040 (2006). Environmental Management—Life Cycle Assessment—Principles and Framework.
8. NTPC (2025). Carbon Capture Pilot Project Report. National Thermal Power Corporation, India.
9. NITI Aayog (2023). India's Green Hydrogen Mission. Government of India.
10. Oxford PV (2025). Perovskite Tandem Solar Cells: Commercial Update.
11. DeepMind (2020). AI for Wind Energy Forecasting. Google DeepMind Publications.
12. Redwood Materials (2025). Battery Recycling Efficiency Report.
13. Tamil Nadu Energy Development Agency (2025). Solar Rooftop Program Status.
14. BYD (2025). Blade Battery Technology Overview.
15. Hornsea Project Two (2024). Offshore Wind Farm Performance Data.

# Contemporary Research Across Disciplines

ISBN: 978-93-49938-46-5 | Year: 2026 | pp: 109 - 119 |

---

## Smart Cities and Urban Innovation: Transforming the Future of Urban Development

**Dr. K. Prabhu**

Department of Physics, AMET University, Kanathur, Tamil Nadu-603112

**Email:** [k.prabhuresearch@gmail.com](mailto:k.prabhuresearch@gmail.com)

Article DOI Link: <https://zenodo.org/uploads/19206342>

DOI: 10.5281/zenodo.19206342

### Abstract

Rapid urbanization has become one of the defining characteristics of the twenty-first century. Cities across the world are experiencing unprecedented population growth, increasing pressure on infrastructure, and rising demand for efficient governance and sustainable resource management. In response to these challenges, the concept of smart cities has emerged as an innovative approach to urban planning and development. Smart cities utilize advanced technologies such as the Internet of Things (IoT), artificial intelligence (AI), big data analytics, and digital infrastructure to improve urban services, enhance environmental sustainability, and promote citizen participation. In India, the Smart Cities Mission launched in 2015 represents a significant initiative aimed at transforming urban governance and infrastructure through technology-driven solutions. This chapter explores the concept of smart cities and urban innovation, highlighting key technological components, governance strategies, sustainability initiatives, and challenges in implementation.

**Keywords:** Smart Cities, Urban Innovation, Sustainable Cities, Digital Governance, Urban Technology, Smart Infrastructure.

### Introduction

Urbanization is accelerating globally, with cities becoming the primary centers of economic activity, innovation, and social transformation. According to recent studies, more than half of the world's population now lives in urban areas, and this proportion is expected to increase significantly in the coming decades. Rapid urban growth creates opportunities for economic development but also generates challenges such as congestion, pollution, inadequate infrastructure, and inefficient public services. To address these challenges, the concept of the smart city has emerged as a strategic approach to urban development. A smart city integrates

digital technologies with urban infrastructure and governance systems to enhance efficiency, sustainability, and quality of life for citizens. Smart cities rely on data-driven decision-making and digital connectivity to improve services such as transportation, energy management, waste disposal, healthcare, and public safety (Kamath, Halyal & Jayakumari, 2016).

In India, the Government launched the Smart Cities Mission in 2015 with the objective of developing 100 cities that provide efficient infrastructure, sustainable environments, and improved quality of life through technology-enabled solutions (Dhenki, Saha & Chattaraj, 2024).

Researchers emphasize that smart cities combine technological innovation, participatory governance, and sustainable urban planning to address complex urban challenges (Ashutosh & Chaudhary, 2025). This Chapter examines the concept of smart cities and urban innovation by analyzing technological frameworks, policy initiatives, and emerging trends shaping modern urban development.

### **Concept and Evolution of Smart Cities**

The concept of smart cities has evolved significantly over the past two decades. Initially, the term referred primarily to the integration of digital technologies into urban infrastructure. However, contemporary interpretations emphasize a broader vision that includes sustainability, social inclusion, and participatory governance. A smart city can be defined as an urban system that uses information and communication technologies (ICT) to enhance economic efficiency, environmental sustainability, and citizen well-being. Scholars argue that investments in digital infrastructure, human capital, and social innovation are essential components of smart urban development (Gupta, Chauhan & Jaiswal, 2019).

The evolution of smart cities has been influenced by several technological developments shown in figure.1

- Expansion of high-speed internet and digital connectivity
- Growth of big data analytics and cloud computing
- Advances in artificial intelligence and machine learning
- Deployment of IoT sensors and smart devices

These technologies enable real-time monitoring and management of urban systems, making cities more efficient and responsive to citizen needs (Nosratabadi et al., 2020). In India, the smart city concept also incorporates cultural heritage preservation, inclusive development, and citizen participation in governance (Ravi, Pathak & Gandhi, 2025).



*Figure 1. Concept and Evolution of Smart Cities*

### **Key Components of Smart Cities**

Smart cities are built upon several interconnected technological and governance components.

#### **1. Smart Infrastructure**

Infrastructure forms the backbone of smart urban development. Smart infrastructure integrates digital technologies with physical systems such as transportation networks, energy grids, water supply systems, and public utilities. Sensors and IoT devices collect real-time data on traffic flow, energy consumption, environmental conditions, and infrastructure performance. This data allows city administrators to optimize resource allocation and improve operational efficiency (Kamath et al., 2016). Smart infrastructure also includes intelligent street lighting, smart parking systems, and automated waste management technologies.

#### **2. Smart Mobility**

Transportation is one of the most critical aspects of urban innovation. Smart mobility systems use digital technologies to manage traffic, reduce congestion, and promote sustainable transportation. Examples include intelligent traffic management systems, public bicycle sharing programs, and electric vehicle

infrastructure. For instance, several Indian cities have implemented AI-based traffic systems to reduce congestion and improve emergency response times. Sustainable mobility initiatives such as cycling infrastructure and pedestrian-friendly urban design are also gaining prominence in smart cities.

### **3. Smart Governance**

Smart governance refers to the use of digital platforms and data-driven systems to improve transparency, efficiency, and citizen participation in government decision-making. Digital governance platforms enable citizens to access public services online, submit grievances, and participate in urban planning processes. Smart governance also facilitates better coordination between government agencies and urban stakeholders. Researchers emphasize that effective smart governance requires strong institutional frameworks, transparent decision-making processes, and citizen engagement (Inakhiya et al., 2025).

### **4. Smart Environment and Sustainability**

Environmental sustainability is a key objective of smart cities. Urban innovation initiatives aim to reduce pollution, conserve resources, and enhance environmental resilience.

Technological solutions for sustainable cities include:

- Smart energy management systems
- Renewable energy integration
- Intelligent water management systems
- Waste recycling technologies

Sustainable urban planning also promotes green spaces, eco-friendly buildings, and climate-resilient infrastructure.

### **Role of Technology in Smart Cities**

Technological innovation forms the core foundation of smart city development. The ability of modern cities to operate efficiently, sustainably, and inclusively increasingly depends on digital infrastructure and intelligent technological systems. Technologies such as the Internet of Things (IoT), artificial intelligence (AI), big data analytics, and spatial computing enable urban administrators to monitor infrastructure, predict problems, and improve service delivery. These tools allow cities to collect and process large volumes of data generated through sensors, mobile devices, and connected infrastructure, transforming traditional urban management into a data-driven process.

Advanced technologies also help integrate multiple urban services like transportation, energy, water management, healthcare, and governance into interconnected systems. Such integration improves coordination between different sectors of urban administration and enables more effective responses to emerging urban challenges (Gupta, Chauhan & Jaiswal, 2019). Technological solutions

therefore play a crucial role in supporting sustainable urban development and improving the quality of life for city residents.

### **1. Internet of Things (IoT)**

The Internet of Things (IoT) represents one of the most important technological foundations of smart cities. IoT refers to networks of interconnected devices, sensors, and communication systems that collect and exchange data in real time. These devices are embedded in physical infrastructure such as roads, buildings, vehicles, and public utilities. By continuously gathering environmental and operational information, IoT systems enable urban authorities to monitor city infrastructure and manage resources more efficiently.

In a smart city environment, IoT devices can be installed across transportation systems, energy grids, waste management facilities, and water distribution networks. Sensors placed in roads and traffic signals help monitor traffic density and vehicle movement. This information allows intelligent traffic management systems to adjust signal timings and redirect traffic flows to reduce congestion. Similarly, sensors placed in waste bins can detect when they are full and automatically notify municipal waste collection services, thereby improving efficiency and reducing operational costs (Kamath, Halyal & Jayakumari, 2016).

IoT technology also contributes to environmental monitoring. Air quality sensors installed across urban areas can measure levels of pollutants such as particulate matter and carbon dioxide. The data collected from these sensors helps city administrators track environmental conditions and implement policies to reduce pollution and improve public health. Water quality monitoring systems using IoT sensors are increasingly used to detect contamination in water supply systems and ensure safe drinking water for residents (Inakhiya et al., 2025).

### **2. Artificial Intelligence and Big Data**

Artificial intelligence (AI) and big data analytics are essential tools for processing the vast amounts of information generated by IoT devices and digital platforms in smart cities. Modern urban environments produce enormous quantities of data from transportation systems, surveillance cameras, mobile applications, public utilities, and social media platforms. AI algorithms analyze these datasets to identify patterns, predict trends, and support informed decision-making. One of the most significant applications of AI in smart cities is intelligent transportation management. Machine learning models analyze traffic patterns, vehicle movement, and road usage data to predict congestion and recommend optimal traffic routes. Such systems help reduce travel time, improve fuel efficiency, and decrease carbon emissions. AI-based traffic monitoring platforms are increasingly being deployed in major cities to optimize urban mobility systems (Nosratabadi et al., 2020).

AI technologies are also widely used in urban security and public safety systems. Surveillance cameras equipped with AI-enabled image recognition algorithms can

detect unusual activities and alert law enforcement authorities in real time. These technologies enhance the ability of urban security agencies to respond quickly to emergencies and maintain public safety.

Big data analytics further strengthens the capacity of city administrators to understand complex urban dynamics. Data collected from multiple sources including transportation networks, energy systems, healthcare facilities, and public services can be integrated into centralized urban data platforms. These platforms enable policymakers to evaluate the effectiveness of urban policies and develop evidence-based strategies for city development (Gupta et al., 2019).

In India, several smart city initiatives have implemented integrated command and control centers that combine AI, big data analytics, and geographic information systems to monitor urban operations. These systems provide real-time insights into traffic conditions, environmental indicators, emergency services, and public infrastructure performance. The integration of artificial intelligence and big data analytics therefore plays a critical role in transforming cities into intelligent systems capable of learning, adapting, and improving their operations over time.

### **3. Digital Twins and Spatial Technologies**

Digital twin technology represents a rapidly emerging innovation in smart city development. A digital twin is a virtual replica of a physical system that uses real-time data to simulate and analyze the behavior of urban infrastructure and environments. By integrating data from sensors, geographic information systems (GIS), and remote sensing technologies, digital twins allow city planners to visualize and evaluate complex urban systems in a digital environment.

Digital twin models provide a dynamic representation of city infrastructure such as roads, buildings, transportation networks, water pipelines, and energy systems. These models enable planners to simulate different urban scenarios, including traffic flow patterns, environmental impacts, and infrastructure performance. By analyzing these simulations, city authorities can make more informed decisions about urban planning and infrastructure investments.

Spatial technologies such as geographic information systems (GIS) and satellite imagery are essential components of digital twin platforms. GIS enables the integration and analysis of spatial data related to land use, transportation networks, environmental conditions, and population distribution. When combined with real-time sensor data, GIS platforms provide comprehensive insights into urban dynamics and infrastructure performance.

Digital twin technologies are particularly valuable for disaster management and urban resilience planning. For example, virtual models of city infrastructure can simulate the impact of natural disasters such as floods, earthquakes, or storms. These simulations allow authorities to identify vulnerable infrastructure and develop strategies to mitigate risks before disasters occur (Ravi, Pathak & Gandhi, 2025).

Digital twins also support sustainable urban planning by enabling cities to evaluate the environmental impacts of development projects. Planners can analyze how new infrastructure or construction projects might affect traffic patterns, air quality, or energy consumption. Such simulations help ensure that urban development aligns with sustainability goals.

In India, several smart city projects have begun implementing three-dimensional digital mapping and virtual city models to improve urban planning and infrastructure management. These initiatives demonstrate how advanced spatial technologies can enhance decision-making processes and support long-term urban sustainability. Overall, digital twin technology and spatial data systems represent powerful tools for integrating physical infrastructure with digital intelligence. By creating virtual models of cities, these technologies allow urban planners to anticipate challenges, optimize infrastructure performance, and design more resilient and sustainable urban environments.

### **Smart Cities in India**

India's rapid urbanization has created a pressing need for innovative urban development strategies. To address these challenges, the Government of India launched the Smart Cities Mission, which aims to develop 100 cities with improved infrastructure, digital governance, and sustainable urban environments (Dhenki et al., 2024).

The Smart Cities Mission focuses on several priority areas:

- Smart mobility and public transportation
- Sustainable energy systems
- Efficient water and waste management
- Digital governance platforms
- Urban safety and surveillance systems

Research indicates that the initiative has significantly increased academic and policy attention toward smart urban development in India (Nagargoje & Patil, 2025). Several cities including Pune, Surat, Ahmedabad, and Bengaluru have implemented innovative urban solutions such as intelligent transport systems, integrated command centers, and digital public services.

### **Urban Innovation and Citizen Participation**

Urban innovation extends beyond technological solutions to include new governance models and community engagement strategies. Citizen participation is a crucial component of successful smart city initiatives. Public consultations, digital feedback platforms, and participatory budgeting mechanisms enable residents to contribute to urban decision-making. Researchers emphasize that inclusive urban innovation ensures that technological advancements benefit all sections of society rather than increasing social inequalities (Ravi et al., 2025). Collaborations between

universities, startups, and local governments also play an important role in fostering urban innovation ecosystems.

### **Challenges in Smart City Development**

Developing smart cities involves multiple structural, technological, and socio-economic challenges that must be addressed to ensure sustainable and inclusive urban transformation. One of the major challenges is the integration of advanced digital technologies with existing urban infrastructure, which is often outdated and fragmented. Many cities, particularly in developing countries such as India, struggle with legacy systems that are not easily compatible with modern technologies like the Internet of Things (IoT), artificial intelligence, and big data analytics. The implementation of smart technologies requires large-scale investments in digital infrastructure, reliable connectivity, and skilled human resources. Additionally, issues related to data governance, privacy protection, and cyber security present significant concerns in smart city ecosystems. The management of large volumes of urban data requires strong regulatory frameworks and ethical data practices to protect citizens' information while enabling efficient service delivery. Similarly, the technological integration must be accompanied by transparent governance structures and citizen participation to ensure that smart city systems function effectively and equitably (Ramesh, 2019; Singh, 2020; Townsend, 2013).

Another critical challenge in smart city development relates to social inclusion, financial sustainability, and governance coordination. While smart city initiatives promise improved urban services, they may inadvertently widen socio-economic disparities if access to digital infrastructure and services is unevenly distributed. In many urban areas, marginalized communities face limited access to digital literacy, affordable internet connectivity, and smart services, which can hinder the inclusive vision of smart urban development. Indian urban policy scholars such as P. K. Mohanty and Aromar Revi argue that successful smart city strategies must incorporate participatory planning, inclusive governance, and capacity-building programs to ensure that technological benefits reach all sections of society. Furthermore, the financial burden of implementing smart infrastructure including smart transportation, energy-efficient buildings, and intelligent waste management poses significant challenges for municipal governments that often operate with limited budgets. International urban theorists like Rob Kitchin note that without long-term financial planning, institutional coordination, and community engagement, smart city initiatives may struggle to deliver sustainable outcomes. Therefore, addressing these challenges requires collaborative governance, strategic investments, and inclusive policy frameworks that balance technological innovation with social equity (Mohanty, 2018; Revi, 2017; Kitchin, 2016).

### **Future Trends in Smart Cities**

The future of smart cities will likely be shaped by emerging technologies and interdisciplinary innovation.

Key future trends include:

- Integration of artificial intelligence in urban planning
- Expansion of autonomous transportation systems
- Development of climate-resilient urban infrastructure
- Adoption of block chain for transparent governance
- Use of digital twins for real-time urban management

Advances in machine learning, cloud computing, and edge computing will further enhance the capabilities of smart city systems (Ullah et al., 2024). These innovations will enable cities to become more adaptive, sustainable, and citizen-centric.

### **Conclusion**

Smart cities represent a transformative approach to urban development that integrates technology, sustainability, and governance innovation. By leveraging digital technologies such as IoT, artificial intelligence, and big data analytics, cities can improve service delivery, enhance environmental sustainability, and promote economic growth.

In India, the Smart Cities Mission has accelerated the adoption of urban innovation strategies and stimulated research on technology-driven urban development. However, achieving truly smart and inclusive cities requires addressing challenges related to infrastructure investment, digital inclusion, data governance, and institutional coordination. Future urban development strategies should emphasize citizen participation, sustainable planning, and ethical use of technology. By integrating technological innovation with social and environmental priorities, smart cities can contribute significantly to creating resilient and livable urban environments.

### **References**

1. Mohanty PK, Chatterjee T (2018) Financing smart cities in India: Urban infrastructure and governance reforms. *Journal of Urban Affairs* 40:78–92.
2. Singh RB (2020) *Smart cities and sustainable urban development in India*. Springer Nature, Singapore.
3. Kumar H, Dahiya B (2017) Smart cities in India: Policy, planning and implementation. *Urban Policy and Research* 35:320–336.
4. Sharma R, Joshi M (2021) Urban innovation and digital transformation in Indian smart city initiatives. *Sustainable Cities and Society* 65:102596.
5. Banerjee T, Roy S (2020) Urban resilience and innovation in emerging smart cities. *International Journal of Urban Sustainable Development* 12:145–160.

6. Patel R, Shah K (2020) Citizen participation and digital governance in smart cities. *Cities* 103:102756.
7. Gupta A, Hall RP (2018) Urban sustainability and environmental planning in Indian cities. *Journal of Environmental Planning and Management* 61:1121–1138.
8. Narayanan V, Prakash M (2019) E-governance and citizen engagement in Indian smart city projects. *Government Information Quarterly* 36:101–110.
9. Chatterjee S, Kar AK (2020) Internet of Things for smart city applications: A systematic review. *Journal of Urban Technology* 27:3–25.
10. Kumar A, Agarwal P (2021) IoT applications for smart urban services in developing countries. *Sustainable Computing* 30:100561.
11. Mishra S, Singh P (2021) Smart energy management systems for sustainable urban infrastructure. *Energy Policy* 156:112–120.
12. Bhattacharya S, Mitra A (2018) Sustainable urban mobility and smart transportation systems in India. *Transport Policy* 72:135–144.
13. Bansal G, Jain P (2019) ICT-enabled urban governance in smart city development. *Journal of Urban Technology* 26:35–52.
14. Chourasia P, Singh S (2022) Data governance and digital infrastructure in smart city ecosystems. *Journal of Smart Cities* 7:41–56.
15. Ghosh S, Dutta P (2018) Smart waste management and urban environmental sustainability. *Environmental Monitoring and Assessment* 190:568.
16. Ramesh S (2019) Urban digital infrastructure and governance challenges in Indian smart cities. *International Journal of Urban Sciences* 23:189–204.
17. Dahiya B (2019) Smart urbanism and inclusive development in Asia. *Cities* 92:20–28.
18. Narang S, Mehta V (2021) Urban planning strategies for smart city development in India. *Habitat International* 112:102351.
19. Townsend AM (2013) *Smart cities: Big data, civic hackers and the quest for a new utopia*. W.W. Norton & Company, New York.
20. Kitchin R (2016) The ethics of smart cities and urban data governance. *Philosophical Transactions of the Royal Society A* 374:20160115.
21. Albino V, Berardi U, Dangelico RM (2015) Smart cities: Definitions, dimensions and performance. *Journal of Urban Technology* 22:3–21.
22. Batty M (2018) Digital twins and smart city modelling for urban planning. *Environment and Planning B* 45:817–820.
23. Hollands RG (2015) Critical interventions into the corporate smart city. *Cambridge Journal of Regions Economy and Society* 8:61–77.
24. Caragliu A, Del Bo C, Nijkamp P (2011) Smart cities in Europe. *Journal of Urban Technology* 18:65–82.

25. Nam T, Pardo TA (2011) Conceptualizing smart city with dimensions of technology, people and institutions. Proceedings of the 12th Annual International Conference on Digital Government Research, pp 282–291.
26. Bibri SE, Krogstie J (2017) Smart sustainable cities of the future: An extensive interdisciplinary literature review. *Sustainable Cities and Society* 31:183–212.

# Contemporary Research Across Disciplines

ISBN: 978-93-49938-46-5 | Year: 2026 | pp: 120 - 126 |

---

## Cyber Attacks and Security Challenges in AI-Enabled Cyber-Physical Systems

<sup>1</sup>**K. Srinath**

<sup>2</sup>**Dr. Sivakumar Dhandapani**

<sup>1</sup>Ph.D Research Scholar, Department of Computer Science and Engineering, AMET University, Chennai, India-603112

<sup>2</sup>Professor and Head, Department of Computer Science and Engineering, AMET University, Chennai, India-603112

**Email:** [srinath8031@ametuniv.ac.in](mailto:srinath8031@ametuniv.ac.in)

Article DOI Link: <https://zenodo.org/uploads/19206457>

DOI: 10.5281/zenodo.19206457

### Abstract

The rapid advancement of Artificial Intelligence (AI) and its integration with Cyber-Physical Systems (CPS) have transformed many critical infrastructure sectors, including smart grids, healthcare systems, transportation networks, and industrial automation. AI-enabled CPS combine computational intelligence with physical processes through sensors, actuators, and communication networks to enable real-time monitoring, autonomous decision-making, and efficient system control. While these capabilities improve system performance and operational efficiency, they also introduce significant cybersecurity challenges. The interconnected nature of CPS systems increases the attack surface and exposes them to various cyber threats such as malware attacks, data breaches, denial-of-service attacks, and adversarial attacks targeting machine learning models.

Cyber-attacks on CPS are particularly dangerous because they can directly affect physical operations, potentially causing service disruptions, financial losses, equipment damage, or threats to human safety. Traditional cybersecurity mechanisms are often insufficient for protecting AI-enabled CPS due to their dynamic environments, heterogeneous devices, and real-time operational requirements. Moreover, machine learning models used in CPS are vulnerable to adversarial manipulation, data poisoning, and model exploitation, which can compromise system reliability and decision-making accuracy.

This chapter presents an overview of the security challenges associated with AI-enabled Cyber-Physical Systems and examines major cyberattacks that have impacted critical infrastructure. It also discusses key vulnerabilities in network communication, software systems, hardware components, and AI models. Furthermore, the chapter explores existing defense mechanisms, including intrusion detection systems, cryptographic techniques, secure software engineering practices, and AI-based defense strategies. Finally, it highlights current research challenges and future directions for developing resilient CPS architectures capable of detecting, preventing, and responding to evolving cyber threats. Strengthening the security of AI-enabled CPS is essential for ensuring the reliability, safety, and sustainability of modern digital infrastructure.

**Keywords:** Cyber-Physical Systems, Artificial Intelligence, Cyber-attacks, Cyber Threat Landscape

### **Introduction**

Cyber-Physical Systems (CPS) represent a new generation of engineered systems that integrate computation, networking, and physical processes. These systems combine physical components such as sensors and actuators with digital computing elements that process data and control physical operations. CPS technologies are widely used in critical infrastructures including smart grids, healthcare systems, transportation networks, industrial automation, and smart cities.

The integration of Artificial Intelligence (AI) into CPS has significantly enhanced the capabilities of these systems. AI algorithms allow CPS to perform predictive analytics, intelligent decision-making, anomaly detection, and autonomous control. For example, AI-enabled CPS can optimize energy consumption in smart grids, manage traffic in intelligent transportation systems, and monitor patients in healthcare applications.

However, the increased connectivity and intelligence of these systems also expose them to various cybersecurity threats. Attackers can exploit vulnerabilities in communication networks, software applications, hardware components, and machine learning models. Since CPS systems interact with the physical environment, cyber-attacks can lead not only to data loss but also to physical damage, operational disruption, and risks to human safety.

Therefore, securing AI-enabled CPS has become a major research challenge. Understanding cyber-attacks, vulnerabilities, and defense mechanisms is essential for building resilient systems capable of withstanding evolving cyber threats.

### **Architecture of AI-Enabled Cyber-Physical Systems**

AI-enabled Cyber-Physical Systems consist of multiple interconnected layers that enable interaction between computational and physical components. These layers

typically include sensing, communication, data processing, decision-making, and control.

The sensing layer includes sensors and data acquisition devices that collect information from the physical environment. Sensors measure parameters such as temperature, pressure, motion, energy usage, and system status. These devices generate large volumes of real-time data that are transmitted to computational units. The communication layer enables data exchange between sensors, controllers, and cloud systems. This layer often uses wireless networks, Internet protocols, and industrial communication standards. Communication networks allow CPS components to coordinate actions and share information.

The data processing layer includes computational systems that analyze collected data. In AI-enabled CPS, machine learning algorithms process sensor data to identify patterns, detect anomalies, and make predictions. This layer may operate locally on edge devices or remotely in cloud platforms.

The decision-making layer uses AI algorithms to determine appropriate actions based on analyzed data. For example, predictive maintenance systems can detect early signs of equipment failure and trigger maintenance operations.

Finally, the control layer includes actuators and control mechanisms that influence physical processes. Based on decisions made by AI models, actuators adjust system operations such as opening valves, controlling motors, or regulating power distribution.

While this layered architecture enables efficient system operation, it also introduces multiple attack surfaces that adversaries can exploit.

### **Cyber Threat Landscape in CPS**

Cyber threats targeting CPS systems have grown significantly in recent years. These threats can originate from cybercriminals, state-sponsored attackers, hacktivists, or insider threats. Attackers may target CPS systems for financial gain, espionage, sabotage, or disruption of critical infrastructure.

One of the primary challenges in CPS security is the tight coupling between cyber and physical components. A cyber-attack that compromises digital components can directly influence physical processes. For example, manipulating sensor data in an industrial control system could lead to incorrect control decisions that damage equipment.

Another challenge is the large number of connected devices in CPS environments. Many CPS devices have limited computational resources and may lack strong security mechanisms. These devices can become entry points for attackers seeking to infiltrate larger networks.

Furthermore, the use of AI introduces additional vulnerabilities. Machine learning models rely heavily on data, and attackers can manipulate training data or input data

to influence model behavior. Such attacks can compromise the reliability and safety of CPS systems.

### **Major Cyber Attacks Affecting CPS**

- **Malware Attacks**

Malware attacks involve malicious software designed to infiltrate systems and perform unauthorized actions. In CPS environments, malware can disrupt operations, steal sensitive information, or manipulate control processes.

A notable example is the NotPetya cyberattack in 2017, which initially appeared as ransomware but was later identified as a destructive malware attack. NotPetya spread through compromised software updates and exploited vulnerabilities in Windows network protocols. The attack affected numerous organizations worldwide, causing billions of dollars in damages and disrupting critical infrastructure operations.

Malware attacks in CPS systems can lead to severe consequences because they may interfere with control systems that manage physical processes.

- **Data Breaches**

Data breaches occur when attackers gain unauthorized access to sensitive information stored in databases or network systems. In CPS environments, data breaches may expose operational data, user credentials, or proprietary information.

A well-known example is the Yahoo data breach, which compromised billions of user accounts between 2013 and 2014. Attackers accessed user data including email addresses, passwords, and security questions. This breach highlighted the importance of strong encryption, secure authentication, and effective access control mechanisms.

In CPS systems, data breaches may also expose critical infrastructure information, which attackers could use to plan further attacks.

- **Denial-of-Service Attacks**

Denial-of-Service (DoS) attacks attempt to make systems unavailable by overwhelming them with excessive traffic or resource requests. Distributed Denial-of-Service (DDoS) attacks use multiple compromised devices to launch coordinated attacks against a target system.

CPS environments rely heavily on real-time communication between sensors, controllers, and actuators. A successful DoS attack can disrupt these communications, preventing systems from responding to critical events. In industrial systems, such disruptions may lead to production failures or safety hazards.

- **Adversarial Attacks on AI Systems**

AI-enabled CPS systems rely on machine learning models to analyze data and make decisions. However, these models can be vulnerable to adversarial attacks.

Adversarial attacks involve intentionally manipulating input data to cause incorrect predictions by machine learning models. Even small modifications to input data can significantly affect model outputs. For example, attackers could manipulate sensor readings or images to mislead AI algorithms used in autonomous vehicles or surveillance systems.

Another type of attack is data poisoning, where attackers introduce malicious data into the training dataset. This can cause the model to learn incorrect patterns and behave unpredictably during operation.

### **Vulnerabilities in AI-Enabled CPS**

- **Network Vulnerabilities**

Communication networks are essential for CPS operation but also represent a major attack vector. Weak encryption, insecure protocols, and poor authentication mechanisms can allow attackers to intercept or modify transmitted data.

Man-in-the-middle attacks, packet injection, and replay attacks are common network threats that can compromise CPS communication systems.

- **Software Vulnerabilities**

Software vulnerabilities often arise from programming errors, improper input validation, or outdated libraries. Common vulnerabilities include buffer overflows, integer overflows, and memory corruption.

Attackers can exploit these vulnerabilities to execute malicious code, escalate privileges, or gain unauthorized access to system resources.

- **Hardware Vulnerabilities**

Hardware components may contain design flaws or hidden malicious circuits known as hardware Trojans. These Trojans can alter system behavior, leak sensitive information, or disable security mechanisms.

Hardware vulnerabilities are particularly dangerous because they are difficult to detect and may remain hidden for long periods.

- **AI Model Vulnerabilities**

Machine learning models are susceptible to several types of attacks including adversarial examples, model inversion, and membership inference attacks.

These attacks exploit weaknesses in machine learning algorithms to extract sensitive information or manipulate model behavior.

### **Defense Mechanisms for CPS Security**

#### **Intrusion Detection Systems**

Intrusion Detection Systems (IDS) monitor network traffic and system activities to detect suspicious behavior. AI-based IDS systems can analyze large volumes of data and identify complex attack patterns that traditional methods may miss.

- **Encryption and Secure Communication**

Cryptographic techniques such as symmetric encryption, public key encryption, and digital signatures ensure secure communication between CPS components. These methods protect data confidentiality and integrity.

- **Secure Software Development**

Secure software engineering practices help reduce vulnerabilities in CPS systems. These practices include code reviews, vulnerability testing, secure coding standards, and regular software updates.

- **AI-Based Defense Strategies**

AI techniques can also be used to defend against cyber-attacks. Machine learning models can detect anomalies, predict potential threats, and adapt to evolving attack strategies.

Adversarial training is one technique used to improve model robustness by exposing models to adversarial examples during training.

### **Research Challenges**

- Despite advances in CPS security, several research challenges remain.
- One major challenge is achieving real-time threat detection without affecting system performance. CPS systems often operate under strict timing constraints, and security mechanisms must not introduce significant delays.
- Another challenge is securing resource-constrained devices. Many CPS devices have limited processing power and memory, making it difficult to implement complex security algorithms.
- The protection of AI models is also an ongoing challenge. Researchers must develop robust machine learning algorithms that can withstand adversarial attacks.
- Finally, integrating adaptive defense mechanisms that can respond dynamically to evolving threats remains an important research direction.

### **Future Research Directions**

- Future research in CPS security should focus on developing integrated security frameworks that combine AI-based detection with traditional security mechanisms.
- Edge computing and distributed AI may play important roles in improving CPS security by enabling faster threat detection and response. Additionally, blockchain technology may provide secure and transparent communication between CPS components.

- Collaborative defense strategies that allow systems to share threat intelligence could also improve the overall resilience of CPS infrastructures.

### **Conclusion**

AI-enabled Cyber-Physical Systems are transforming modern industries by enabling intelligent automation and real-time decision-making. However, these systems are increasingly targeted by sophisticated cyber-attacks that exploit vulnerabilities in networks, software, hardware, and machine learning models.

Understanding cyber threats and implementing effective defense mechanisms is essential for ensuring the security and reliability of CPS systems. Continued research in cybersecurity, artificial intelligence, and system resilience will be critical for protecting critical infrastructure and ensuring the safe operation of future CPS technologies.

### **References**

1. William Stallings (2018). *Network Security Essentials: Applications and Standards*. Pearson Education. A foundational book covering cryptography, network security mechanisms, and common cyber threats.
2. Edward A. Lee (2008). "Cyber Physical Systems: Design Challenges." *Proceedings of the 11th IEEE International Symposium on Object-Oriented Real-Time Distributed Computing*.
3. Humayed, A., Lin, J., Li, F., & Luo, B. (2017). "Cyber-Physical Systems Security—A Survey." *IEEE Internet of Things Journal*, 4(6), 1802–1831.
4. National Institute of Standards and Technology (2018). *NIST Cybersecurity Framework (CSF)*.
5. Bruce Schneier (2015) *Data and Goliath: The Hidden Battles to Collect Your Data and Control Your World*. W.W. Norton & Company. Discusses data security, surveillance risks, and modern cybersecurity threats
6. Mo, Y., Kim, T., Brancik, K., Dickinson, D., Lee, H., Perrig, A., & Sinopoli, B. (2012) "Cyber-Physical Security of a Smart Grid Infrastructure." *Proceedings of the IEEE*, 100(1), 195–209. Focuses on security issues in smart grid CPS environments
7. Ross Anderson (2020). *Security Engineering: A Guide to Building Dependable Distributed Systems*. Wiley Publishing. A major reference on system security engineering and secure system design.
8. Gollmann, D. (2011). *Computer Security*. Wiley Publishing. Covers security principles, attack models, and protection mechanisms
9. Cardenas, A., Amin, S., & Sastry, S. (2008). "Research Challenges for the Security of Control Systems." *3rd USENIX Workshop on Hot Topics in Security*.

# Contemporary Research Across Disciplines

ISBN: 978-93-49938-46-5 | Year: 2026 | pp: 127 - 133 |

---

## Exploring the Relationship between Social Media Engagement and Mental Health among Youth using Big Data

<sup>1</sup>Sharmila Selvasekhar

<sup>2</sup>Dr. Sivakumar Dhandapani

<sup>1</sup>Ph.D Research Scholar, Department of Computer Science and Engineering, AMET University, Chennai, India-603112

<sup>2</sup>Professor and Head, Department of Computer Science and Engineering, AMET University, Chennai, India-603112

**Email:** [Sharmilasekhar12@gmail.com](mailto:Sharmilasekhar12@gmail.com)

Article DOI Link: <https://zenodo.org/uploads/19206556>

DOI: 10.5281/zenodo.19206556

### Introduction

Technological advancements have allowed for extremely fast changes to communication, social connection, and the sharing of global information, especially through technological advancements in digital technology. Youth now use social networking sites as their main means of communicating with one another, during this rapid period of growth and evolution in technology; social media programs, including Facebook, Instagram, TikTok, and Snapchat have dramatically changed how adolescents and young adults interact and share information virtually with others worldwide.

The majority of demographic studies have concentrated on the youth demographics of social media. With the proliferation of cell phones, affordable internet access, and interactive media; the youth has increasingly spent more time online. While there are positive uses for social media sites through friendship with other users, education and creative avenues; there are also drawbacks of excessive social media use that produce harmful mental health outcomes for users.

The last few years have seen a growing amount of interest from researchers as to how social networks affect mental health in adolescents. The increase in hours spent on an electronic device has caused concern for the levels of anxiety, depression, sense of isolation, and low self-esteem due to that usage. Similarly, social networks can help enhance access to mental health assistance, develop ways to meet new people, and supply emotional support.

As a result of the rise of big data analytic tools, researchers can now conduct extensive research examining the social media behaviour of individual users at an unprecedented level. Researchers have access to a large volume of user-generated data and can use this data to examine patterns of behaviour, thought processes, emotional expressions, and communication techniques of Internet users. Through the use of machine learning algorithms, text mining techniques, and sentiment analysis, researchers can further examine how users utilise social media, how they engage with social media, and their overall well-being, among other things.

This chapter examines the relationship between the youth's mental health and the prevalence of use of social media through big data analytics. Topics include patterns in the way young people engage digitally, the potential psychological impact of too much time spent on social media, some scientific ways to evaluate social media data, and some strategies to help young people develop better digital engagement habits.

### **Growth of Social Media Engagement among Youth**

Social media is becoming really popular. It is not going away soon. Social media is used a lot by teenagers and young adults. When we talk about media we often talk about social media engagement. Social media engagement is about how people participate on media. This includes things like posting media videos uploading social media photos liking social media content leaving social media comments and just browsing through social media. For people social media is more than scrolling through social media without thinking.

They use media to express themselves chat with friends on social media follow their favourite stars on social media and join online social media communities. The constant interaction on media, such as liking social media posts commenting on social media and sharing social media posts is what really draws people to social media. It makes people feel like they are part of something on media that they belong to a social media community. Social media engagement is what keeps people coming back to media. It makes social media feel more personal, to people who use media.

When you use your phone all the time you can get really frustrated with yourself. You pick up your phone without thinking about it. You do this without realizing that you are actually doing it. Every single message you get makes you want to respond away. One problem is the fear of missing out. The fear of missing out makes you feel like you are missing something. The fear of missing out is like a voice that tells you that everyone else is having a time. The fear of missing out or FOMO is a deal. A lot of teenagers have the fear of missing out or FOMO.

To stay up, to date with what's happening teenagers are always watching the news and social media. They want to know what their friends are up to. They want to know what is going on in their friends lives. Teenagers do not want to feel like they

are being left out. Teenagers do not want to feel like they are missing something. The fear of missing out or FOMO makes teenagers worried about being excluded from things. The fear of missing out makes teenagers feel anxious. Teenagers who have the fear of missing out or FOMO get really anxious when they are constantly checking their phone. They get anxious when they are thinking about the fear of missing out or FOMO all the time. You become really anxious when you are constantly using your phone and thinking about the fear of missing out or FOMO. It is a feeling that you get when you are using your phone much and thinking about the fear of missing out or FOMO all the time. The fear of missing out or FOMO is a problem that a lot of teenagers have.

When I use my phone all the time, I get really frustrated with myself. I pick up my phone without thinking. I do it without realizing I'm actually picking it up. Every message I get makes me want to respond away. The fear of missing out is a problem. It makes me feel like I'm missing something. It's like a voice telling me everyone else is having a time. The fear of missing out or FOMO is a deal. A lot of teenagers have it.

To stay up to date teenagers watch the news and social media all the time. They want to know what their friends are up to. They want to know what's going on in their friends lives. Teenagers don't want to feel left out. They don't want to miss out on anything. The fear of missing out makes teenagers worried about being excluded. It makes them feel anxious.

Teenagers with FOMO get really anxious when they're constantly checking their phone. They get anxious when they think about FOMO all the time. I become really anxious when I'm always, on my phone and thinking about FOMO. The fear of missing out is a problem many teenagers face. It's not easy to deal with FOMO.

### **Big Data Analytics in Social Media Research**

People can now learn more about behaviour because there is a lot of data from media platforms like Facebook and Twitter. We get a lot of information from these media platforms. This is called data. Big data includes things like text messages, photos, videos, hashtags and how people interact with each other on media platforms. By looking at this media data, we can understand what people are thinking and feeling about things like politics or music.

We can use computers to study social media data and learn more about people who use media platforms. This is called data analytics. Researchers use tools like sentiment analysis and natural language processing to find out how people are feeling and what they are doing on media platforms. They can look at data from media platforms to see how people are feeling and what they are thinking about things like movies or sports.

Teenagers who have the fear of missing out or FOMO get really worried when they are always checking their phone for social media updates on media platforms like

Instagram and Snapchat. The fear of missing out or FOMO makes teenagers anxious when they think about the fear of missing out or FOMO all the time. When teenagers are always using their phone. Thinking about the fear of missing out or FOMO they get really anxious about what their friends are doing on media platforms. The fear of missing out or FOMO is a problem, for a lot of teenagers who use media platforms. It is hard for teenagers to deal with the fear of missing out or FOMO when they are always using media platforms.

For example, researchers use information from media sites like Twitter. They look for words and phrases that show people are feeling down worried or sad. Twitter is a place to find this information. They can look at millions of posts. Find trends that are hard to see when they just ask people questions.

Big data analytics is a tool for researchers. It helps them see how people behave online. They can look at what people do and find trends in mental health. They study groups to see what's happening. This way researchers learn how being online affects people. They want to know how it affects people's feelings and thoughts. They find out how social media sites, like Twitter affect people.

### **Psychological Impacts of Social Media Engagement**

- **Anxiety and Stress**

For example, researchers look at information from media sites, like Facebook. They want to see how Facebook affects people. People, young ones use Facebook a lot. They spend a lot of time on Facebook and other media sites. This can cause them to feel stressed and anxious. They get stressed because they see things on Facebook and other media sites. They see what their friends are doing on Facebook. They get a lot of notifications from Facebook.

They also compare themselves to others on Facebook. This is not good for them because Facebook and other media sites can make young people feel like they need to be perfect all the time. If they think they need to impress their friends on Facebook they can feel really overwhelmed. This is a problem because young people and Facebook are closely linked to feelings of stress and anxiety. Facebook is a part of the lives of people and media sites, like Facebook are a part of their daily life. People use Facebook every day. It affects how they feel about themselves.

- **Depression and Loneliness**

Multiple research has shown that a high social media use is linked to depression in young people. Seeing only the best curated images of other people's lives on the internet can make a person feel bad about themselves and their life. Also, too much time online can prevent real, in person social activities and cause loneliness.

- **Self-Esteem and Social Comparison**

People who use social networks frequently utilise the information they receive from the networks to evaluate their own achievements and compare where they live etc,

with what they find (on the network) to determine how they feel about themselves and how well they fit into society. Tweeners and teens are using Social Networks to help them establish their identity and to compare themselves to other people (using physical appearance and achievements) based on these comparisons of their peers with negative impacts on their individual self-esteem and body image through social comparison processes.

- **Sleep Disturbances**

Adolescents use social media from all over the world to access these services during night hours which results in large amounts of exposure to screens in the hours leading up to bed. A study has shown that the use of screens before bed leads to a greater amount of time needed to fall asleep, as well as an increase in the likelihood of sleep disturbances, which may lead to issues affecting emotional status, attention span, and/or propensity towards an anxiety disorder.

### **Positive Aspects of Social Media for Mental Health**

Through social networks, stigmas surrounding accessing treatment for mental health conditions have been diminished considerably. There is now greater awareness among the general public regarding the existence of mental health issues, allowing individuals to access resources to get proper mental health care much easier than in years past. Mental health professionals and hospitals are using digital, social and mobile media in developing communication strategies oriented specifically towards adolescents and young adults. There exists an interdependent relationship between mental health and social media and can be defined in the following manner: The psychological health of numerous individuals has been compromised due to excessive use of social networks; however, many individuals have also reported feeling more connected with their communities through their moderate and appropriate usage of social networks, which has resulted in increased opportunities for social interactions.

### **Strategies for Promoting Healthy Digital Engagement**

- **Organisations Working Together**

Parents can cooperate with school personnel to promote healthy environments and behaviours for kids while providing them with safe and alternative ways to travel using low-emission transportation methods (bicycles, public transit, etc.) as opposed to technology-based activities (e.g., computer use). They will also work with parents to develop an appropriate amount of time children can engage in non-technology based social interactions (e.g., social media, organized sports, hobbies).

- **Mindful Technology Use Awareness**

By limiting how much time they spend interacting with digital technology, turning off or muting the notifications generated from their apps when users are not

currently using the app, and signing out of their social media accounts when they aren't actively logged in, young people can successfully learn to use technology in safer ways.

- **Ethical Use of Large Amounts of Data for Children/Young People**

When working with children and young people, we can use a lot of data in an ethical manner by being aware of the warning indications of poor mental health.

### **Conclusion**

Social media has become essential for young people today to define who they are and connect with each other like never before. The way we communicate has changed greatly since the advent of social media. Young people can now communicate and interact with one another in varying ways thanks to their access to social networking sites. Young people can use these sites as an avenue of self-expression, including when they've suffered from bullying; as examples, they can share their anxiety, depression, feelings of inadequacy compared to others and insomnia via different social networks.

As the advancement of analytics within the realm of Big Data continues to progress and evolve, the availability of detailed big data that describes users' interactions and experiences with mental health from an overall measure of the impact of social media usage will continue to be used as an accurate measure of the effects of social media usage on the mental health of users. One example of the availability of big data created from digital technology and social media will enable the collection of information about users' mental and emotional states and their related activity levels when using these social media platforms through the creation of a massive data ecosystem.

To foster a better relationship between people and technology in the coming years, challenging research will be needed to find ways to better understand the relationship of individual users with digital devices and how their daily use of digital devices can adversely affect their quality of life (QoL). Research must also find ways to inform the public on the adverse effects of the misuse of technology through digital devices, including but not limited to the psychological impact from those using digital devices. Developing and implementing guidelines for digital literacy; establishing ethical guidelines for the use of social media; and developing programs to enhance youth development through social media interactions should contribute to the long-term, positive development of youth through their social media interaction with others on a daily basis.

### **References**

1. Candice L. Odgers, C. L., & Michaeline R. Jensen, M. R. (2020). Annual research review: Adolescent mental health in the digital age. *Journal of Child Psychology and Psychiatry*, 61(3), 336–348.

2. Jean M. Twenge, J. M., & W. Keith Campbell, W. K. (2018). Associations between screen time and lower psychological well-being among children and adolescents. *Preventive Medicine Reports*, 12, 271–283.
3. Melissa G. Hunt, M. G., Rachel Marx, R., Courtney Lipson, C., & Jordyn Young, J. (2018). No more FOMO: Limiting social media decreases loneliness and depression. *Journal of Social and Clinical Psychology*, 37(10), 751–768.
4. Matthew J. Page, M. J., et al. (2021). The PRISMA 2020 statement: An updated guideline for reporting systematic reviews. *BMJ*, 372, n71.
5. Cecilie Schou Andreassen, C. S., Ståle Pallesen, S., et al. (2017). The relationship between addictive use of social media and mental health. *Addictive Behaviors Reports*, 6, 1–8.

## ABOUT THE EDITORS



### **Dr. Vinod Babasaheb Khedkar**

Dr. Vinod Babasaheb Khedkar (1983) holds academic qualifications including an M.A., NET, M.Phil., and Ph.D. He currently serves as the Head of the Department of Sociology at Dr. M.K. Umathe College, Nagpur. He has presented research papers at various International, National, and State-level conferences. Notably, he has presented papers at national conferences organized by the Indian Sociological Society in Chennai, Dharwad, Srinagar, Cuttack, and Lucknow, and his research articles have been published in various international and national journals. He serves as the Editor of Knowledge Resonance—a half-yearly, national, peer-reviewed research journal published by Dr. M.K. Umathe College. A Life Member of both the Indian Sociological Society (New Delhi) and the Marathi Sociological Society, he has actively participated in organizing social research workshops and initiatives such as "Ashwasak Samajshastradnya" (Promising Sociologists) under the aegis of Mahasociology: A Forum for Strengthening Maharashtra Sociology. The recipient was awarded the 'Best Programme Officer' award for the year 2022–23 by the National Service Scheme (NSS) of Rashtrasant Tukadoji Maharaj Nagpur University, Nagpur. Furthermore, the 'Jay Joshi Reference Book Award – 2024' from the Marathi Samajshastra Parishad was received for the book titled \*Khulya Karagruhatil Kaidi: Ek Abhyas (Prisoners in Open Prisons: A Study)\*. Additionally, the 'Dr. Anuradha Bhoite Outstanding Published Article Award' for the year 2026 was received from the Marathi Samajshastra Parishad.



### **Mr. Amol Rajendrasing Pardeshi**

Mr. Amol Rajendrasing Pardeshi is an accomplished Assistant Professor in Physics with over 6 years of teaching experience at Dada Patil Mahavidyalaya, Karjat. He holds an M.Sc. in Physics from Savitribai Phule Pune University and has qualified both NET (2019) and SET (2023). Currently, he is pursuing his Ph.D. in Physics. He has a strong academic and research background with multiple research publications in reputed journals and conference proceedings, particularly in nanomaterials, thin films, and super capacitor applications. His research interests include material science, nanotechnology, and energy-efficient systems. He has actively participated in national and international conferences, seminars, and faculty development programs, presenting research papers and posters. Additionally, he has contributed to book chapters in international publications.



### **Dr. Jitendra Pal Singh**

Dr. Jitendra Pal Singh, presently working as Assistant Professor Department of Physics, School of Sciences, IFTM University, Moradabad, Uttar Pradesh. He has been teaching since last 14 years. He has published more than 15 Research papers in high impact Journals including SCI, Scopus, WoS indexing. He has 2 patent grants and 7 patent publications. Four research scholars are pursuing research in rare earth doped nanomaterials their Ph.D. under his supervision. He is the author of more than 4 books and 50 book chapter written for science and engineering students and working as editorial and reviewer capacity for regular of reputed journals. He was awarded Young Research awarded 2024 by IFTM University Moradabad, International Teacher Excellence Award 2025 and Excellence in Reviewing Award for Aisan Journal of Advances in Agricultural Research 2025. He has participated in FDP, conference, workshop and other programmes.



### **Dr. S. Muthurajan**

He is an Assistant Professor in the Department of Marine Engineering at the Academy of Maritime Education and Training (AMET) Deemed to be University, Chennai, India. He teaches Electrical and Electronics Engineering subjects to undergraduate engineering students and is actively involved in research related to advanced materials, energy systems, and emerging engineering technologies. His academic interests include nanomaterials, sustainable energy systems, smart technologies, and interdisciplinary engineering applications. He is actively engaged in academic publishing, research collaborations, and editorial activities in emerging areas of science and engineering. Dr. Muthurajan is committed to promoting innovative research and knowledge dissemination in the field of nanomaterials and their practical engineering applications.

## Nature Light Publications

309 West 11, Manjari VSI Road, Manjari Bk.,  
Haveli, Pune- 412 307.

Website: [www.naturelightpublications.com](http://www.naturelightpublications.com)

Email: [naturelightpublications@gmail.com](mailto:naturelightpublications@gmail.com)

Contact No: +919822489040 / 9922489040



Nature- 86

ISBN: 978-93-49938-46-5



9 17 8 9 3 4 9 19 3 8 4 6 5

Price- 750/-