

IFTM UNIVERSITY

MORADABAD

CURRICULUM FEEDBACK REPORT SCHOOL OF AGRICULTURAL SCIENCES & ENGINEERING 2023-24

Curriculum adopted by the University provides not only a structure for teaching; instead, it is a measurable plan. It helps quantify the efforts being put by all the stakeholders of the ecosystem. Its acceptance amongst all the stakeholders and suitability is a pre requisite to the ultimate purpose of learning and development, at the University.

To bridge any gap between the expectations and the perception in regards to the curriculum, an annual survey is conducted for all the key stakeholders, viz., teachers, students, alumni, and employers.

The curriculum feedback collected from various stakeholders, provides valuable insights into the relevance and effectiveness of the University's academic programs. Stakeholders appreciate the inclusion of contemporary topics, practical exposure, and interdisciplinary approaches. However, recommendations suggest enhancing industry-academia collaboration, updating course content to align with current trends, and incorporating more skill-based and experiential learning opportunities. Faculty members have emphasized the need for more flexibility in course structures, while students advocate for improved access to digital learning tools. These suggestions will guide future curriculum revisions to ensure the programs remain robust, competitive, and aligned with academic and professional excellence.



SECTION - TEACHERS



RESEARCH METHODOLOGY

Data Type:	Primary
Data Collection Tool:	Survey (Online)
Sample Size:	46
Sample Frame:	Teachers of IFTM University in 2023-24 in School of Agricultural Sciences & Engineering
Sampling:	Probability Sampling
Questionnaire:	Five-point Likert scale



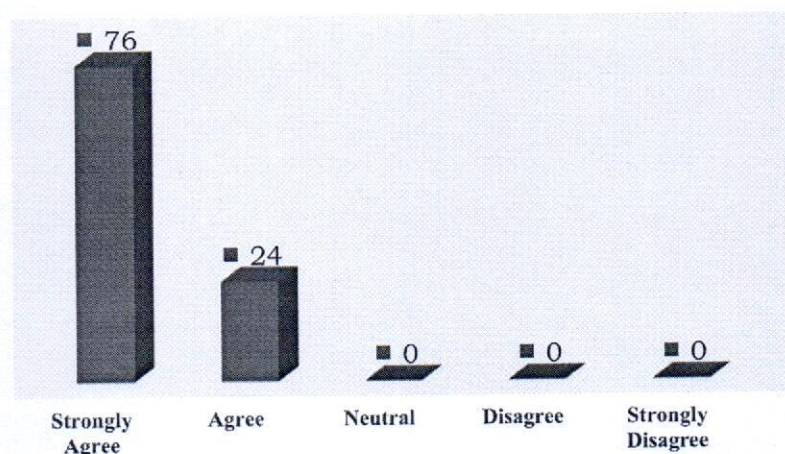
PART – A

CURRICULUM DESIGN AND DEVELOPMENT

The syllabus is need-based and suitable to the course

Response	Percentage	Respondents
Strongly Agree	76	35
Agree	24	11
Neutral	0	0
Disagree	0	0
Strongly Disagree	0	0
Total	100	46

The syllabus is need-based and suitable to the course

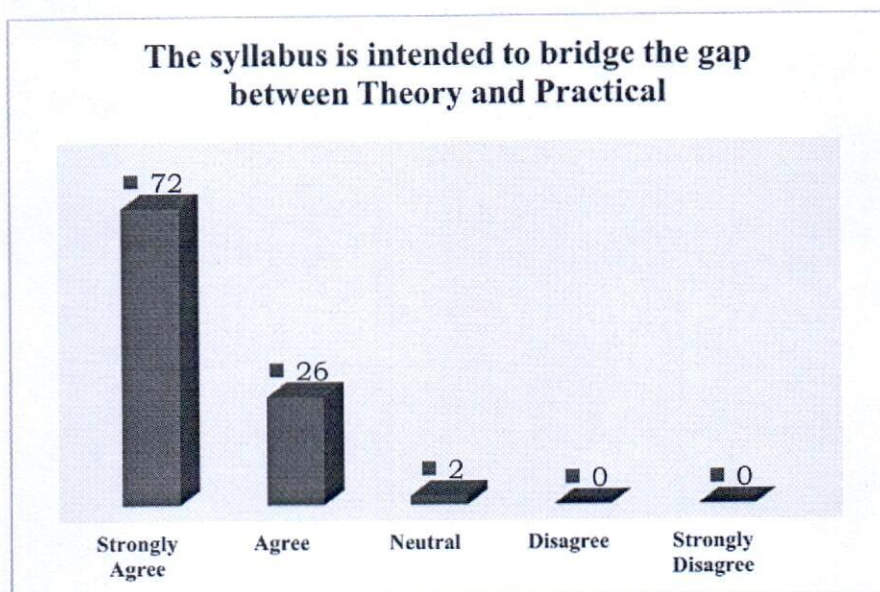


The faculty members agreed that the syllabus is need-based and it is suitable to the course. None of the faculty members were found to disagree in this regard.



The syllabus is intended to bridge the gap between Theory and Practical

Response	Percentage	Respondents
Strongly Agree	72	33
Agree	26	12
Neutral	2	1
Disagree	0	0
Strongly Disagree	0	0
Total	100	46

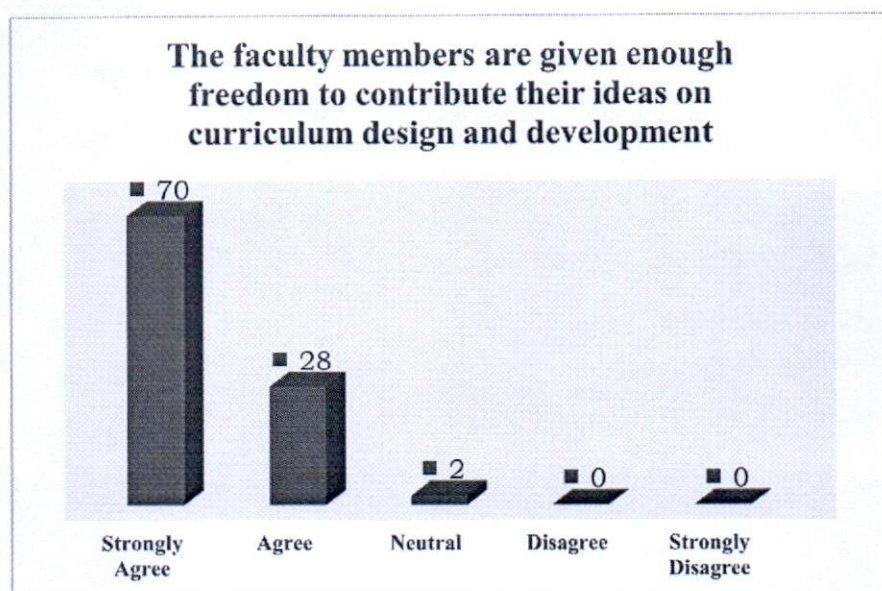


While 98% of the faculty members agreed that the syllabus is intended to bridge the gap between theory and practical; about 2% stayed neutral to the given statement.



The faculty members are given enough freedom to contribute their ideas on curriculum design and development

Response	Percentage	Respondents
Strongly Agree	70	32
Agree	28	13
Neutral	2	1
Disagree	0	0
Strongly Disagree	0	0
Total	100	46



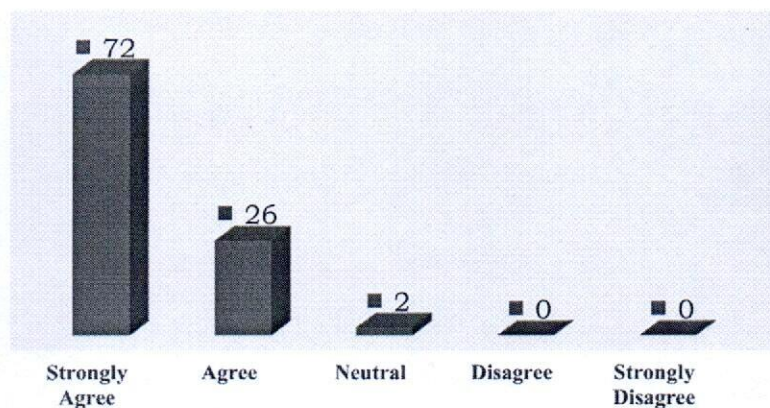
While 98 % of the faculty members agreed that they are given enough freedom to contribute their ideas on curriculum design and development; about 2% remained neutral.



Employability and skill development are given due weightage in curriculum design and development

Response	Percentage	Respondents
Strongly Agree	72	33
Agree	26	12
Neutral	2	1
Disagree	0	0
Strongly Disagree	0	0
Total	100	46

Employability and skill development are given due weightage in curriculum design and development



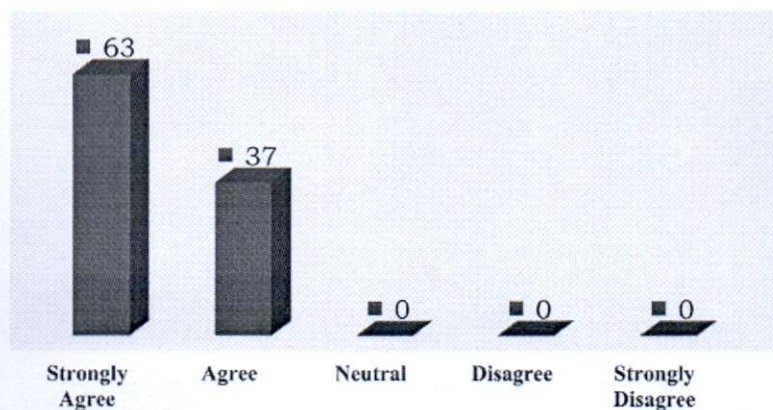
Most of the faculty members agreed that employability and skill development are given due weightage in curriculum design and development; while 2% kept their response neutral.



The system followed by the University in designing and developing the curriculum is effective

Response	Percentage	Respondents
Strongly Agree	63	29
Agree	37	17
Neutral	0	0
Disagree	0	0
Strongly Disagree	0	0
Total	100	46

The system followed by the University in designing and developing the curriculum is effective



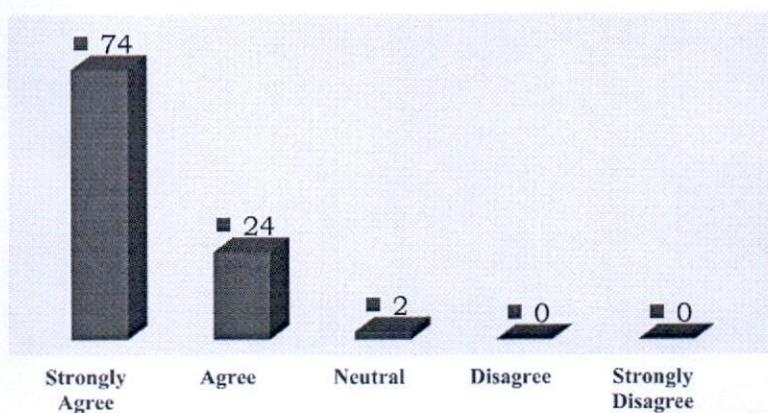
All the faculty members agreed that the system followed by the University in designing and developing the curriculum is effective.



Board of studies takes care of ensuring consensus and significance of the programme offering

Response	Percentage	Respondents
Strongly Agree	74	34
Agree	24	11
Neutral	2	1
Disagree	0	0
Strongly Disagree	0	0
Total	100	46

Board of studies takes care of ensuring consensus and significance of the programme offering



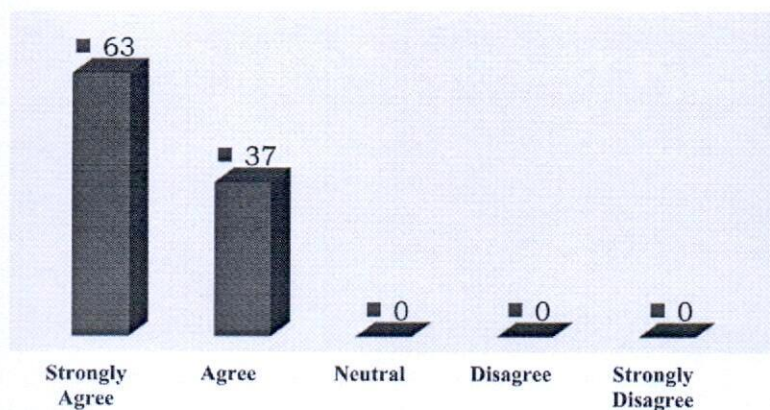
While 74% of the faculty members strongly agreed that the board of studies takes care of ensuring consensus and significance of the programme offering; about 24% agreed with the given statement and 2% respondents remained neutral to the statement.



The objectives of the programme is clearly indicated in the Programme Specific Objectives (PSOs)

Response	Percentage	Respondents
Strongly Agree	63	29
Agree	37	17
Neutral	0	0
Disagree	0	0
Strongly Disagree	0	0
Total	100	46

The objectives of the programme is clearly indicated in the Programme Specific Objectives (PSOs)



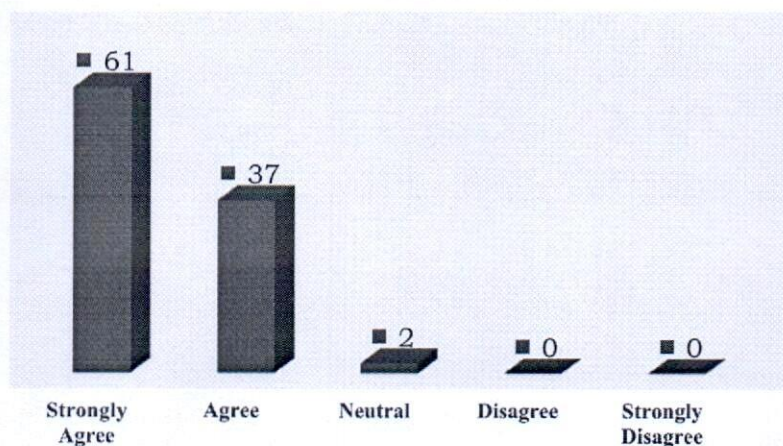
All the faculty members agreed that the objectives of the programme are clearly indicated in the Programme Specific Objectives (PSOs). None of the faculty members were found to disagree in this regard.



The curriculum is appraised to keep it up to date with the industrial and societal needs

Response	Percentage	Respondents
Strongly Agree	61	28
Agree	37	17
Neutral	2	1
Disagree	0	0
Strongly Disagree	0	0
Total	100	46

The curriculum is appraised to keep it up to date with the industrial and societal needs

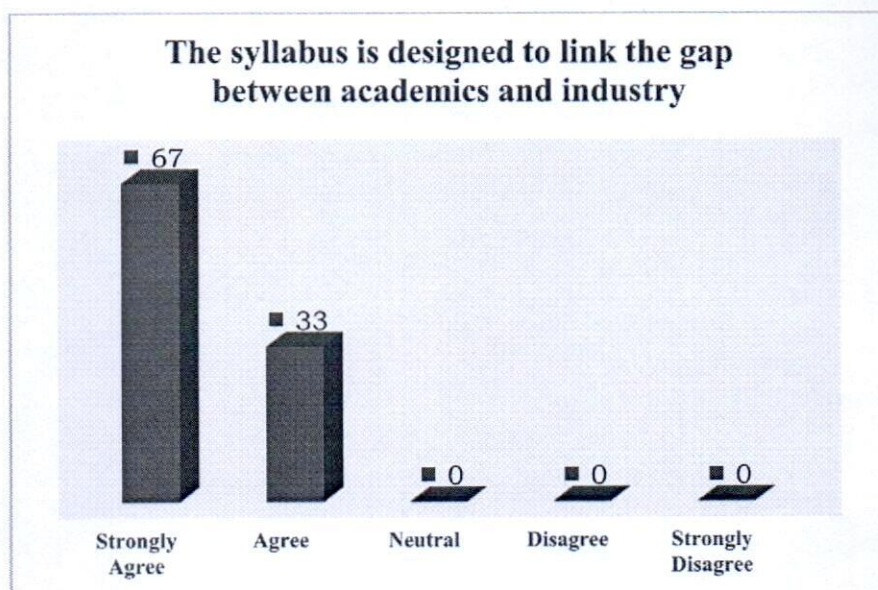


While 98 % of the faculty members agreed that the curriculum is appraised to keep it up to date with the industrial and societal needs; about 2% stayed neutral to the statement.



The syllabus is designed to link the gap between academics and industry

Response	Percentage	Respondents
Strongly Agree	67	31
Agree	33	15
Neutral	0	0
Disagree	0	0
Strongly Disagree	0	0
Total	100	46



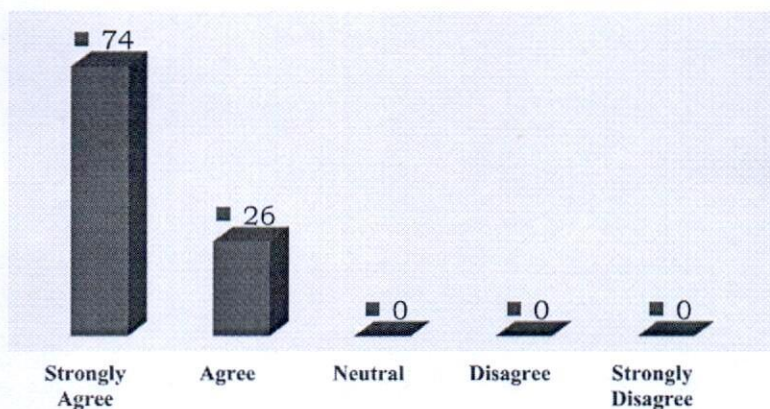
As per the table given above, all the faculty members agreed that the syllabus is designed to link the gap between academics and industry.



The reference books/journals which are prescribed by University are relevant and updated to cover the whole syllabus

Response	Percentage	Respondents
Strongly Agree	74	34
Agree	26	12
Neutral	0	0
Disagree	0	0
Strongly Disagree	0	0
Total	100	46

The reference books/journals which are prescribed by University are relevant and updated to cover the whole syllabus



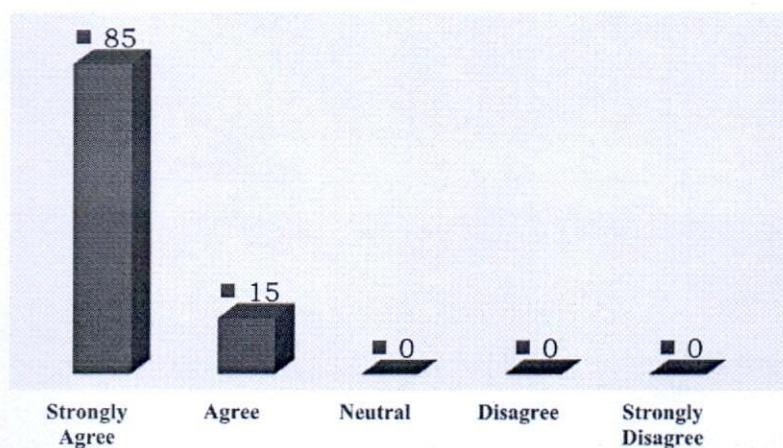
While 74% of the faculty members strongly agreed that the reference books/journals which are prescribed by University are relevant and updated to cover the whole syllabus; about 26% agreed with the given statement.



Aims and objectives of the curriculum are well defined and clear to teacher and students

Response	Percentage	Respondents
Strongly Agree	85	39
Agree	15	7
Neutral	0	0
Disagree	0	0
Strongly Disagree	0	0
Total	100	46

Aims and objectives of the curriculum are well defined and clear to teacher and students

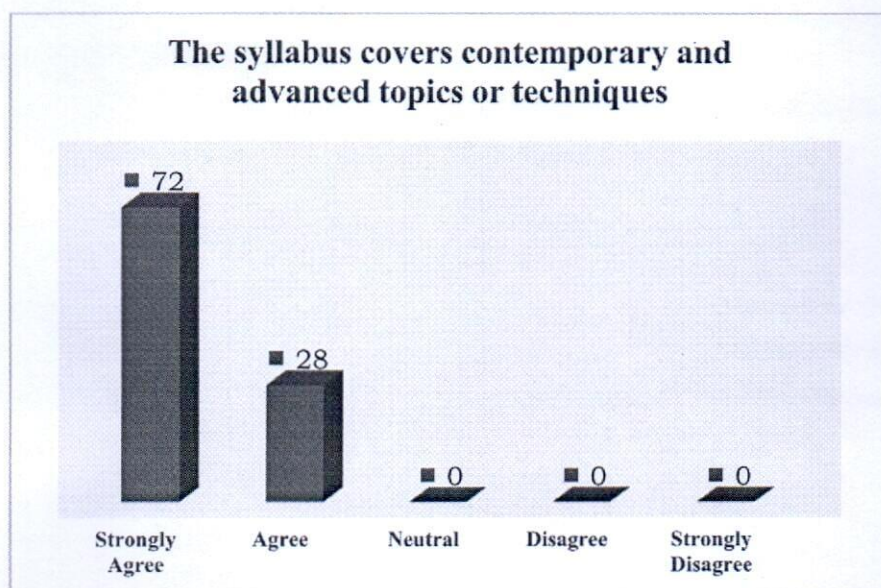


While 85% of the faculty members strongly agreed that the aims and objectives of the curriculum are well defined and clear to teacher and students; about 15% agreed with the given statement.



The syllabus covers contemporary and advanced topics or techniques

Response	Percentage	Respondents
Strongly Agree	72	33
Agree	28	13
Neutral	0	0
Disagree	0	0
Strongly Disagree	0	0
Total	100	46



As per the given table, all the faculty members agreed that the syllabus covers contemporary and advanced topics or techniques.



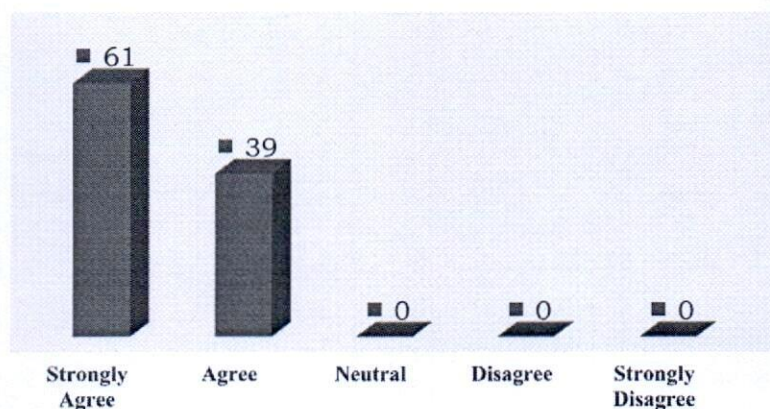
PART – B

TEACHING, LEARNING, AND INFRASTRUCTURE FACILITIES

Resources of learning which are student-centric in nature are available in the University

Response	Percentage	Respondents
Strongly Agree	61	28
Agree	39	18
Neutral	0	0
Disagree	0	0
Strongly Disagree	0	0
Total	100	46

Resources of learning which are student-centric in nature are available in the University

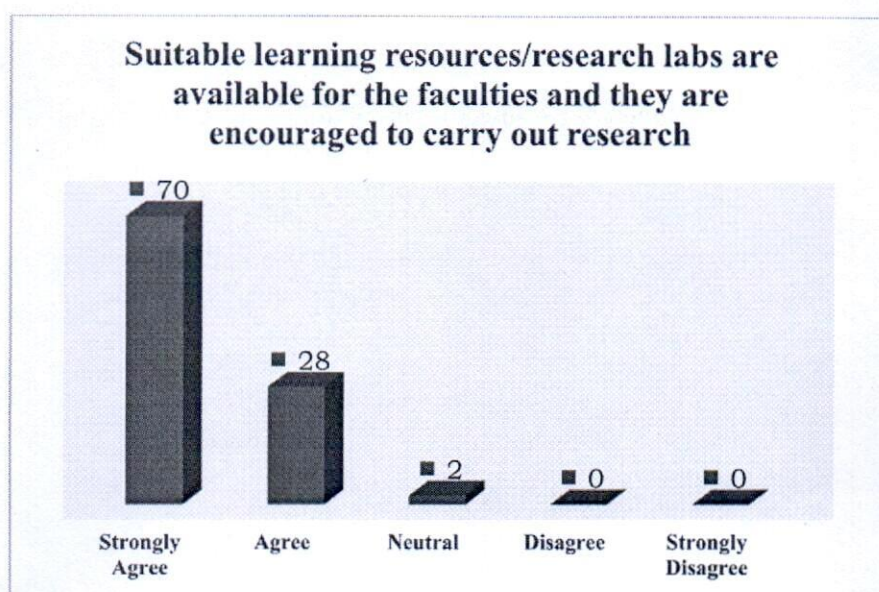


While 61% of the faculty members strongly agreed that the resources of learning which are student-centric in nature are available in the University; about 39% agreed with the given statement.



Suitable learning resources/research labs are available for the faculties and they are encouraged to carry out research

Response	Percentage	Respondents
Strongly Agree	70	32
Agree	28	13
Neutral	2	1
Disagree	0	0
Strongly Disagree	0	0
Total	100	46

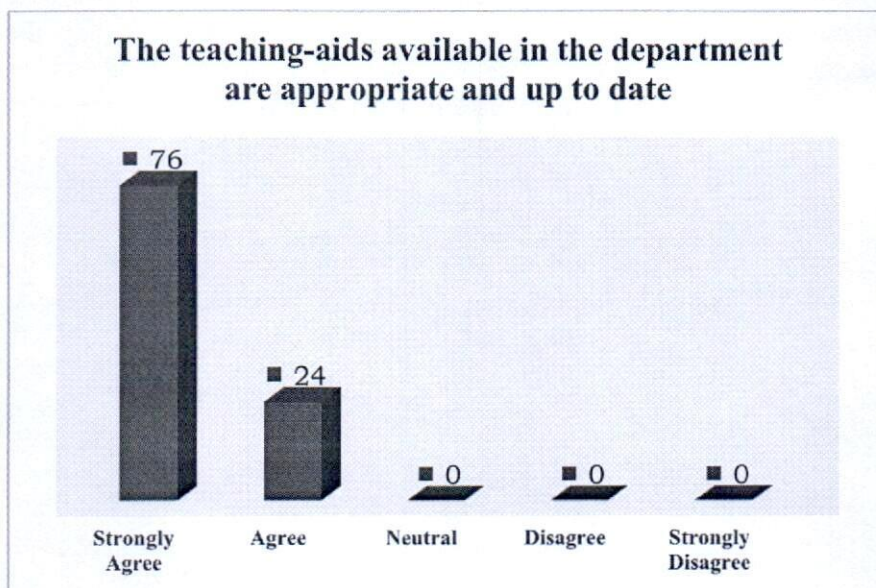


98% of the faculty members agreed that suitable learning resources/research labs are available for the faculties and they are encouraged to carry out research; about 2% remained neutral to the given statement.



The teaching-aids available in the department are appropriate and up to date

Response	Percentage	Respondents
Strongly Agree	76	35
Agree	24	11
Neutral	0	0
Disagree	0	0
Strongly Disagree	0	0
Total	100	46



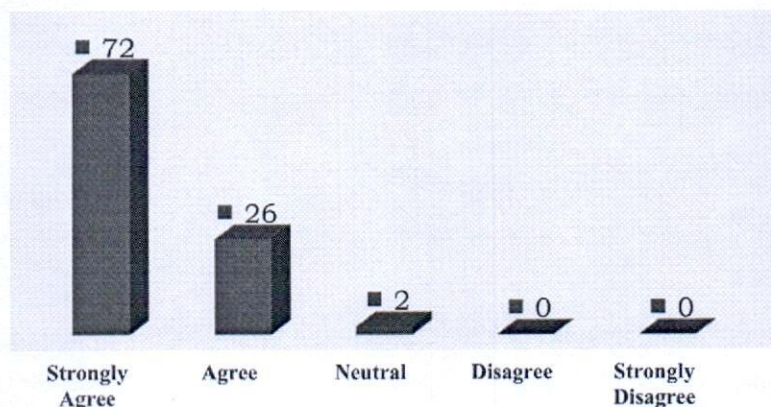
All the faculty members agreed that the teaching-aids available in the department are appropriate and up to date. None of the faculty members were found to disagree in this regard.



The central library of the University is a major source of information for the faculty/ research scholars/ students and is optimally utilised

Response	Percentage	Respondents
Strongly Agree	72	33
Agree	26	12
Neutral	2	1
Disagree	0	0
Strongly Disagree	0	0
Total	100	46

The central library of the University is a major source of information for the faculty/ research scholars/ students and is optimally utilised

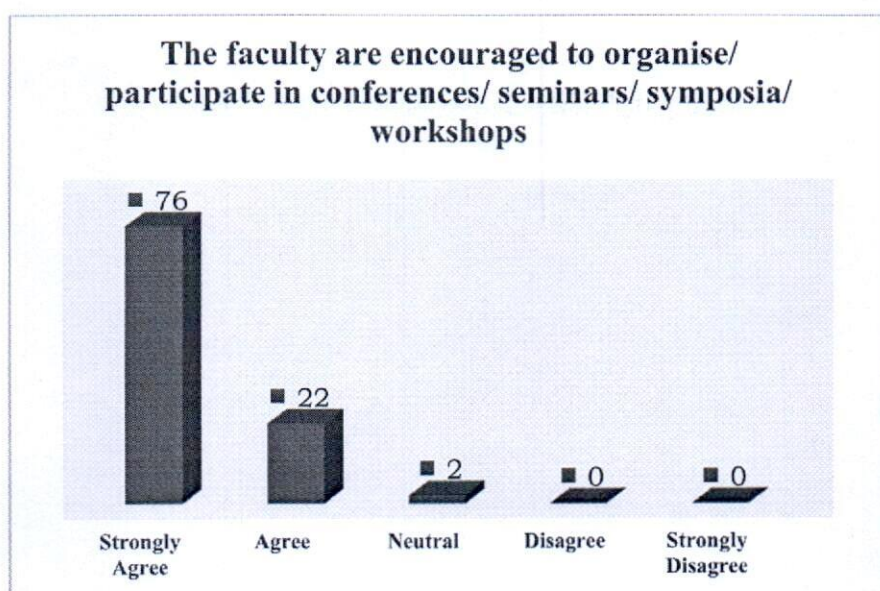


While 72% of the faculty members strongly agreed that the central library of the University is a major source of information for the faculty/ research scholars/ students and is optimally utilised; about 26% agreed with the given statement and 2% remained neutral to the given statement.



The faculty are encouraged to organise/ participate in conferences/ seminars/ symposia/ workshops

Response	Percentage	Respondents
Strongly Agree	76	35
Agree	22	10
Neutral	2	1
Disagree	0	0
Strongly Disagree	0	0
Total	100	46



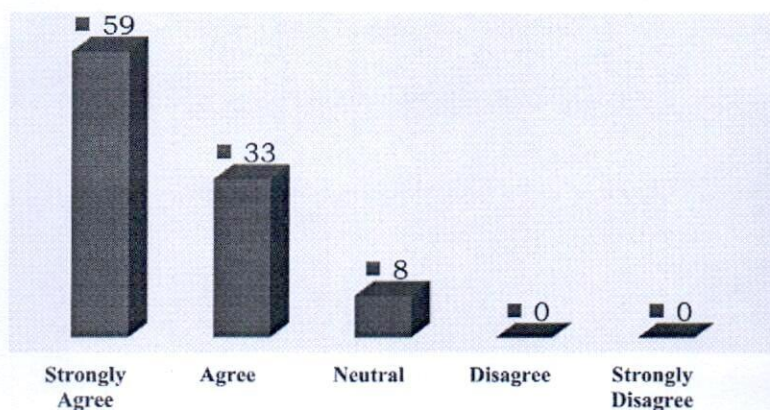
While 98% of the faculty members agreed that they are encouraged to organise/ participate in conferences/ seminars/ symposia/ workshops; about 2% stayed neutral to the given statement.



Faculty cabins, class rooms, reading rooms and toilets are appropriately available in the department

Response	Percentage	Respondents
Strongly Agree	59	27
Agree	33	15
Neutral	8	4
Disagree	0	0
Strongly Disagree	0	0
Total	100	46

Faculty cabins, class rooms, reading rooms and toilets are appropriately available in the department

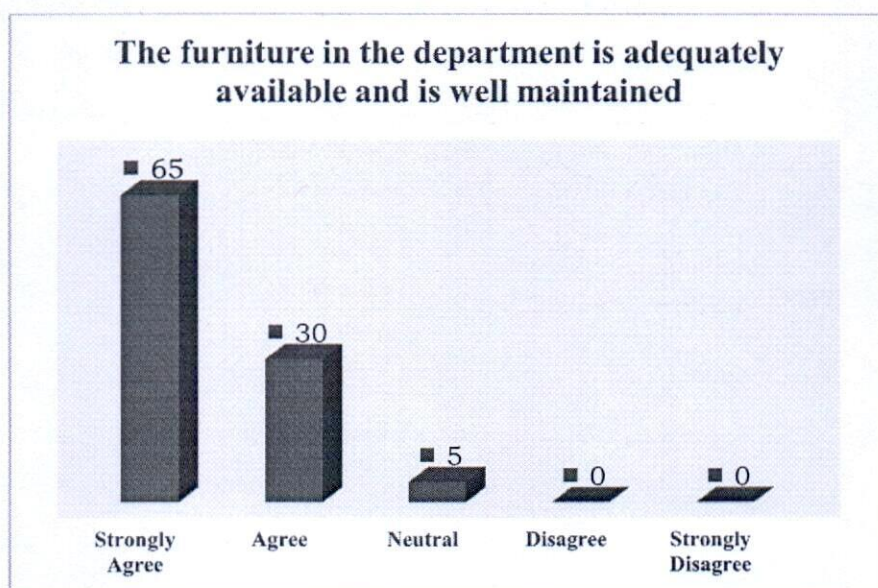


While 92% of the faculty members strongly agreed that the faculty cabins, class rooms, reading rooms and toilets are appropriately available in the department; about 8% remained neutral to the given statement.



The furniture in the department is adequately available and is well maintained

Response	Percentage	Respondents
Strongly Agree	65	30
Agree	30	14
Neutral	5	2
Disagree	0	0
Strongly Disagree	0	0
Total	100	46

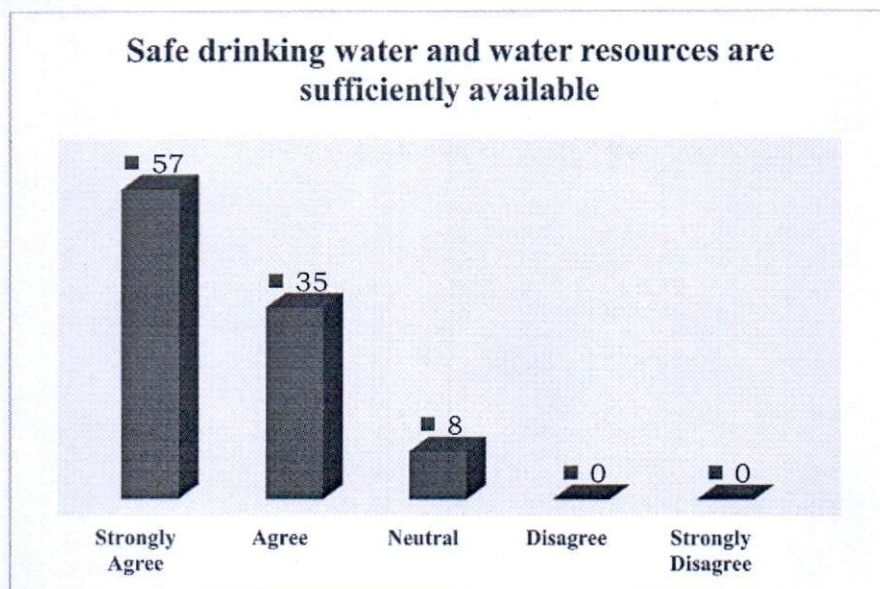


While 95% agreed that the furniture in the department is adequately available and is well maintained; about 5 % stayed neutral with the statement.



Safe drinking water and water resources are sufficiently available

Response	Percentage	Respondents
Strongly Agree	57	26
Agree	35	16
Neutral	8	4
Disagree	0	0
Strongly Disagree	0	0
Total	100	46

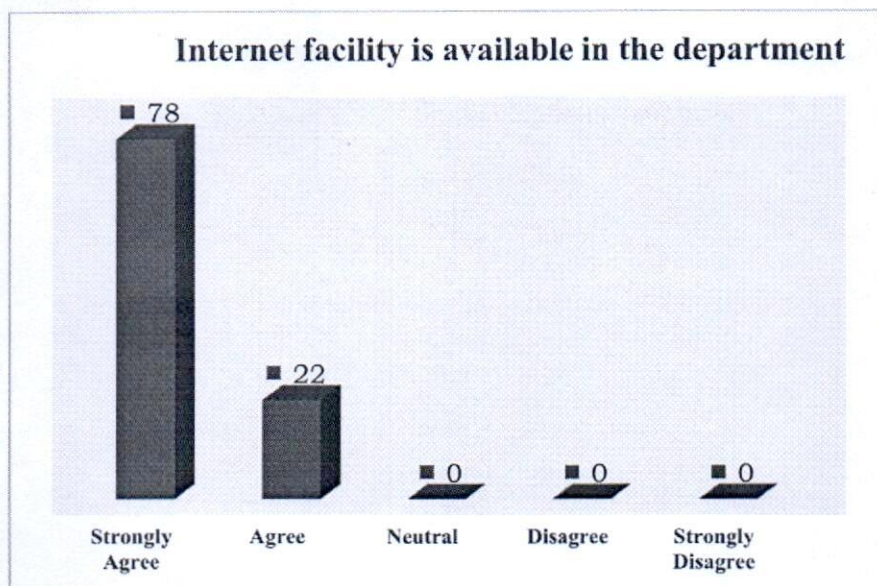


92% of the faculty members agreed that safe drinking water and water resources are sufficiently available; about 8% remained neutral to the given statement.




Internet facility is available in the department

Response	Percentage	Respondents
Strongly Agree	78	36
Agree	22	10
Neutral	0	0
Disagree	0	0
Strongly Disagree	0	0
Total	100	46



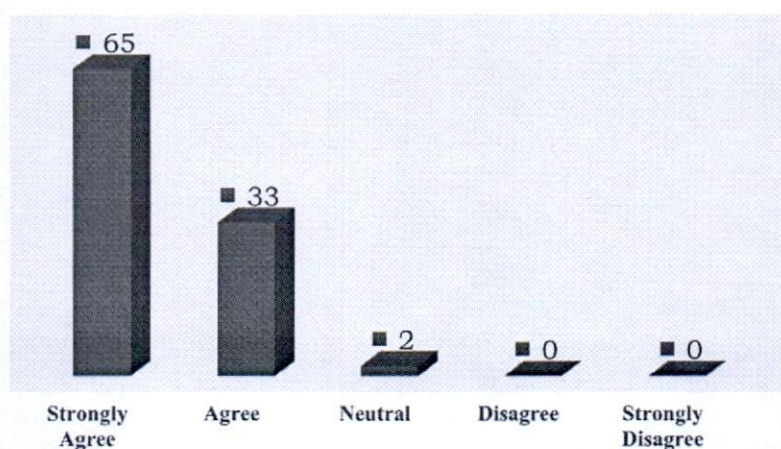
All the faculty members agreed that internet facility is available in the department. None of the faculty members were found to disagree in this regard.



There are ample number of schemes/policies for the welfare of faculties

Response	Percentage	Respondents
Strongly Agree	65	30
Agree	33	15
Neutral	2	1
Disagree	0	0
Strongly Disagree	0	0
Total	100	46

There are ample number of schemes/policies for the welfare of faculties



While 98% of the faculty members agreed that there are ample number of schemes/policies for the welfare of faculties; about 2% stayed neutral to the given statement.



SECTION - STUDENTS



RESEARCH METHODOLOGY

Data Type:	Primary
Data Collection Tool:	Survey (Online)
Sample Size:	240
Sample Frame:	Students of IFTM University studying in 2023-24 in School of Agricultural Sciences & Engineering
Sampling:	Probability Sampling
Questionnaire:	Five-point Likert scale



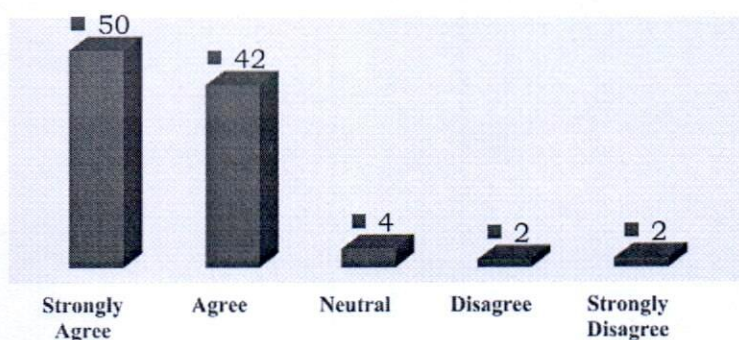
PART – A

CURRICULUM

The curriculum provides added flexibility and diversity among the offered courses across the programmes.

Response	Percentage	Respondents
Strongly Agree	50	119
Agree	42	100
Neutral	4	10
Disagree	2	4
Strongly Disagree	2	7
Total	100	240

The curriculum provides added flexibility and diversity among the offered courses across the programmes.



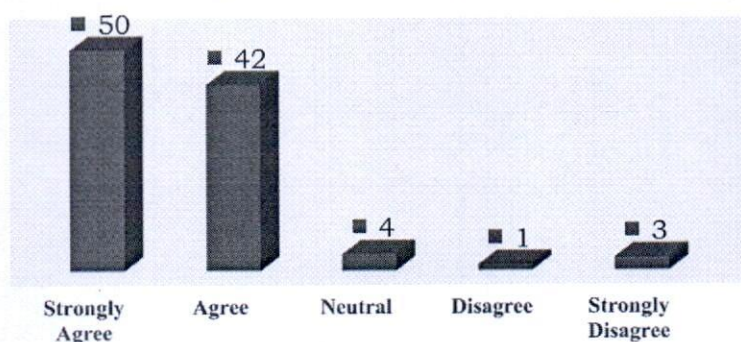
The majority (92%) either strongly agree or agree with the statement, highlighting that the curriculum is largely perceived as flexible and diverse by respondents. The few who stayed neutral or in disagreement represent a very small portion of the sample.



The curriculum which is based on courses of the programme leads to employability, skill development and entrepreneurship.

Response	Percentage	Respondents
Strongly Agree	50	120
Agree	42	101
Neutral	4	9
Disagree	1	3
Strongly Disagree	3	7
Total	100	240

The curriculum which is based on courses of the programme leads to employability, skill development and entrepreneurship.



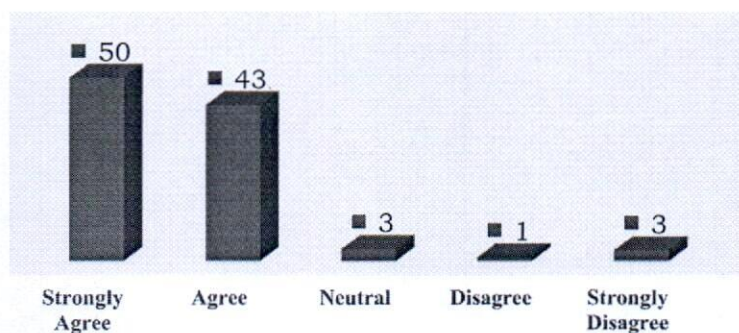
92% of respondents either strongly agree or agree with the statement, suggesting that the majority view the curriculum as beneficial for enhancing employability, skill development, and entrepreneurship. The disagreement is minimal, with only 8% expressing a neutral or negative opinion.



The elective courses offered are diverse and allow students to adapt their education to their interests.

Response	Percentage	Respondents
Strongly Agree	50	121
Agree	43	103
Neutral	3	8
Disagree	1	1
Strongly Disagree	3	7
Total	100	240

The elective courses offered are diverse and allow students to adapt their education to their interests.




93% of respondents either strongly agree or agree with that the majority view the electives as diverse and valuable for personalizing education. Only 7% expressed disagreement, indicating minimal concerns about the offerings.



The course structure and syllabus is interesting and easy to understand.

Response	Percentage	Respondents
Strongly Agree	59	143
Agree	34	82
Neutral	3	6
Disagree	1	2
Strongly Disagree	3	7
Total	100	240



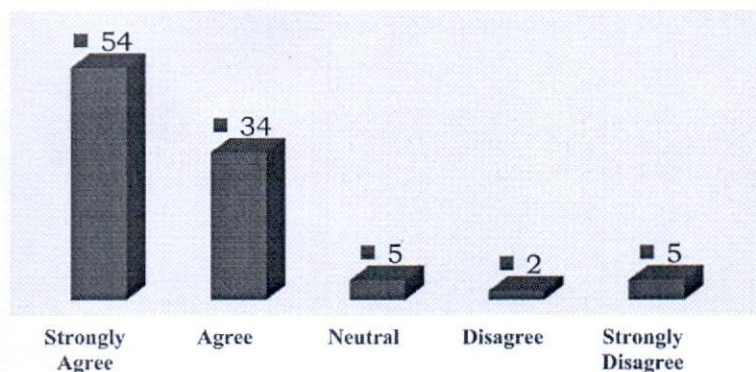
93% of respondents agreed with the statement that students found the course structure and syllabus engaging and easy to follow and understand.



The curriculum offered by the University is industry oriented.

Response	Percentage	Respondents
Strongly Agree	54	131
Agree	34	82
Neutral	5	11
Disagree	2	5
Strongly Disagree	5	11
Total	100	240

The curriculum offered by the University is industry oriented.



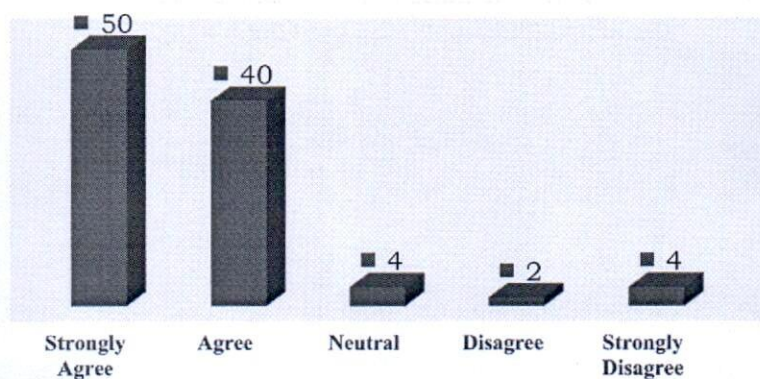
88% of respondents either strongly agree or agree that the curriculum is industry-oriented, highlighting that the majority view the program as being well-suited to the needs of the industry. 5% of the respondents stayed neutral and only 7% expressed disagreement, which suggests minimal concerns about the curriculum's industry relevance.



The curriculum ensures the development of communication skills.

Response	Percentage	Respondents
Strongly Agree	50	120
Agree	40	98
Neutral	4	9
Disagree	2	4
Strongly Disagree	4	9
Total	100	240

The curriculum ensures the development of communication skills.

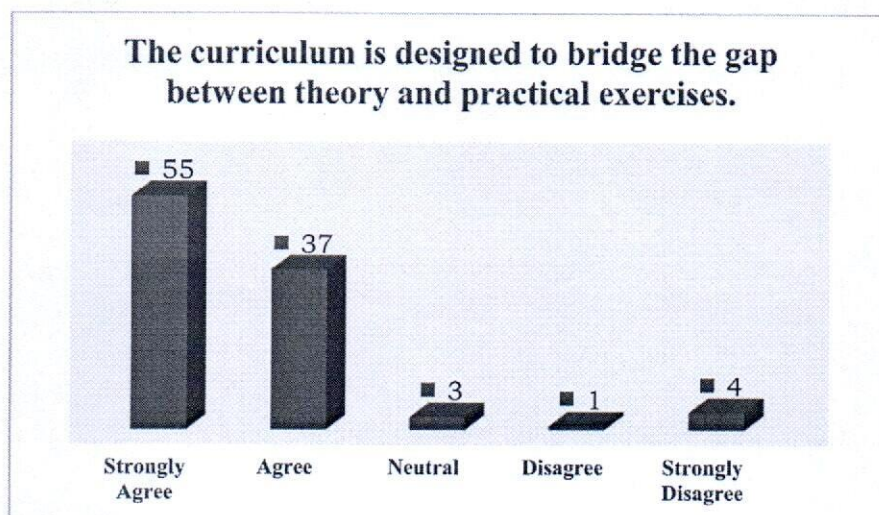


90% of respondents either strongly agree or agree on that the curriculum contributes to the development of communication skills, which reflects a positive overall perception.



The curriculum is designed to bridge the gap between theory and practical exercises.

Response	Percentage	Respondents
Strongly Agree	55	131
Agree	37	89
Neutral	3	7
Disagree	1	2
Strongly Disagree	4	11
Total	100	240



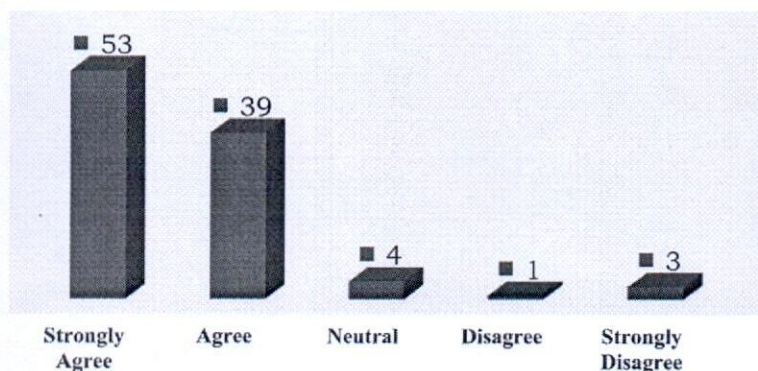
As per above table, 92% of respondents either strongly agree or agree with the statement, suggesting that the majority view the curriculum as successfully bridging the gap between theoretical knowledge and practical application. Only 8% expressed disagreement, indicating minimum concern about this aspect of the curriculum.



The syllabus integrates ethical considerations and social responsibility.

Response	Percentage	Respondents
Strongly Agree	53	128
Agree	39	93
Neutral	4	10
Disagree	1	2
Strongly Disagree	3	7
Total	100	240

The syllabus integrates ethical considerations
and social responsibility.



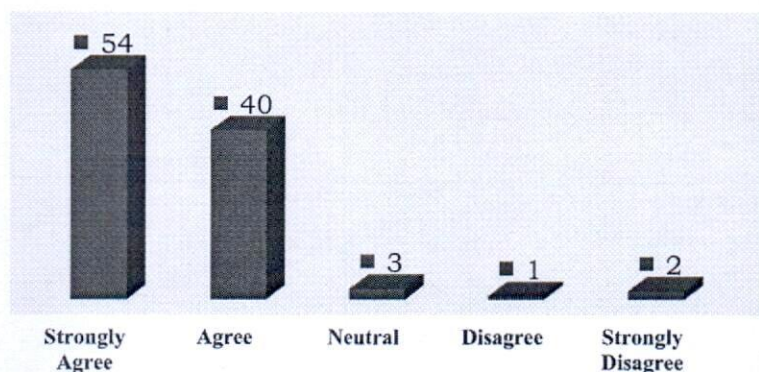
As per the above, overall, 92% of respondents agree that the syllabus successfully integrates ethical considerations and social responsibility, highlighting a strong consensus in favour of these aspects. It also indicating a strong and widespread belief that these important elements are effectively incorporated into the curriculum.



The courses offered in the programme are relevant to my future job ambitions.

Response	Percentage	Respondents
Strongly Agree	54	129
Agree	40	95
Neutral	3	6
Disagree	1	2
Strongly Disagree	2	8
Total	100	240

The courses offered in the programme are relevant to my future job ambitions.



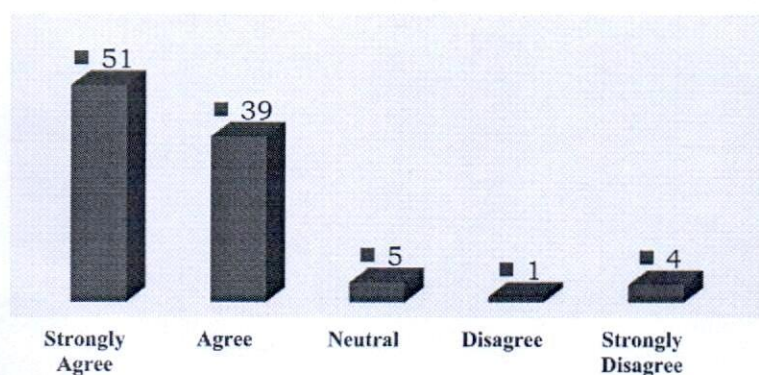
Overall, 94% of respondents either strongly agree or agree that the courses offered are relevant to their future job ambitions, indicating a strong alignment between the program's courses and students' career goals.



The curriculum includes prospects for research and independent study.

Response	Percentage	Respondents
Strongly Agree	51	122
Agree	39	93
Neutral	5	11
Disagree	1	3
Strongly Disagree	4	11
Total	100	240

The curriculum includes prospects for research and independent study.

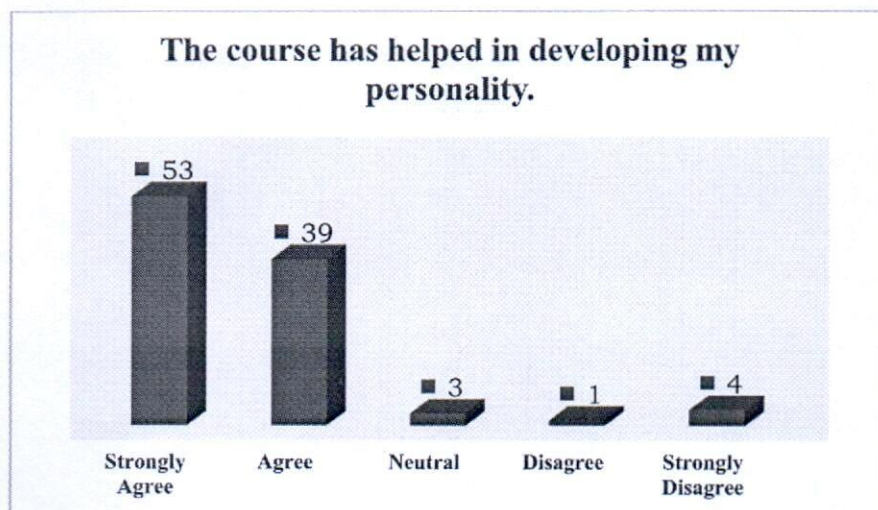


As per above, 90% students agree that the curriculum includes prospects for research and independent study, indicating a significant level of satisfaction with these opportunities.



The course has helped in developing my personality.

Response	Percentage	Respondents
Strongly Agree	53	128
Agree	39	93
Neutral	3	7
Disagree	1	3
Strongly Disagree	4	9
Total	100	240



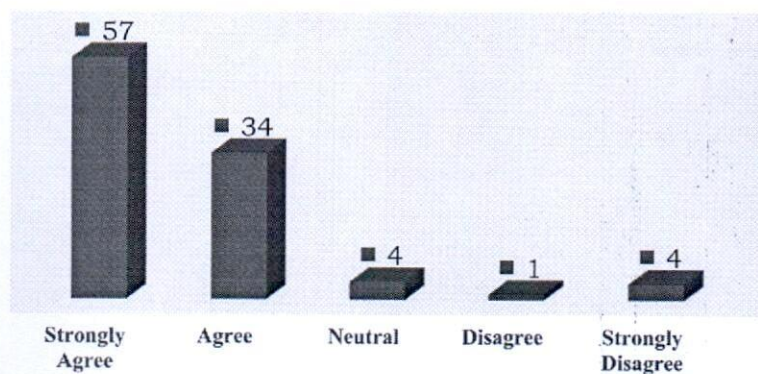
92% of respondents either strongly agree or agree that the course has positively influenced their personality, reflecting a broad consensus on its effectiveness for personal growth.



The teachers are punctual and come fully prepared for the class to cover the syllabus.

Response	Percentage	Respondents
Strongly Agree	57	136
Agree	34	82
Neutral	4	10
Disagree	1	3
Strongly Disagree	4	9
Total	100	240

The teachers are punctual and come fully prepared for the class to cover the syllabus.



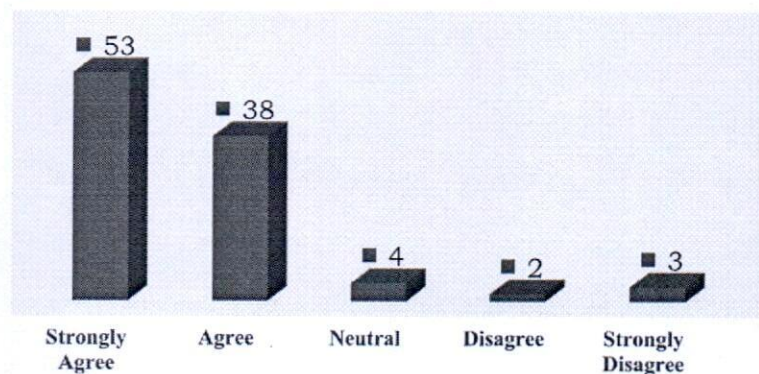
Overall, 91% of respondents either strongly agree or agree that teachers are punctual and come fully prepared for class, indicating a strong endorsement of teachers' commitment.



The teachers illustrate the concepts of the courses through examples and application.

Response	Percentage	Respondents
Strongly Agree	53	127
Agree	38	91
Neutral	4	10
Disagree	2	4
Strongly Disagree	3	8
Total	100	240

The teachers illustrate the concepts of the courses through examples and application.

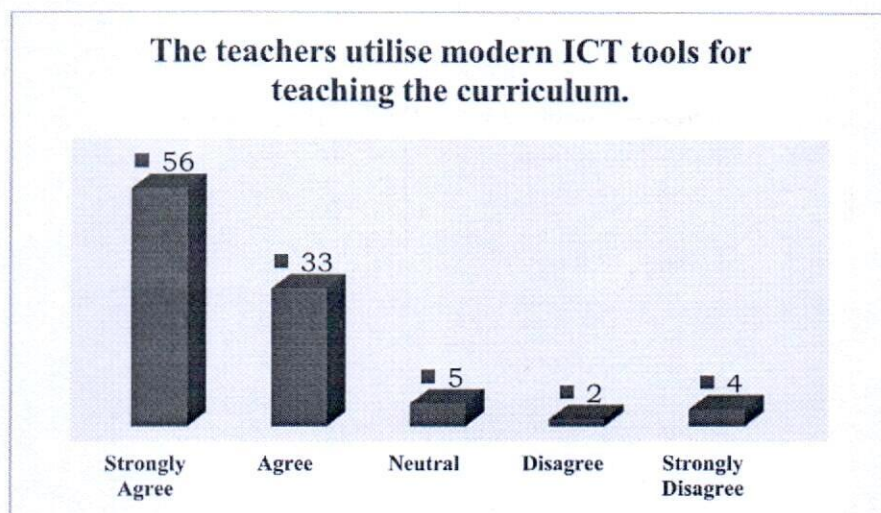


As per the above table, 91% of respondents either strongly agree or agree that teachers effectively use examples, applications and illustrate concepts with examples and applications, reflecting a solid level of strong approval.



The teachers utilise modern ICT tools for teaching the curriculum.

Response	Percentage	Respondents
Strongly Agree	56	134
Agree	33	78
Neutral	5	13
Disagree	2	4
Strongly Disagree	4	11
Total	100	240

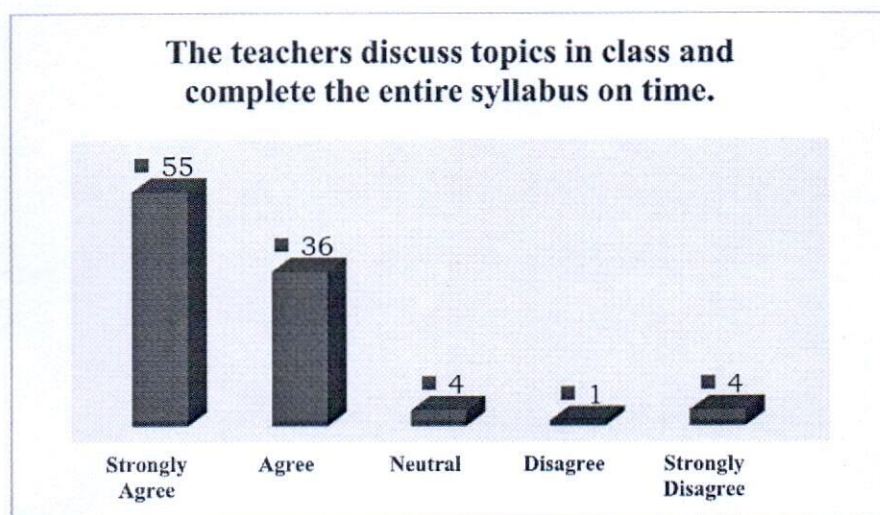


Overall, 89% students agree that teachers effectively utilize modern ICT tools, indicating that a portion of respondents feel very positive about the integration of technology in teaching. However, 11% expressed disagreement, suggesting that a small group of respondents feel there is room for improvement in the integration of ICT tools in the curriculum delivery.



The teachers discuss topics in class and complete the entire syllabus on time.

Response	Percentage	Respondents
Strongly Agree	55	132
Agree	36	87
Neutral	4	9
Disagree	1	3
Strongly Disagree	4	9
Total	100	240



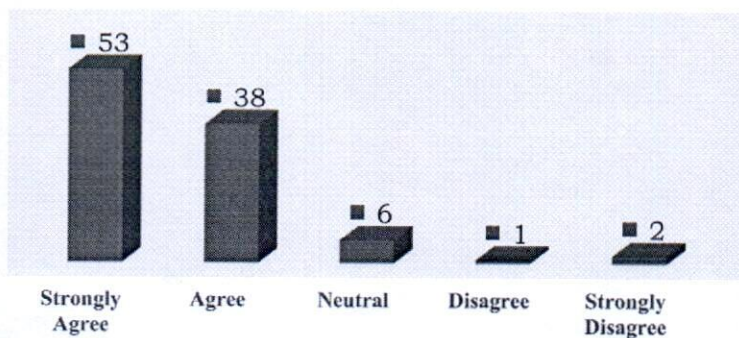
Overall, 91% agree that teachers discuss topics in class and complete the entire syllabus on time, showing a strong level of confidence in the teachers' ability to manage course content efficiently. While 4 % stayed neutral, only 5% expressed disagreement, suggesting minimal concern about syllabus completion and topic discussion in class.



Periodical assessments and evaluation process is fair and unbiased and it covers all the curriculum.

Response	Percentage	Respondents
Strongly Agree	53	126
Agree	38	90
Neutral	6	15
Disagree	1	2
Strongly Disagree	2	7
Total	100	240

Periodical assessments and evaluation process
is fair and unbiased and it covers all the
curriculum.



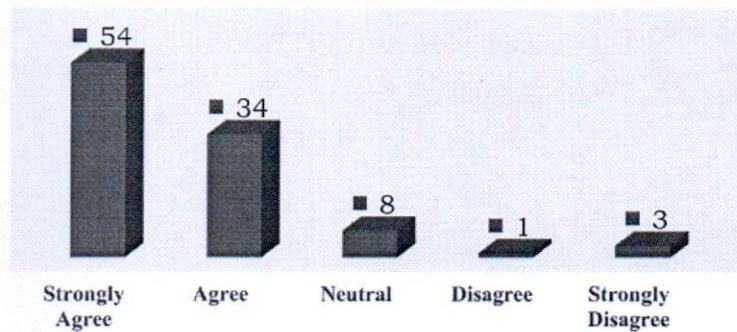
Overall, 91% of respondents either strongly agree or agree with the statement that the periodical assessments and evaluations are fair, unbiased, and cover the entire curriculum, highlighting a positive consensus on the fairness and completeness of the assessment process.



The Value added courses (VAC) offered by the University are relevant to develop more learning skills for future endeavours, etc.

Response	Percentage	Respondents
Strongly Agree	54	129
Agree	34	82
Neutral	8	18
Disagree	1	3
Strongly Disagree	3	8
Total	100	240

The Value added courses (VAC) offered by the University are relevant to develop more learning skills for future endeavours, etc.



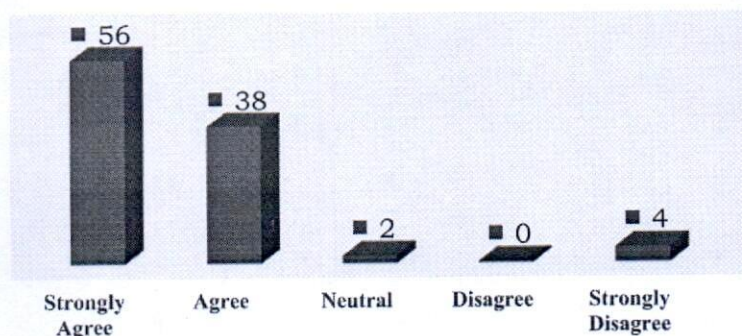
88% of respondents either strongly agree or agree that the Value-Added Courses are relevant for developing additional learning skills and are relevant for skill development and future growth, reflecting a solid level of strong approval. 8% of the respondents remained neutral to the statement and only 4% expressed disagreement, suggesting minimal concern over the relevance of the VAC for skill-building and future opportunities.



The curriculum offered by the University is as per the latest UGC guidelines or National Education Policy (NEP) 2020.

Response	Percentage	Respondents
Strongly Agree	56	134
Agree	38	90
Neutral	2	5
Disagree	0	1
Strongly Disagree	4	10
Total	100	240

The curriculum offered by the University is as per the latest UGC guidelines or National Education Policy (NEP) 2020.



Overall, 94% of respondents agree that the curriculum follows the latest UGC or NEP 2020 guidelines and suggesting a high level of confidence in the curriculum's adherence to recent educational standards., reflecting a strong consensus in favour of its current relevance.




PART – B

INSTITUTIONAL FACILITIES

The central library of the university is a major source of information for the students and is optimally utilised.

Response	Percentage	Respondents
Strongly Agree	78	179
Agree	17	40
Neutral	2	5
Disagree	1	1
Strongly Disagree	2	5
Total	100	230

The central library of the university is a major source of information for the students and is optimally utilised.




95% of respondents (219 students) recognize the library as an important and effectively utilized resource, highlighting its central role in supporting academic success. 5% (11 respondents) hold a negative view, suggesting areas for improvement to better serve this minority group.



Reading material/ prescribed books/ journals are available in the library.

Response	Percentage	Respondents
Strongly Agree	80	183
Agree	13	31
Neutral	4	9
Disagree	1	2
Strongly Disagree	2	5
Total	100	230

Reading material/ prescribed books/ journals
are available in the library.

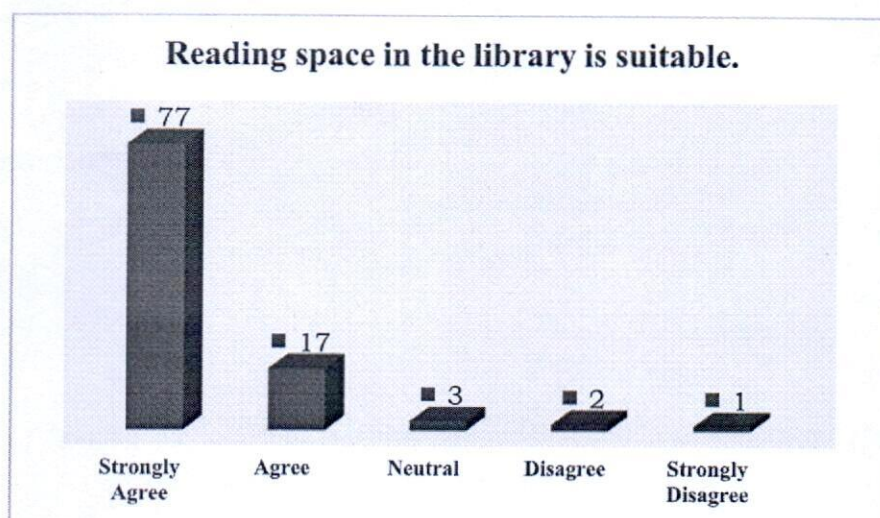


Overall, 93% of students (214 respondents) find the library adequately stocked with essential resources, demonstrating its effectiveness in meeting the majority's academic needs.



Reading space in the library is suitable.

Response	Percentage	Respondents
Strongly Agree	77	178
Agree	17	39
Neutral	3	6
Disagree	2	4
Strongly Disagree	1	3
Total	100	230




As per above table, 94% (217 respondents) expressing positive views, the data reflects general satisfaction with the library's reading space and environment, affirming it as conducive for study.



Digital educational resources are accessible in the library.

Response	Percentage	Respondents
Strongly Agree	76	175
Agree	17	38
Neutral	3	8
Disagree	2	5
Strongly Disagree	2	4
Total	100	230

Digital educational resources are accessible in the library.

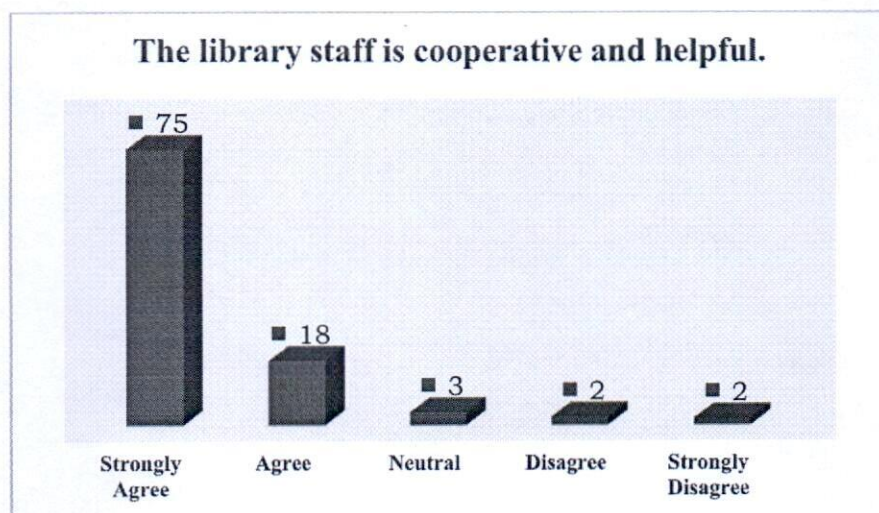


In total, 93% agree that digital resources are accessible, indicating general satisfaction while also highlighting an opportunity to enhance digital offerings for the remaining 7% only who are either neutral or dissatisfied.



The library staff is cooperative and helpful.

Response	Percentage	Respondents
Strongly Agree	75	173
Agree	18	40
Neutral	3	8
Disagree	2	5
Strongly Disagree	2	4
Total	100	230

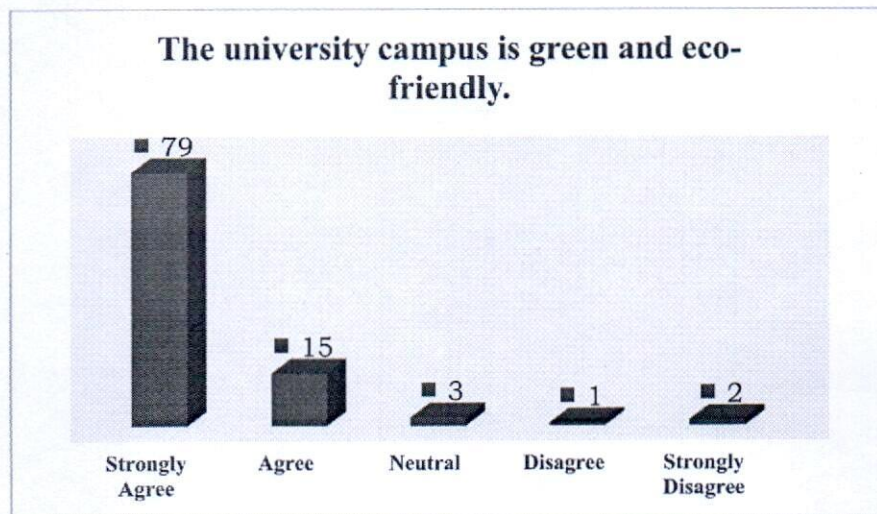


As per the above table, 93% students agrees that the library staff is cooperative and helpful, indicating a high level of appreciation for the staff's assistance.



The university campus is green and eco-friendly.

Response	Percentage	Respondents
Strongly Agree	79	181
Agree	15	37
Neutral	3	6
Disagree	1	2
Strongly Disagree	2	4
Total	100	230



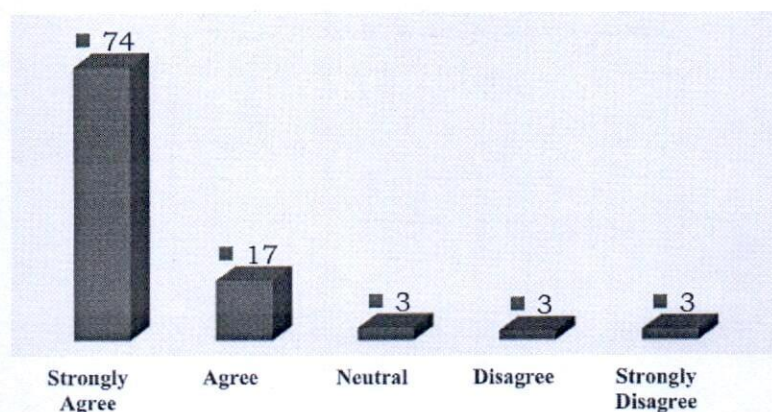
Overall, 94% hold a positive view of the campus's green and eco-friendly aspects, highlighting general satisfaction with the University's commitment to sustainability. A large portion of students are very pleased with the campus's environmental features.



Internet facility is available in the department.

Response	Percentage	Respondents
Strongly Agree	74	171
Agree	17	38
Neutral	3	8
Disagree	3	6
Strongly Disagree	3	7
Total	100	230

Internet facility is available in the department.

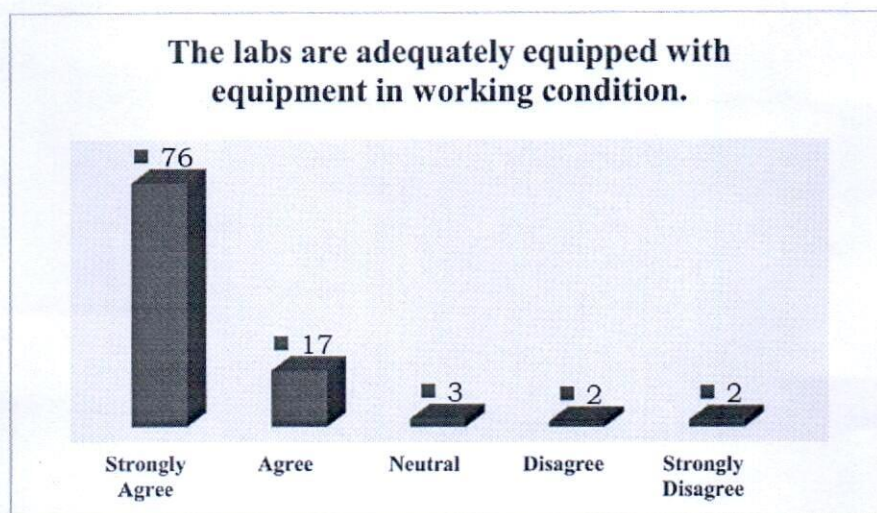


With 91% (209 people) expressing some level of agreement, while 6% (13 people) express disagreement, and 3% remain neutral. This suggests that a majority view the internet facility in the department positively, though some concerns or dissatisfaction exist among a minority.



The labs are adequately equipped with equipment in working condition.

Response	Percentage	Respondents
Strongly Agree	76	175
Agree	17	40
Neutral	3	6
Disagree	2	4
Strongly Disagree	2	5
Total	100	230

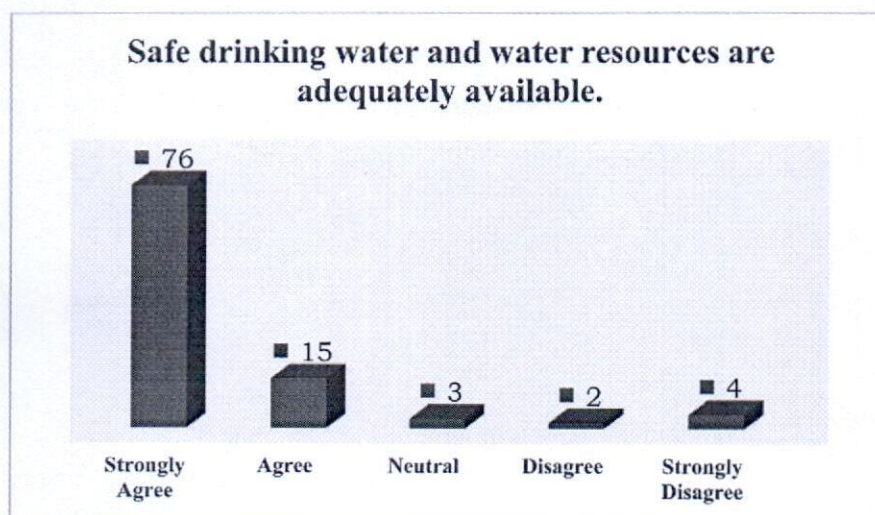


93% students generally agree that lab equipment is adequate and in working condition, while 3% (6 people) are neutral. This indicates a positive overall perception of lab adequacy, with a strong majority agreeing that equipment is available and functional, though a small portion of respondents feel otherwise.



Safe drinking water and water resources are adequately available.

Response	Percentage	Respondents
Strongly Agree	76	174
Agree	15	35
Neutral	3	7
Disagree	2	4
Strongly Disagree	4	10
Total	100	230




91% students agree that safe drinking water and water resources are adequately available, while only 6% (14 people) express disagreement. The remaining 3% (7 people) are neutral. This shows a strong majority perceiving water availability as sufficient, with only a small minority indicating concerns or dissatisfaction.



Classrooms are clean and are properly maintained.

Response	Percentage	Respondents
Strongly Agree	76	174
Agree	16	37
Neutral	4	10
Disagree	1	3
Strongly Disagree	3	6
Total	100	230



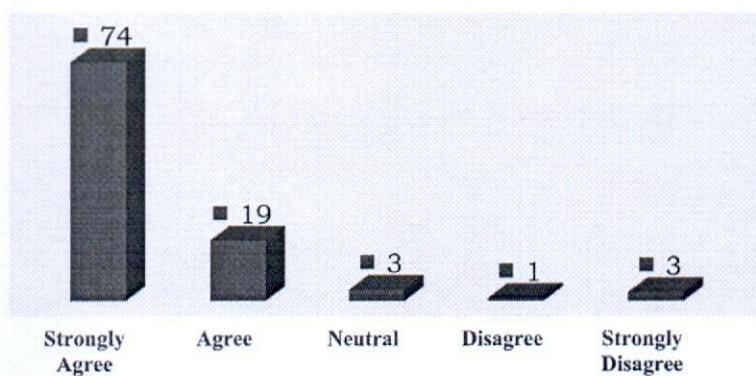
92% students agree that classrooms are clean and well-maintained, while only 4% express disagreement. This suggests that a strong majority view classroom maintenance positively, though a small segment feels there is room for improvement.



Washrooms/ Toilets are clean, hygienic, and well maintained.

Response	Percentage	Respondents
Strongly Agree	74	171
Agree	19	43
Neutral	3	8
Disagree	1	2
Strongly Disagree	3	6
Total	100	230

Washrooms/ Toilets are clean, hygienic, and well maintained.

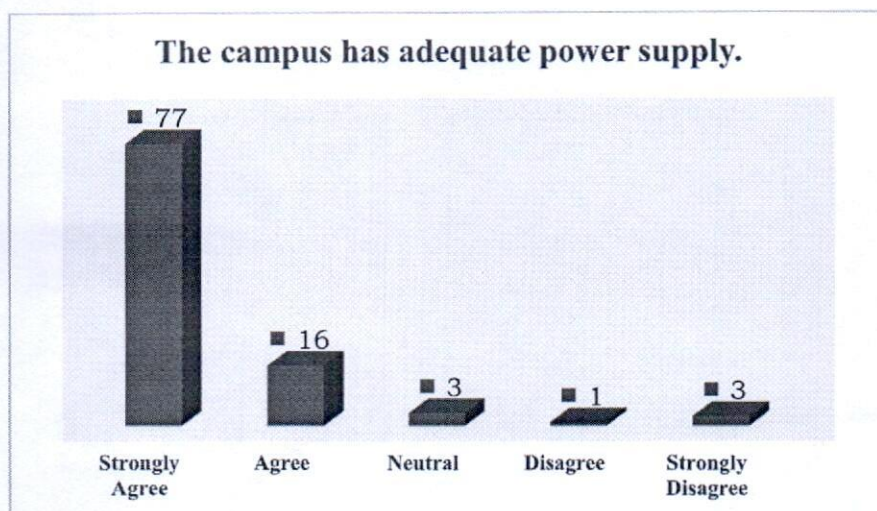


93% (214 students) agree that the washrooms are adequately clean and maintained, while 4% express dissatisfaction with the statement. 3% respondents stay neutral with the statement.



The campus has adequate power supply.

Response	Percentage	Respondents
Strongly Agree	77	176
Agree	16	38
Neutral	3	8
Disagree	1	2
Strongly Disagree	3	6
Total	100	230

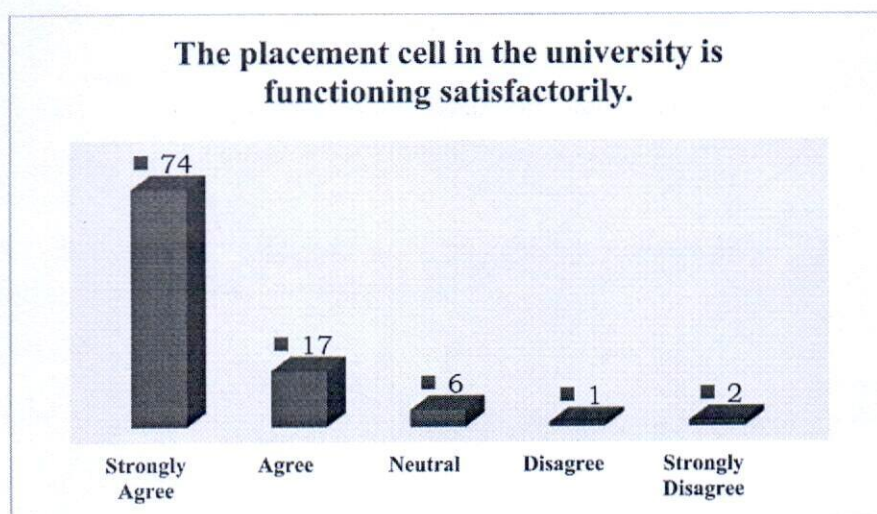


93% respondents feel that the campus has a sufficient power supply, while 7% disagree. This suggests a strong overall satisfaction with that the campus has an adequate power supply.



The placement cell in the university is functioning satisfactorily.

Response	Percentage	Respondents
Strongly Agree	74	171
Agree	17	40
Neutral	6	12
Disagree	1	3
Strongly Disagree	2	4
Total	100	230




As per the above table, 91% view the placement cell as satisfactory, while 3% express dissatisfaction. The remaining 6% hold a neutral stance. This indicates a generally positive perception of the placement cell's effectiveness.



The office staff in the department is helpful.

Response	Percentage	Respondents
Strongly Agree	77	177
Agree	17	39
Neutral	4	9
Disagree	0	0
Strongly Disagree	2	5
Total	100	230

The office staff in the department is helpful.




The table shows responses regarding the helpfulness of the office staff in the department as 94% students agree that the office staff is helpful, while only 2% express disagreement. This indicates a strong positive perception of the office staff's helpfulness, with a high level of satisfaction overall and very few respondents expressing dissatisfaction.




Sufficient opportunities are provided by the NCC units and NSS units of the University.

Response	Percentage	Respondents
Strongly Agree	76	174
Agree	18	41
Neutral	5	11
Disagree	0	1
Strongly Disagree	1	3
Total	100	230

Sufficient opportunities are provided by the NCC units and NSS units of the University.



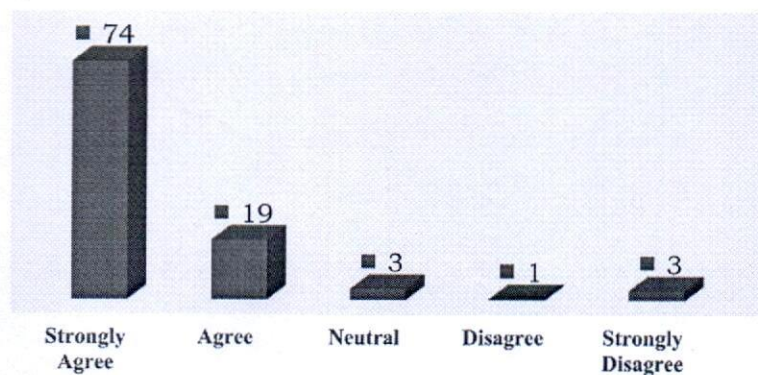
94% feel that the NCC and NSS units provide sufficient opportunities, while only 1% express dissatisfaction. This shows that there is a strong overall positive perception of the opportunities provided by the NCC and NSS units, with a majority affirming the sufficiency of these opportunities. The small percentage of disagreement and neutrality suggests that while most are satisfied, there may still be room to address specific needs or awareness among some students. This positive response reflects well on the University's efforts to support student development and extracurricular engagement through these units.



Opportunities are available under Curricular/ Extra-curricular activities for the students.

Response	Percentage	Respondents
Strongly Agree	74	171
Agree	19	43
Neutral	3	8
Disagree	1	1
Strongly Disagree	3	7
Total	100	230

Opportunities are available under Curricular/
Extra-curricular activities for the students.

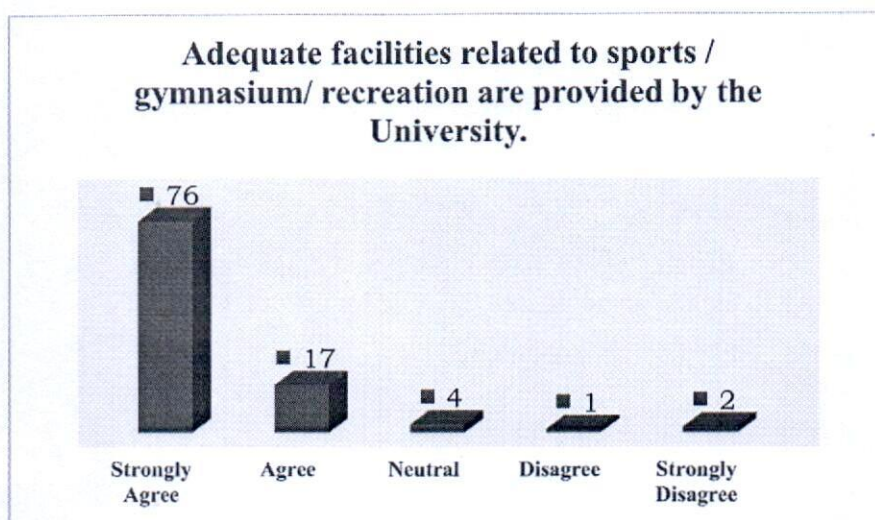


93% students agree that sufficient curricular and extracurricular opportunities are provided, while only 4% express dissatisfaction with this statement. The remaining 3% hold a neutral stance. Most respondents view the university's provision of curricular and extracurricular opportunities positively, indicating strong support for the range and accessibility of activities available to students. Overall, this high level of agreement reflects the university's success in fostering a well-rounded student experience.



Adequate facilities related to sports / gymnasium/ recreation are provided by the University.

Response	Percentage	Respondents
Strongly Agree	76	175
Agree	17	40
Neutral	4	7
Disagree	1	3
Strongly Disagree	2	5
Total	100	230




93% agree that the University provides sufficient facilities for sports, gymnasium, and recreation. This shows that the University's sports, gymnasium, and recreational facilities as adequate, with a strong consensus on their availability and quality.



Appropriate medical facilities are available in the University campus.

Response	Percentage	Respondents
Strongly Agree	75	171
Agree	17	40
Neutral	4	10
Disagree	2	4
Strongly Disagree	2	5
Total	100	230

Appropriate medical facilities are available in the University campus.



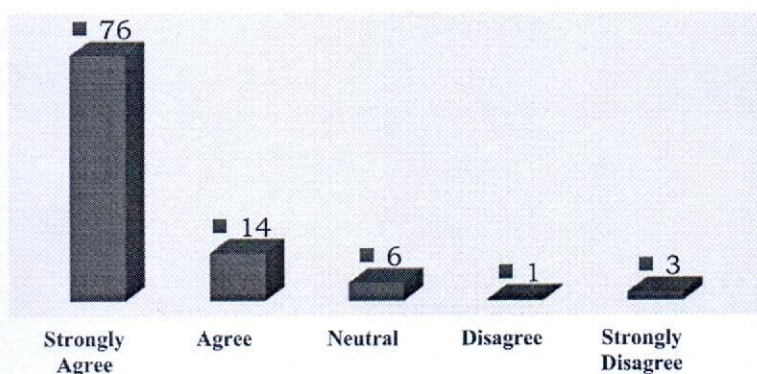
Most respondents (92%) are satisfied with the medical facilities provided on campus, indicating that the university has effectively addressed students' healthcare needs. The small proportion of disagreement and neutrality suggests that while most students are content, there may still be areas for improvement or awareness regarding these services. Overall, the response indicates a positive perception of the university's medical facilities, with a strong majority acknowledging their adequacy.



Facilities provided in the University hostels are adequate.

Response	Percentage	Respondents
Strongly Agree	76	176
Agree	14	34
Neutral	6	13
Disagree	1	1
Strongly Disagree	3	6
Total	100	230

Facilities provided in the University hostels are adequate.

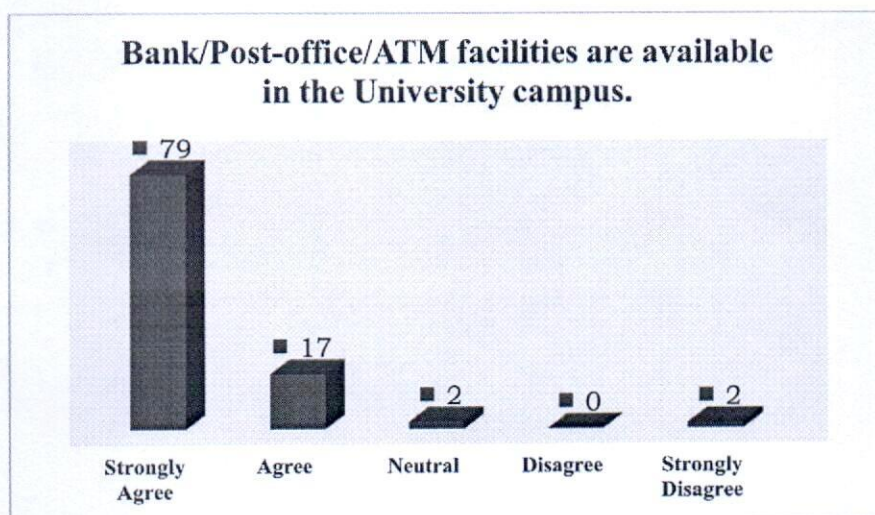


Most students (90%) are satisfied with the hostel facilities, suggesting that the University is meeting the needs of most students in terms of accommodation. However, the 6% neutrality and 4% dissatisfaction indicate that there may be specific areas for improvement or that some students feel there is room for enhancement in hostel services. Overall, the response reflects a generally positive view, with most students finding the hostel facilities to be sufficient.



Bank/Post-office/ATM facilities are available in the University campus.

Response	Percentage	Respondents
Strongly Agree	79	182
Agree	17	39
Neutral	2	5
Disagree	0	0
Strongly Disagree	2	4
Total	100	230



The above table shows that most students (96%) perceive the availability of bank, post-office, and ATM facilities on campus positively, indicating that these essential services are well-provided for students. Overall, the response highlights a high level of satisfaction with these services on University campus.



SECTION - ALUMNI



RESEARCH METHODOLOGY

Data Type:	Primary
Data Collection Tool:	Survey (Online)
Sample Size:	46
Sample Frame:	Students of IFTM University who passed out of the University before 2023-24 from School of Agricultural Sciences & Engineering
Sampling:	Probability Sampling
Questionnaire:	Five-point Likert scale



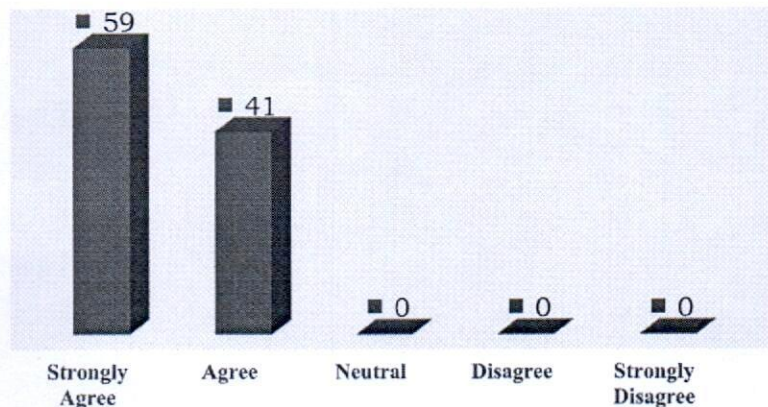
PART – A

CURRICULUM

The curriculum provided added flexibility and diversity among the offered courses across the programmes.

Response	Percentage	Respondents
Strongly Agree	59	27
Agree	41	19
Neutral	0	0
Disagree	0	0
Strongly Disagree	0	0
Total	100	46

The curriculum provided added flexibility and diversity among the offered courses across the programmes.



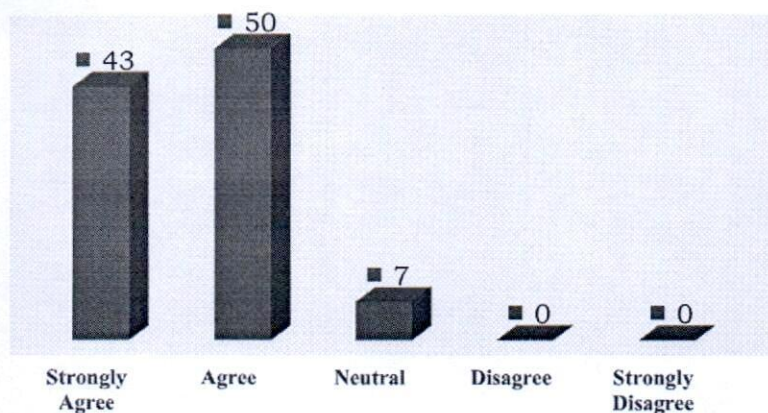
All the alumni respondents agreed that the curriculum provided added flexibility and diversity among the offered courses across the programmes.



The curriculum based on courses of the programme led to employability, skill development and entrepreneurship.

Response	Percentage	Respondents
Strongly Agree	43	20
Agree	50	23
Neutral	7	3
Disagree	0	0
Strongly Disagree	0	0
Total	100	46

The curriculum based on courses of the programme led to employability, skill development and entrepreneurship.



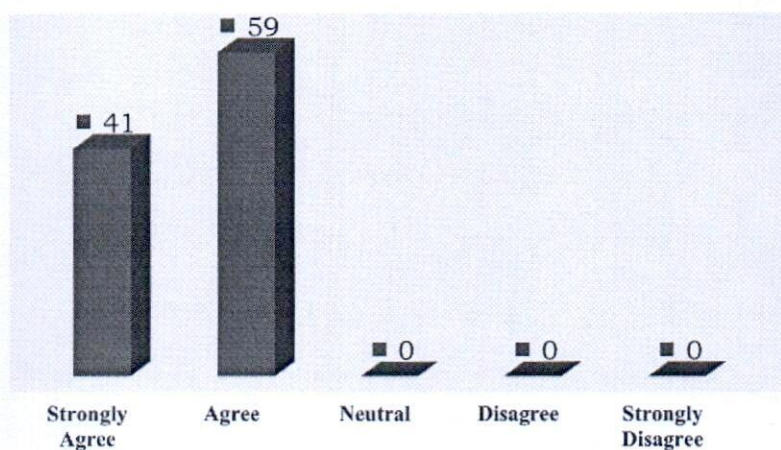
While 93% of the alumni agreed that the curriculum based on courses of the programme led to employability, skill development and entrepreneurship; about 7% remained neutral to the given statement.



The offered course structure and syllabus was interesting and easy to understand.

Response	Percentage	Respondents
Strongly Agree	41	19
Agree	59	27
Neutral	0	0
Disagree	0	0
Strongly Disagree	0	0
Total	100	46

The offered course structure and syllabus was interesting and easy to understand.



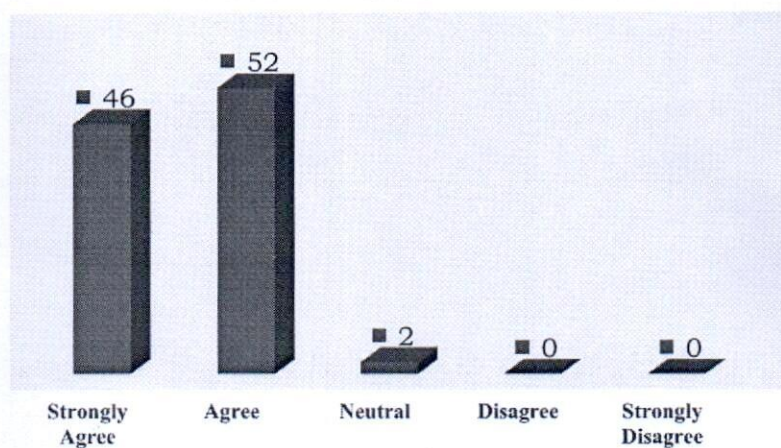
All the alumni agreed that the offered course structure and syllabus was interesting and easy to understand.



The curriculum offered by the University met with the industry requirements.

Response	Percentage	Respondents
Strongly Agree	46	21
Agree	52	24
Neutral	2	1
Disagree	0	0
Strongly Disagree	0	0
Total	100	46

The curriculum offered by the University met with the industry requirements.

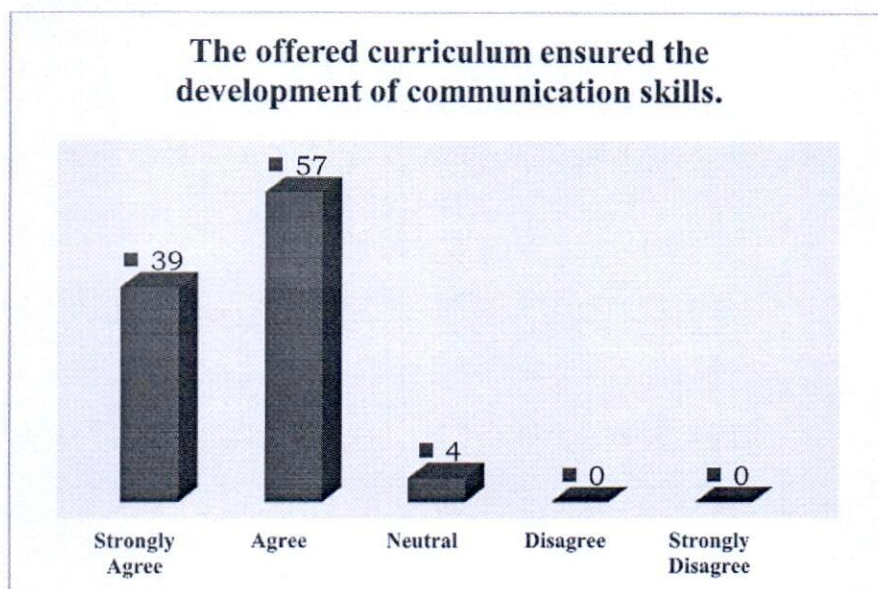


While 98% of the alumni agreed that the curriculum offered by the University met with the industry requirements; about 2% remained neutral to the given statement.



The offered curriculum ensured the development of communication skills.

Response	Percentage	Respondents
Strongly Agree	39	18
Agree	57	26
Neutral	4	2
Disagree	0	0
Strongly Disagree	0	0
Total	100	46



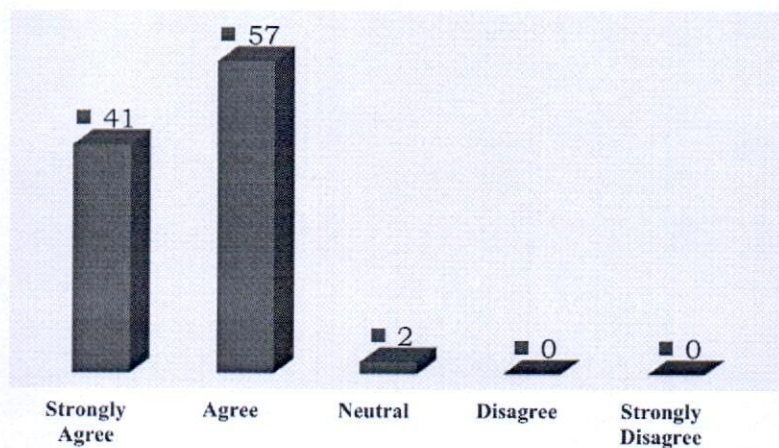
96% of the alumni agreed that the offered curriculum ensured the development of communication skills; about 4% stayed neutral to the given statement.



The curriculum was found to bridge the gap between theory and practical exercises.

Response	Percentage	Respondents
Strongly Agree	41	19
Agree	57	26
Neutral	2	1
Disagree	0	0
Strongly Disagree	0	0
Total	100	46

The curriculum was found to bridge the gap between theory and practical exercises.



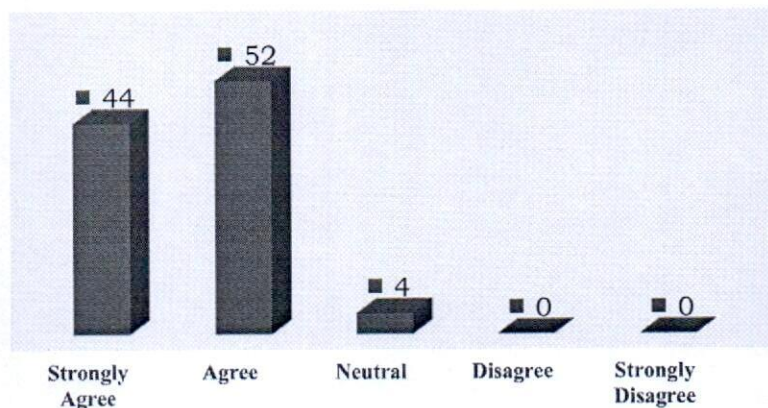
While 98% of the alumni agreed that the curriculum was found to bridge the gap between theory and practical exercises; about 2% remained neutral to the given statement.



The Value added courses (VAC) offered by the University were relevant to develop more learning skills.

Response	Percentage	Respondents
Strongly Agree	44	20
Agree	52	24
Neutral	4	2
Disagree	0	0
Strongly Disagree	0	0
Total	100	46

The Value added courses (VAC) offered by the University were relevant to develop more learning skills.



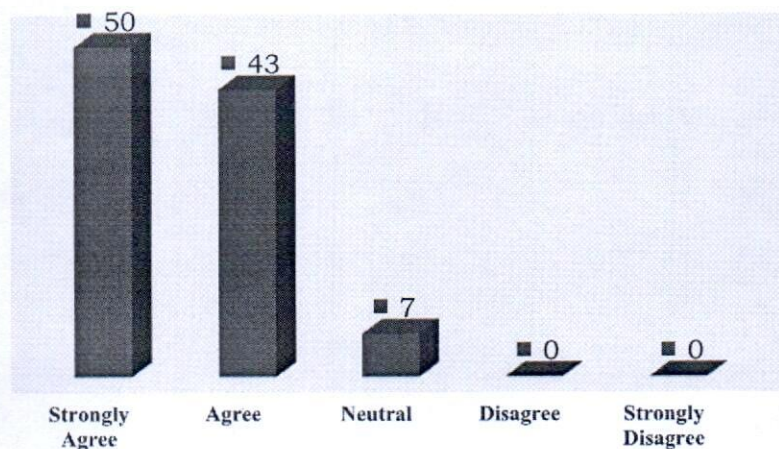
96% of the alumni agreed that the value-added courses (VAC) offered by the University were relevant to develop more learning skills; about 4% kept their response neutral.



The courses offered in the programme were found to be relevant to my job ambitions.

Response	Percentage	Respondents
Strongly Agree	50	23
Agree	43	20
Neutral	7	3
Disagree	0	0
Strongly Disagree	0	0
Total	100	46

The courses offered in the programme were found to be relevant to my job ambitions.

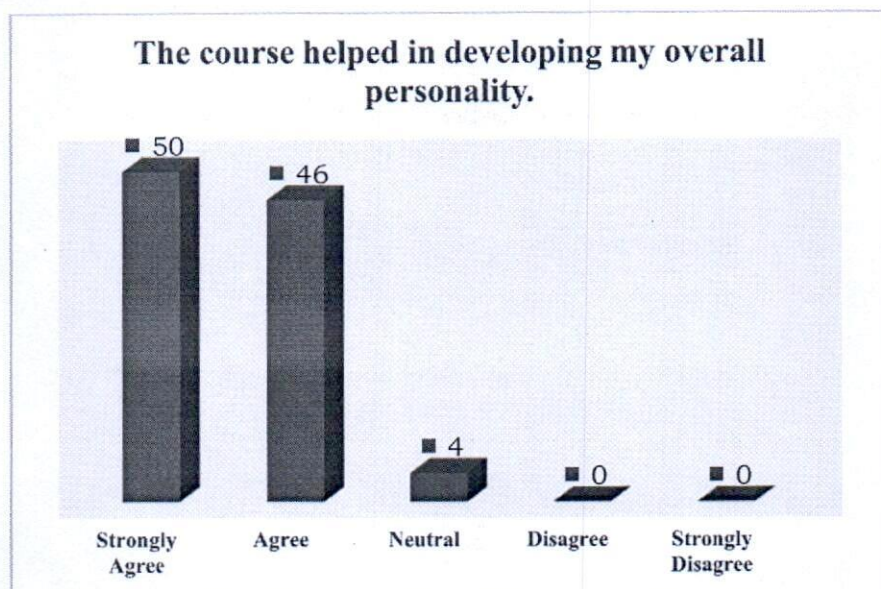


While 93% of the alumni agreed that the courses offered in the programme were found to be relevant to their job ambitions; about 7% kept neutral to the given statement.



The course helped in developing my overall personality.

Response	Percentage	Respondents
Strongly Agree	50	23
Agree	46	21
Neutral	4	2
Disagree	0	0
Strongly Disagree	0	0
Total	100	46



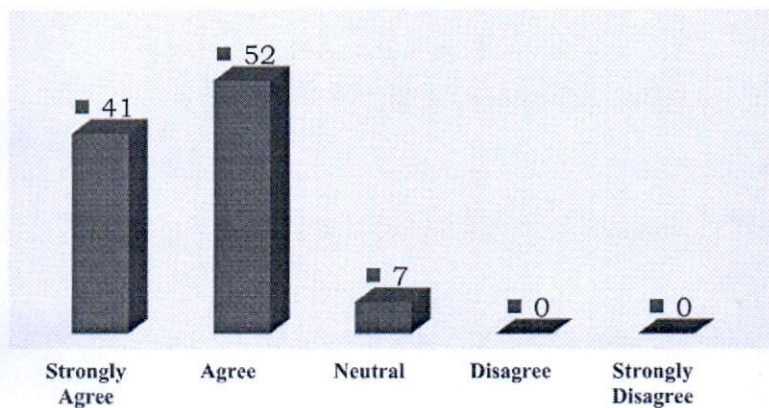
96% of the alumni agreed that the course helped in developing their overall personality; about 4% could not form any opinion and so remained neutral to the given statement.



The curriculum prescribed for your programme during your term in the university was appropriate.

Response	Percentage	Respondents
Strongly Agree	41	19
Agree	52	24
Neutral	7	3
Disagree	0	0
Strongly Disagree	0	0
Total	100	46

The curriculum prescribed for your programme during your term in the university was appropriate.

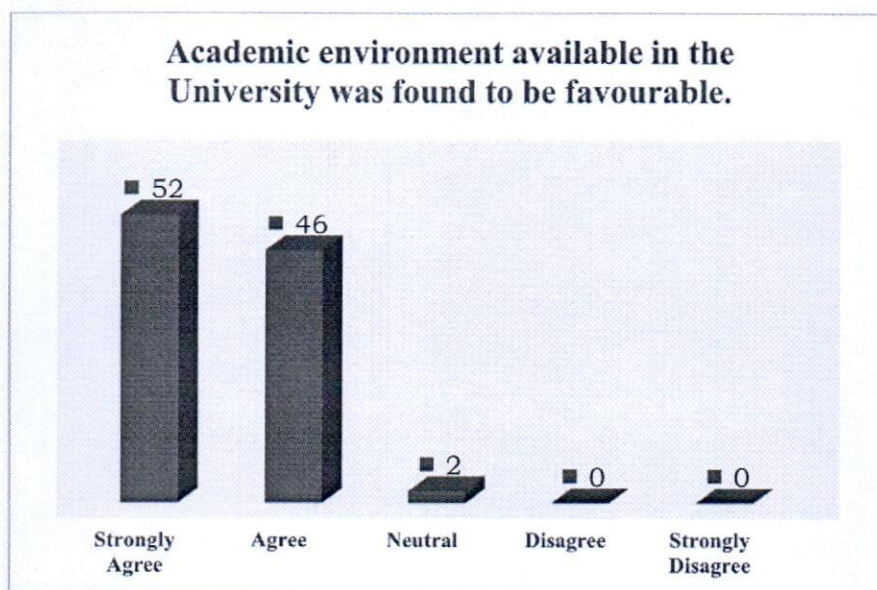


While 93% of the alumni agreed that the curriculum prescribed for their programme during their term in the university was appropriate; about 7% remained neutral towards the statement.



Academic environment available in the University was found to be favourable.

Response	Percentage	Respondents
Strongly Agree	52	24
Agree	46	21
Neutral	2	1
Disagree	0	0
Strongly Disagree	0	0
Total	100	46



98% of the alumni agreed that the academic environment available in the University was found to be favourable; about 2% could not form any opinion and so remained neutral to the given statement.

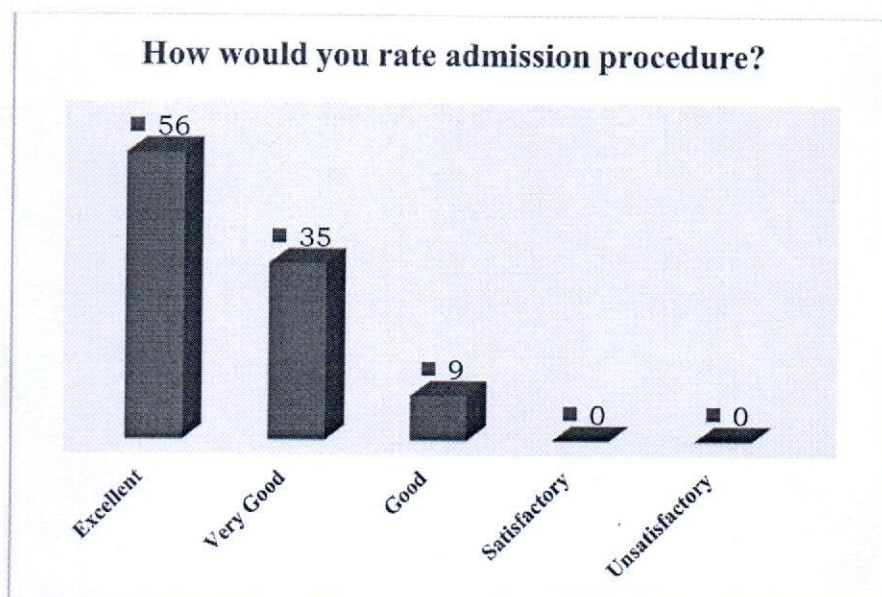


PART – B

INSTITUTIONAL FACILITIES

How would you rate admission procedure?

Response	Percentage	Respondents
Excellent	56	26
Very Good	35	16
Good	9	4
Satisfactory	0	0
Unsatisfactory	0	0
Total	100	46

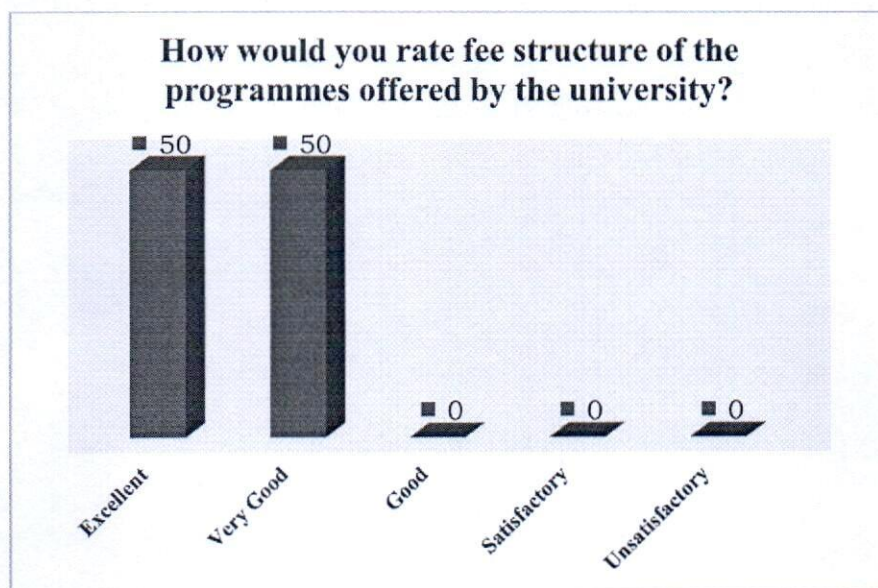


While 56% of the alumni rated the admission procedure as Excellent; about 35% found it to be Very Good and 9% rated it as Good.



How would you rate fee structure of the programmes offered by the university?

Response	Percentage	Respondents
Excellent	50	23
Very Good	50	23
Good	0	0
Satisfactory	0	0
Unsatisfactory	0	0
Total	100	46

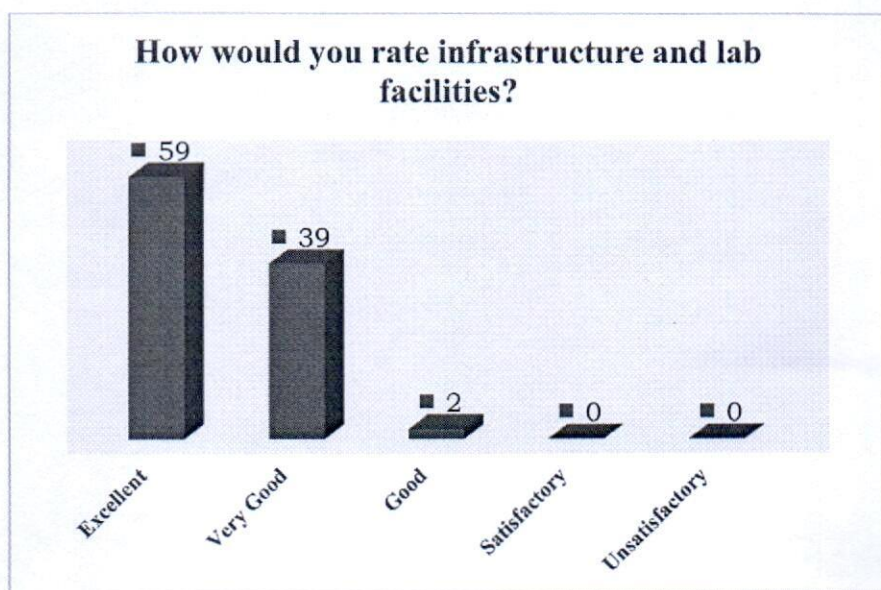


50% of the alumni found the fee structure of the programmes offered by the university to be Excellent; and the remaining 50% rated it as Very Good.



How would you rate infrastructure and lab facilities?

Response	Percentage	Respondents
Excellent	59	27
Very Good	39	18
Good	2	1
Satisfactory	0	0
Unsatisfactory	0	0
Total	100	46

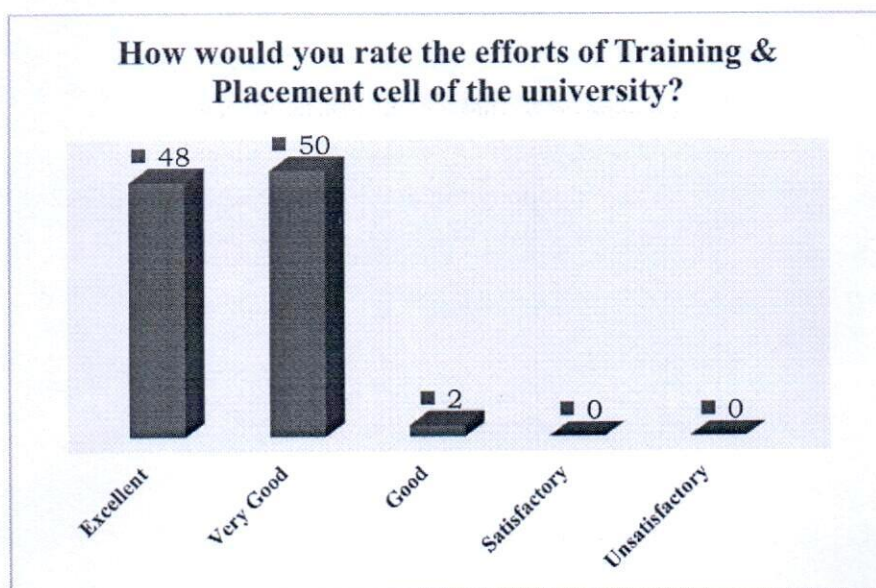


While 59% of the alumni rated the infrastructure and lab facilities as Excellent; about 39% found them to be Very Good and 2% rated them as Good.



How would you rate the efforts of Training & Placement cell of the university?

Response	Percentage	Respondents
Excellent	48	22
Very Good	50	23
Good	2	1
Satisfactory	0	0
Unsatisfactory	0	0
Total	100	46

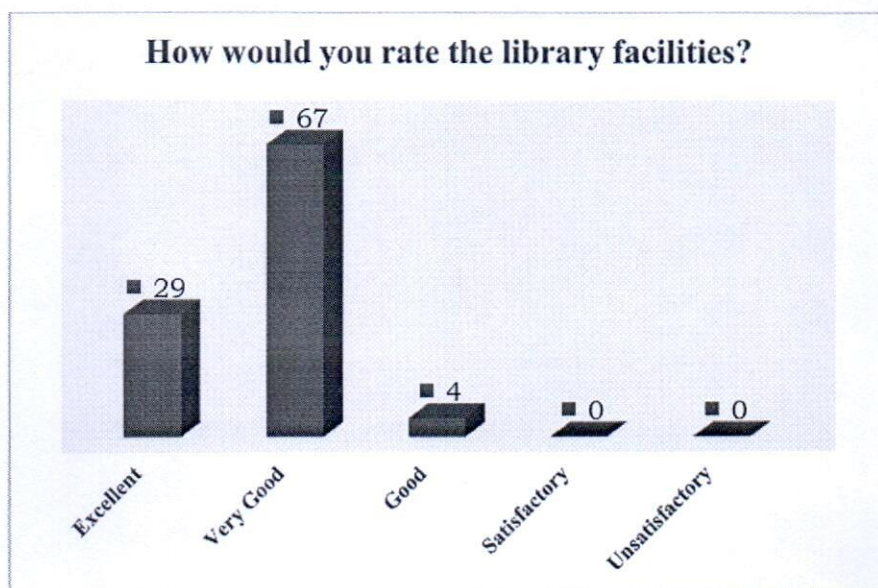


48% of the alumni found the efforts of Training & Placement cell of the university to be Excellent; about 50% rated it as Very Good and 2% found it to be Good.



How would you rate the library facilities?

Response	Percentage	Respondents
Excellent	29	13
Very Good	67	31
Good	4	2
Satisfactory	0	0
Unsatisfactory	0	0
Total	100	46

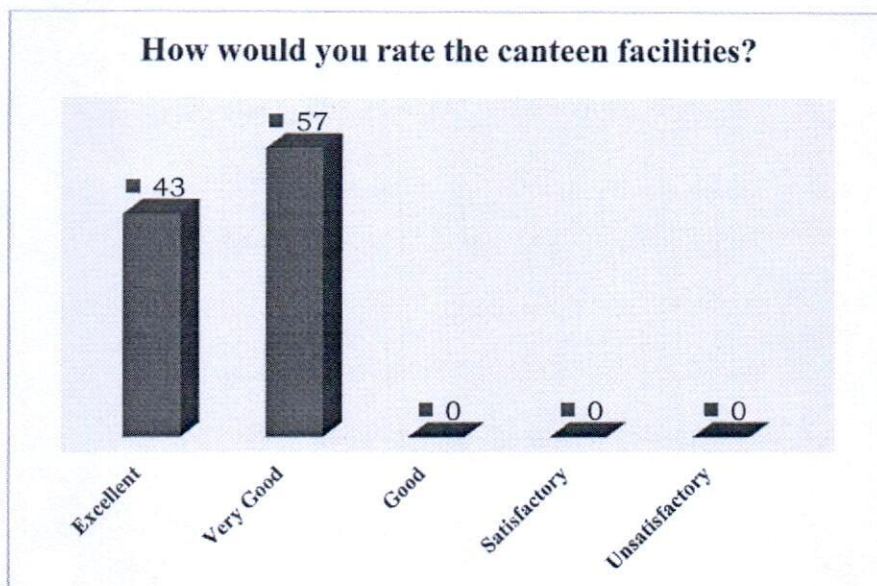


While 29% of the alumni rated the library facilities as Excellent; about 67% found it to be Very Good and 4% rated it as Good.



How would you rate the canteen facilities?

Response	Percentage	Respondents
Excellent	43	20
Very Good	57	26
Good	0	0
Satisfactory	0	0
Unsatisfactory	0	0
Total	100	46

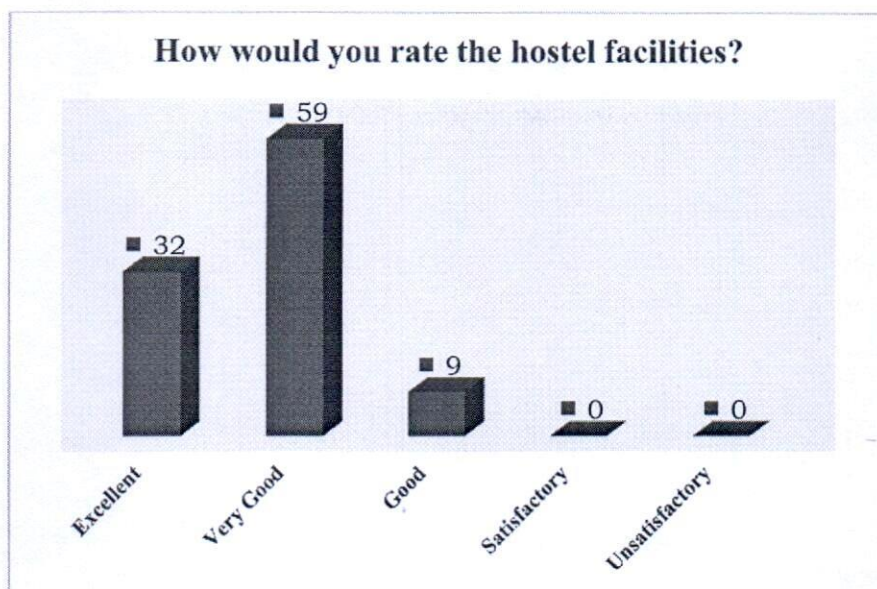


43% of the alumni respondents found the canteen facilities to be Excellent; about 57% rated it as Very Good.



How would you rate the hostel facilities?

Response	Percentage	Respondents
Excellent	32	15
Very Good	59	27
Good	9	4
Satisfactory	0	0
Unsatisfactory	0	0
Total	100	46



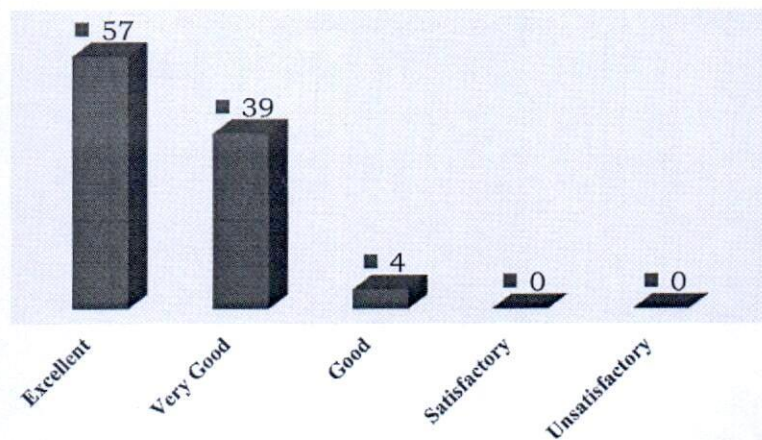
While 32% of the alumni rated the hostel facilities as Excellent; about 59% found it to be Very Good and 9% rated it as Good.



How would you rate alumni association of the university?

Response	Percentage	Respondents
Excellent	57	26
Very Good	39	18
Good	4	2
Satisfactory	0	0
Unsatisfactory	0	0
Total	100	46

How would you rate alumni association of the university?

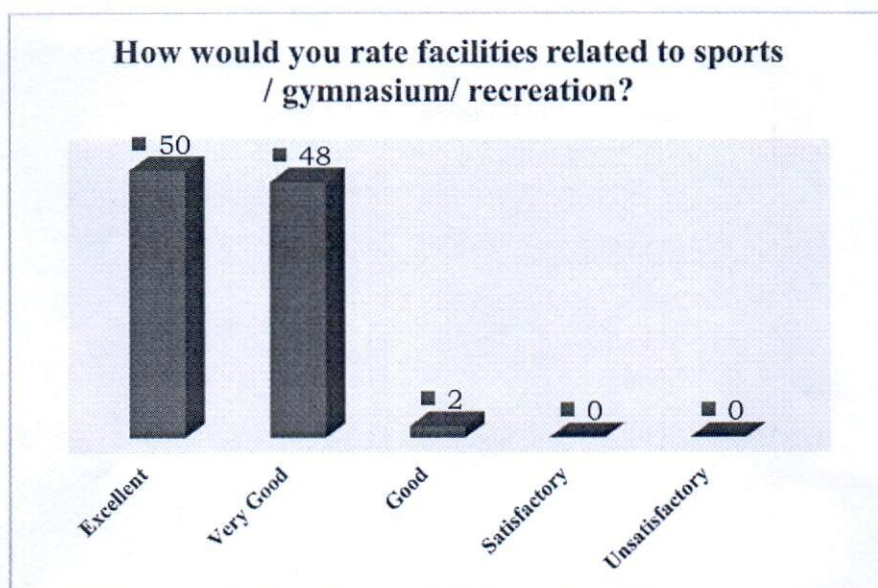


While 57% of the respondents found the alumni association of the university to be Excellent; about 39% rated it as Very Good and 4% found it to be Good.



How would you rate facilities related to sports / gymnasium/ recreation?

Response	Percentage	Respondents
Excellent	50	23
Very Good	48	22
Good	2	1
Satisfactory	0	0
Unsatisfactory	0	0
Total	100	46



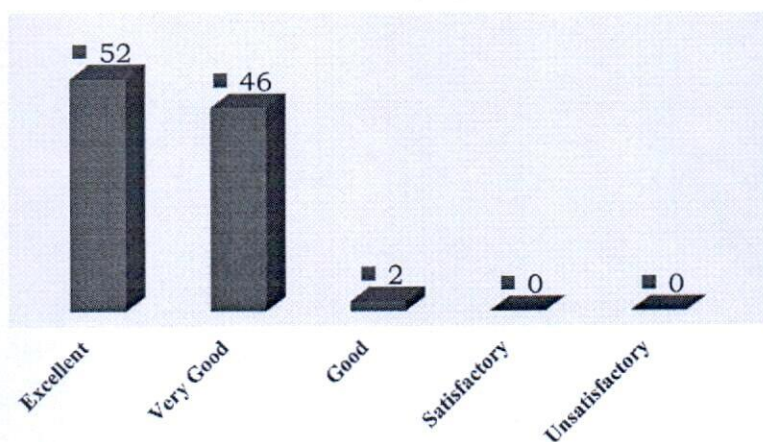
50% of the alumni rated the facilities related to sports / gymnasium/ recreation as Excellent; about 48% found it to be Very Good and 2% rated it as Good.



How was the conduct of the staff of the university during your visit and interaction?

Response	Percentage	Respondents
Excellent	52	24
Very Good	46	21
Good	2	1
Satisfactory	0	0
Unsatisfactory	0	0
Total	100	46

How was the conduct of the staff of the university during your visit and interaction?

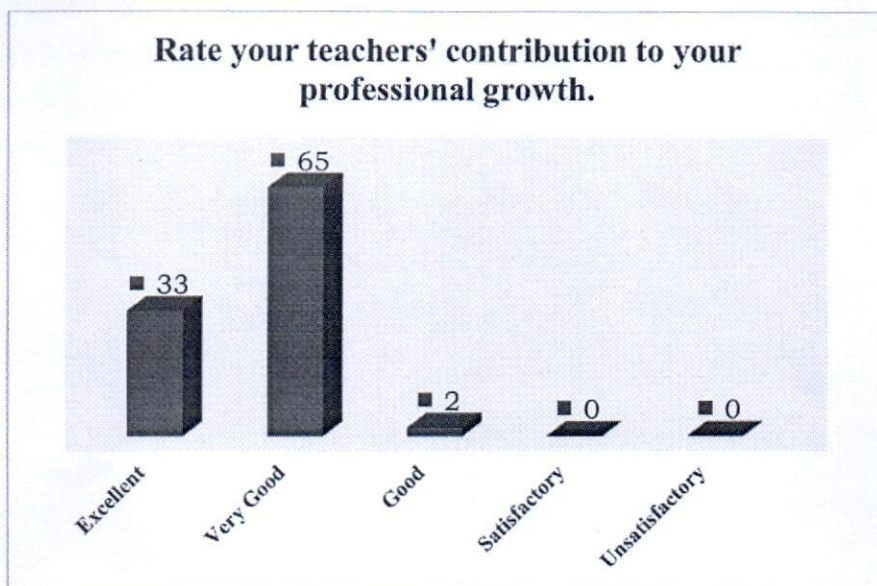


While 52% of the respondents found the conduct of the staff of the university during their visits and interactions to be Excellent; about 46% rated it as Very Good and 2% found it to be Good.



Rate your teachers' contribution to your professional growth.

Response	Percentage	Respondents
Excellent	33	15
Very Good	65	30
Good	2	1
Satisfactory	0	0
Unsatisfactory	0	0
Total	100	46

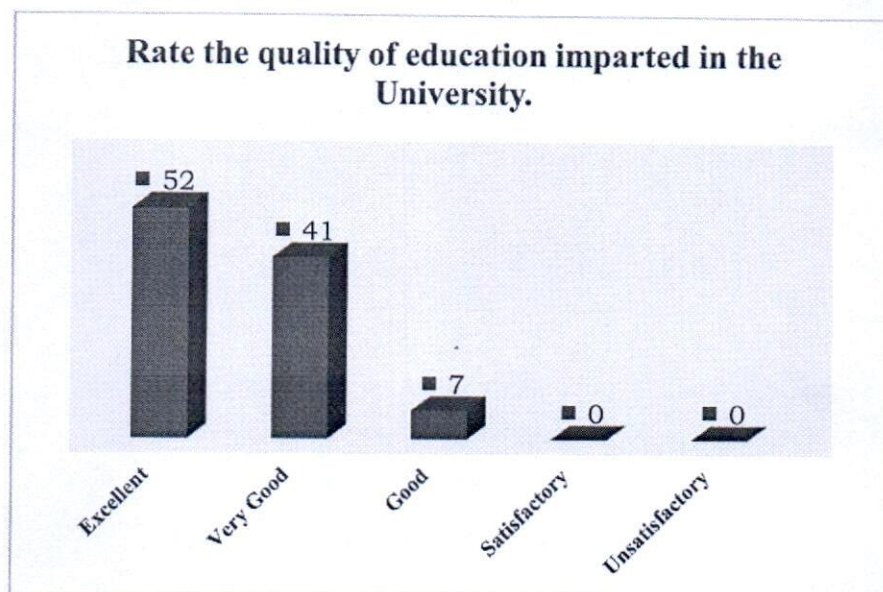


While 33% of the alumni rated their teachers' contribution to their professional growth as Excellent; about 65% found it to be Very Good and 2% rated it as Good.



Rate the quality of education imparted in the University.

Response	Percentage	Respondents
Excellent	52	24
Very Good	41	19
Good	7	3
Satisfactory	0	0
Unsatisfactory	0	0
Total	100	46



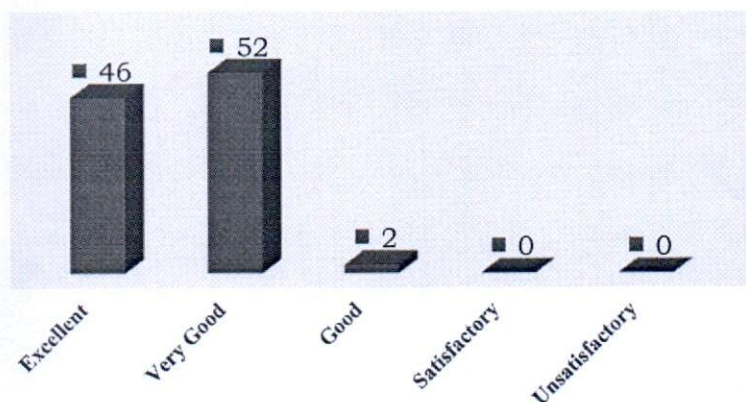
While 52% of the respondents found the quality of education imparted in the University to be Excellent; about 41% rated it as Very Good and 7% found it to be Good.



Rate the suitability of skills-related courses to the industry which were included in the programmes.

Response	Percentage	Respondents
Excellent	46	21
Very Good	52	24
Good	2	1
Satisfactory	0	0
Unsatisfactory	0	0
Total	100	46

Rate the suitability of skills-related courses to the industry which were included in the programmes.



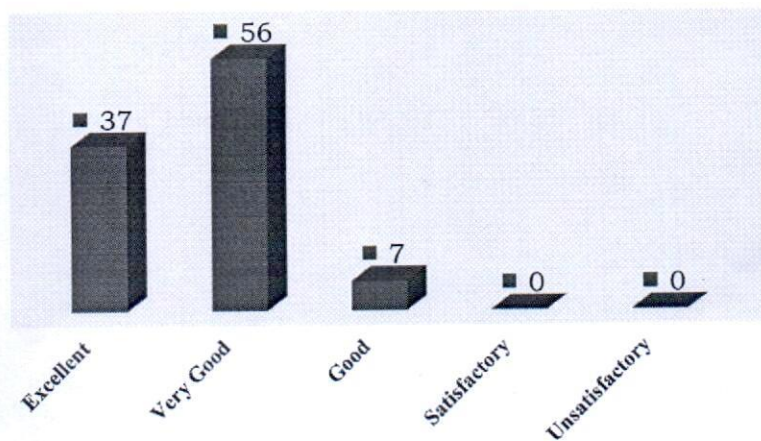
46% of the alumni rated the suitability of skills-related courses to the industry which were included in the programmes as Excellent; about 52% found it to be Very Good and 2% rated it as Good.



Rate the development activities organized by the university for your overall development.

Response	Percentage	Respondents
Excellent	37	17
Very Good	56	26
Good	7	3
Satisfactory	0	0
Unsatisfactory	0	0
Total	100	46

Rate the development activities organized by the university for your overall development.



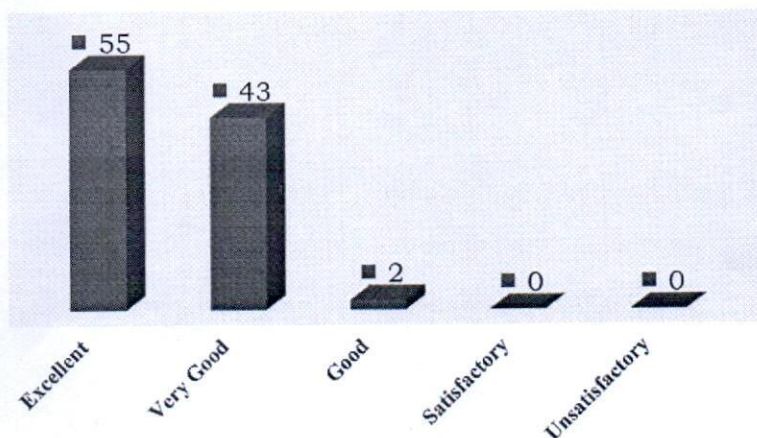
While 37% of the alumni respondents found the development activities organized by the university for their overall development to be Excellent; about 56% rated it as Very Good and 7% found it to be Good.



Rate the relevance of your programme to your present job or undertaking.

Response	Percentage	Respondents
Excellent	55	25
Very Good	43	20
Good	2	1
Satisfactory	0	0
Unsatisfactory	0	0
Total	100	46

Rate the relevance of your programme to your present job or undertaking.



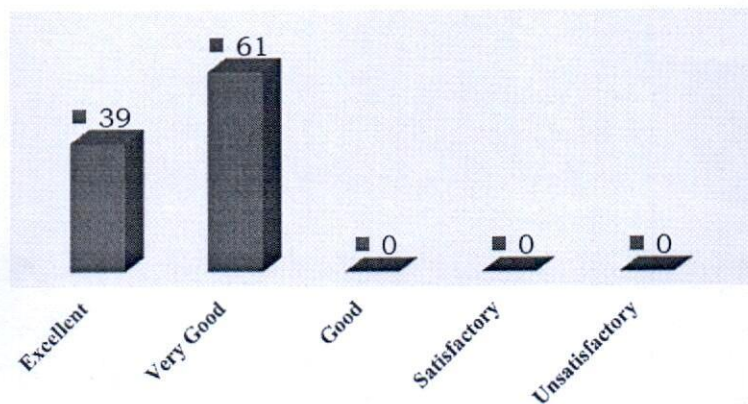
55% of the alumni rated the relevance of their programme to their present job or undertaking as Excellent; about 43% found it to be Very Good and 2% rated it as Good.



The efforts of the University for Personality Development/ Soft Skills/ Group Discussion Techniques.

Response	Percentage	Respondents
Excellent	39	18
Very Good	61	28
Good	0	0
Satisfactory	0	0
Unsatisfactory	0	0
Total	100	46


The efforts of the University for Personality Development/ Soft Skills/ Group Discussion Techniques.



39% of the alumni found the efforts of the University for Personality Development/ Soft Skills/ Group Discussion Techniques to be Excellent; about 61% rated it as Very Good.



SECTION - EMPLOYER



RESEARCH METHODOLOGY

Data Type:	Primary
Data Collection Tool:	Survey (Online)
Sample Size:	7
Sample Frame:	Business Organisations provided employment/ training to students of IFTM University from School of Agricultural Sciences & Engineering
Sampling:	Probability Sampling
Questionnaire:	Five-point Likert scale



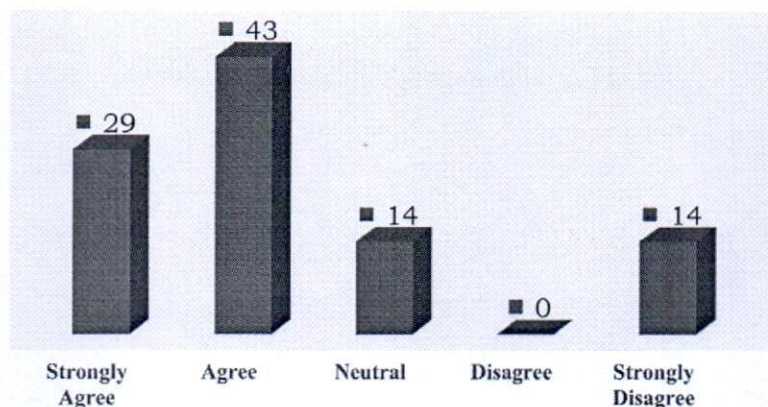
PART – A

CURRICULUM

The programmes offered by IFTM university have applicability to real life situations and practical approach.

Response	Percentage	Respondents
Strongly Agree	29	2
Agree	43	3
Neutral	14	1
Disagree	0	0
Strongly Disagree	14	1
Total	100	7

The programmes offered by IFTM university have applicability to real life situations and practical approach.

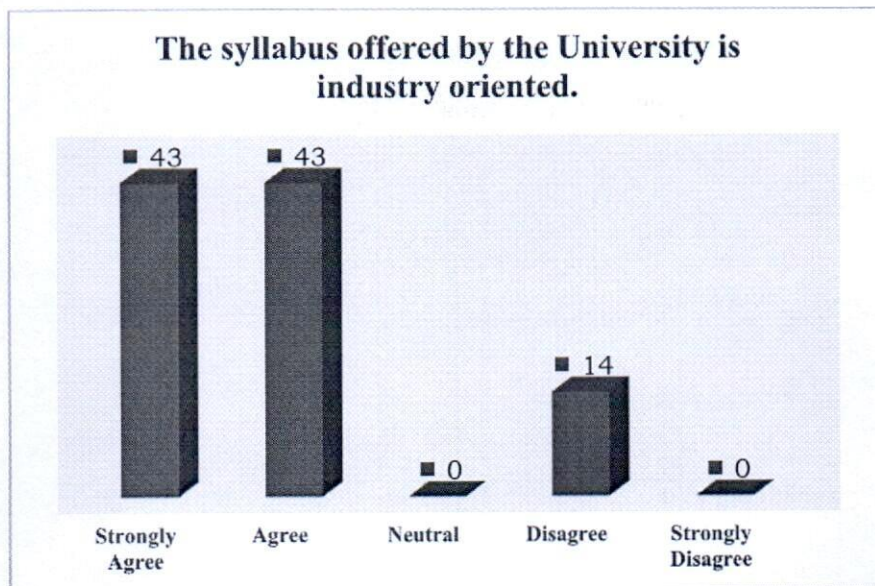


Overall, most respondents (72%) believe IFTM University's programmes are practically oriented and applicable to real-world situations. However, there is a small segment (14%) that sees room for improvement.



The syllabus offered by the University is industry oriented.

Response	Percentage	Respondents
Strongly Agree	43	3
Agree	43	3
Neutral	0	0
Disagree	14	1
Strongly Disagree	0	0
Total	100	7

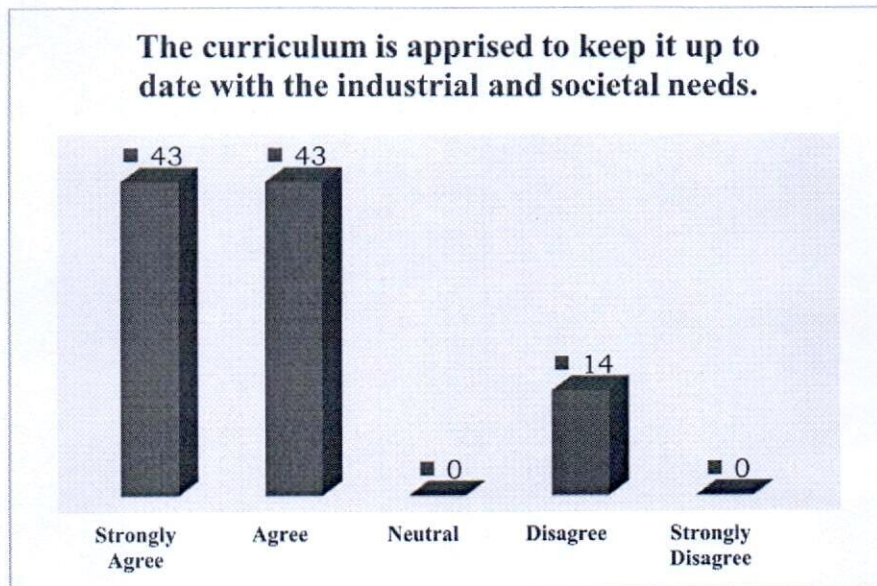


Most respondents (86%) believe that the university syllabus aligns well with industry requirements, indicating a generally positive perception. However, the presence of one dissenting voice suggests there might be room for improvement or varying experiences among stakeholders.



The curriculum is appraised to keep it up to date with the industrial and societal needs.

Response	Percentage	Respondents
Strongly Agree	43	3
Agree	43	3
Neutral	0	0
Disagree	14	1
Strongly Disagree	0	0
Total	100	7



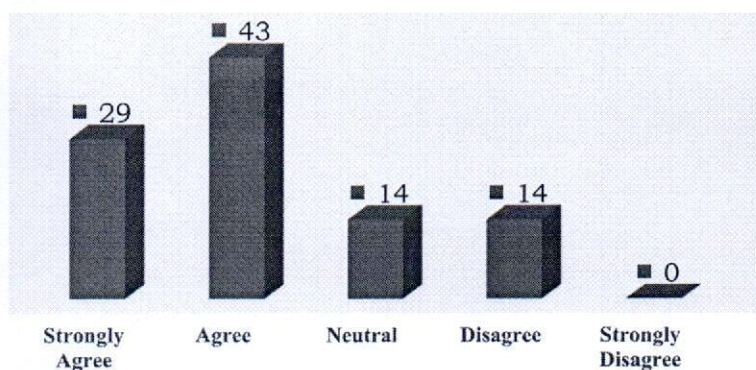
The majority (86%) of respondents have a positive outlook on the curriculum's relevance, indicating strong confidence in its alignment with industry and society. Only one respondent expressed dissatisfaction. This suggests that, overall, the curriculum is perceived as responsive to contemporary needs, but there may still be room for improvement.



The University gives weightage to employability, skill development and entrepreneurship in curriculum design and development.

Response	Percentage	Respondents
Strongly Agree	29	2
Agree	43	3
Neutral	14	1
Disagree	14	1
Strongly Disagree	0	0
Total	100	7

The University gives weightage to employability, skill development and entrepreneurship in curriculum design and development.



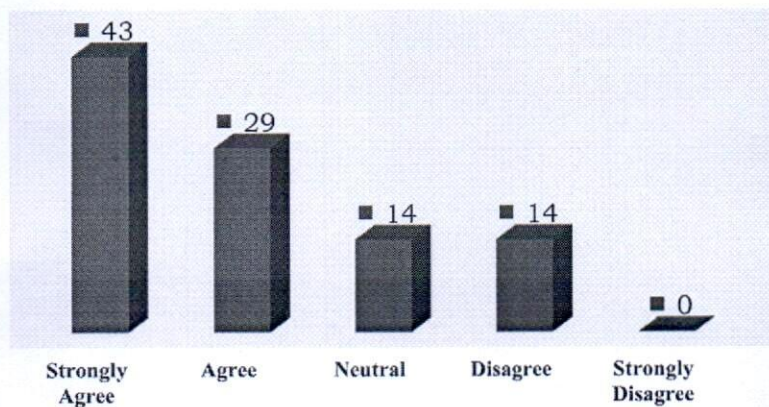
The overall feedback indicates a positive outlook, with 72% of respondents (combining "Strongly Agree" and "Agree") recognizing that the University incorporates employability, skill development, and entrepreneurship in its curriculum. However, the presence of neutral and disagreeing responses suggests that there may still be areas for improvement or varying perceptions among stakeholders.



The syllabus offered by the University is conducive for the students' readiness towards recruitment.

Response	Percentage	Respondents
Strongly Agree	43	3
Agree	29	2
Neutral	14	1
Disagree	14	1
Strongly Disagree	0	0
Total	100	7

The syllabus offered by the University is conducive for the students' readiness towards recruitment.



The university's syllabus generally supports students' recruitment readiness, though enhancements may be necessary to address all perspectives fully.

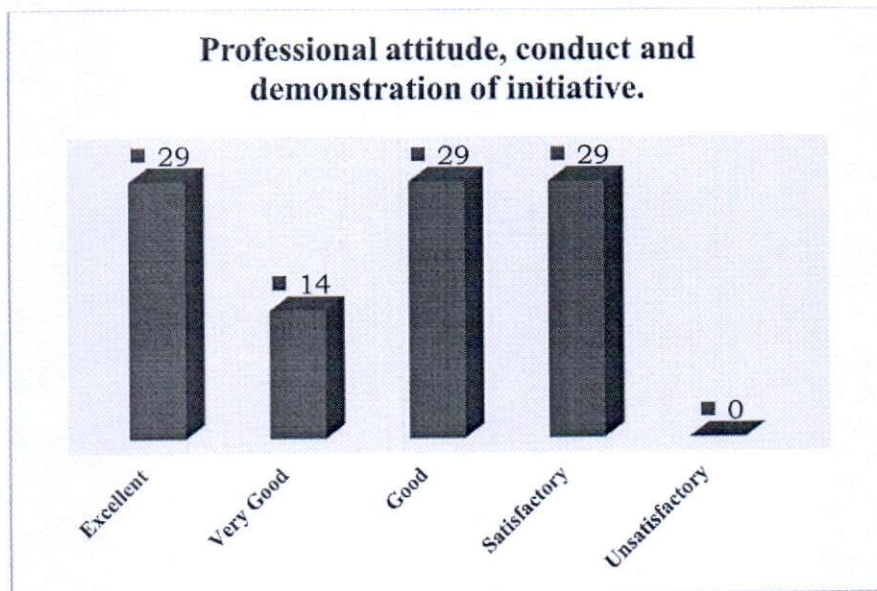


PART – B

WORK PERFORMANCE

Professional attitude, conduct and demonstration of initiative.

Response	Percentage	Respondents
Excellent	29	2
Very Good	14	1
Good	29	2
Satisfactory	29	2
Unsatisfactory	0	0
Total	100	7

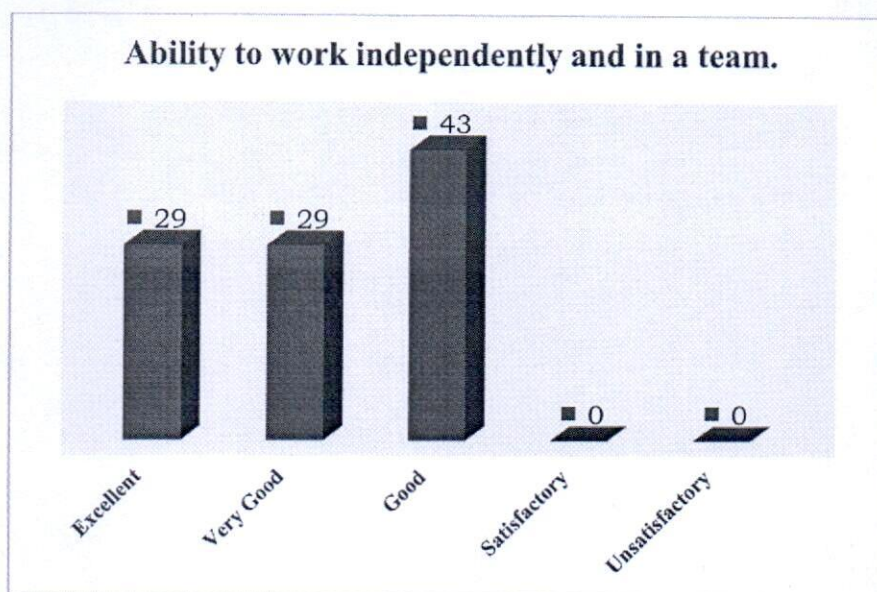


Overall, the feedback suggests a generally positive perception of professional behaviour and initiative, with some opportunities for further enhancement.



Ability to work independently and in a team.

Response	Percentage	Respondents
Excellent	29	2
Very Good	29	2
Good	43	3
Satisfactory	0	0
Unsatisfactory	0	0
Total	100	7

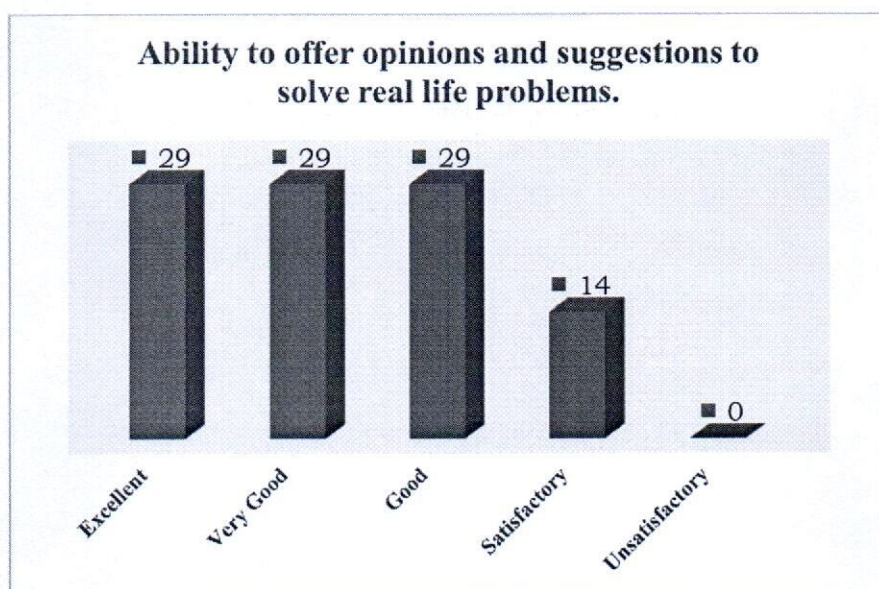


The overall self-assessment is very favourable, with all participants rating the teamwork and independent work abilities positively. This suggests a strong team with a solid foundation of collaborative and autonomous skills, contributing to an effective working environment.



Ability to offer opinions and suggestions to solve real life problems.

Response	Percentage	Respondents
Excellent	29	2
Very Good	29	2
Good	29	2
Satisfactory	14	1
Unsatisfactory	0	0
Total	100	7

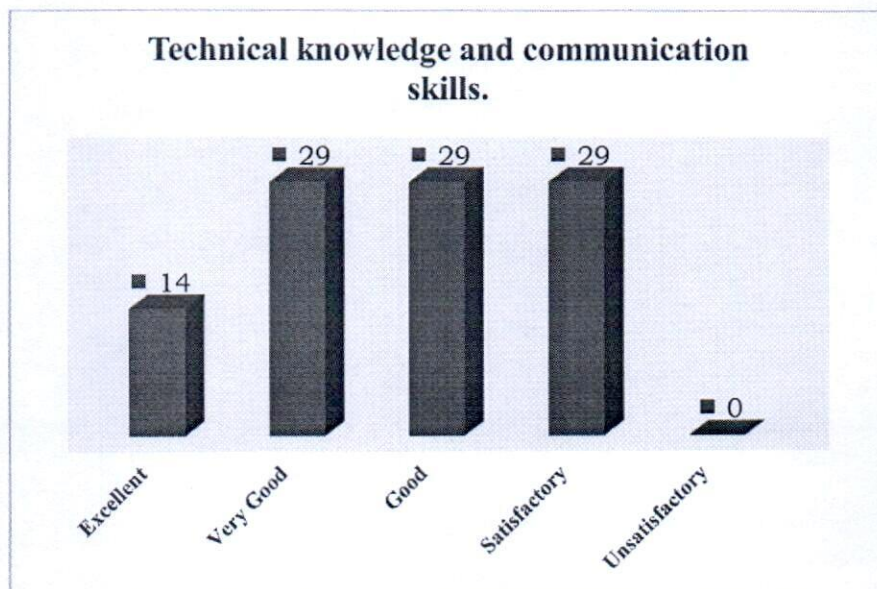


The majority (87%) rated the ability between "Good" and "Excellent," indicating overall positive performance. However, the presence of a "Satisfactory" rating shows there might be some inconsistencies or areas needing further development. No respondents rated the performance as unsatisfactory, which is a positive indicator.



Technical knowledge and communication skills.

Response	Percentage	Respondents
Excellent	14	1
Very Good	29	2
Good	29	2
Satisfactory	29	2
Unsatisfactory	0	0
Total	100	7



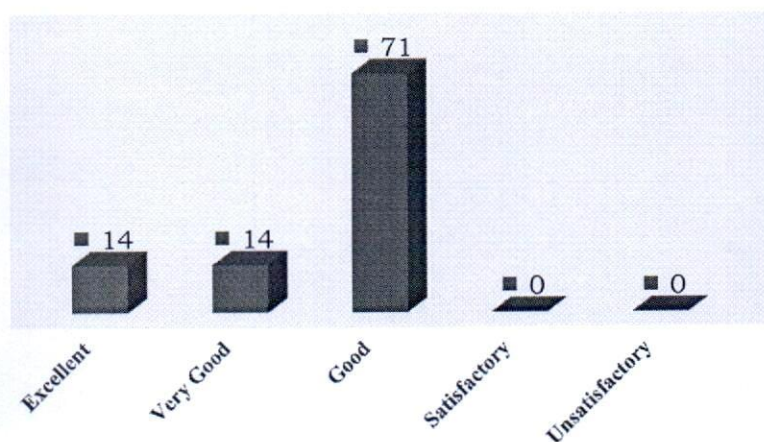
This data suggests a generally positive perception of technical knowledge and communication skills, with most respondents confident in the abilities but also recognizing potential areas for further development.



Self-motivated and taking appropriate level of responsibilities.

Response	Percentage	Respondents
Excellent	14	1
Very Good	14	1
Good	71	5
Satisfactory	0	0
Unsatisfactory	0	0
Total	100	7

Self-motivated and taking appropriate level of responsibilities.

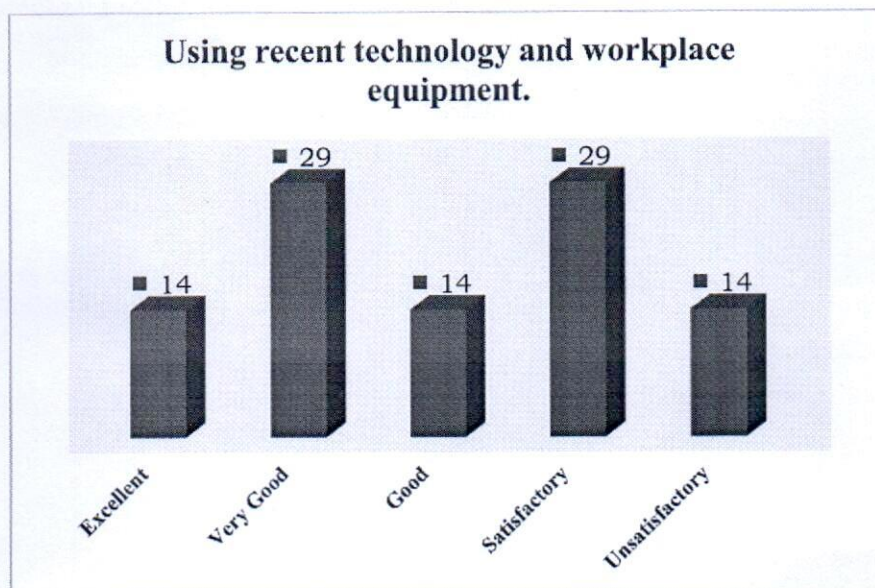


The overall feedback is positive, with the majority (71%) considering the individual's self-motivation and responsibility level as "Good." This indicates solid performance but suggests room for improvement toward achieving an "Excellent" rating. The absence of lower ratings (Satisfactory or Unsatisfactory) reflects a consistent performance that meets or exceeds expectations.



Using recent technology and workplace equipment.

Response	Percentage	Respondents
Excellent	14	1
Very Good	29	2
Good	14	1
Satisfactory	29	2
Unsatisfactory	14	1
Total	100	7

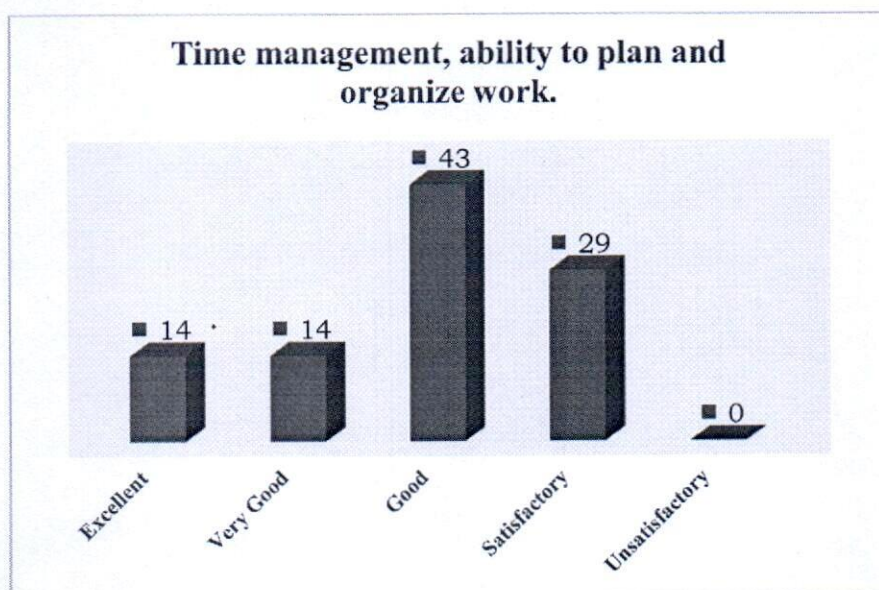


While most respondents have a positive or neutral view, the presence of one dissatisfied user suggests potential issues or disparities in access, functionality, or training related to the workplace technology.



Time management, ability to plan and organize work.

Response	Percentage	Respondents
Excellent	14	1
Very Good	14	1
Good	43	3
Satisfactory	29	2
Unsatisfactory	0	0
Total	100	7

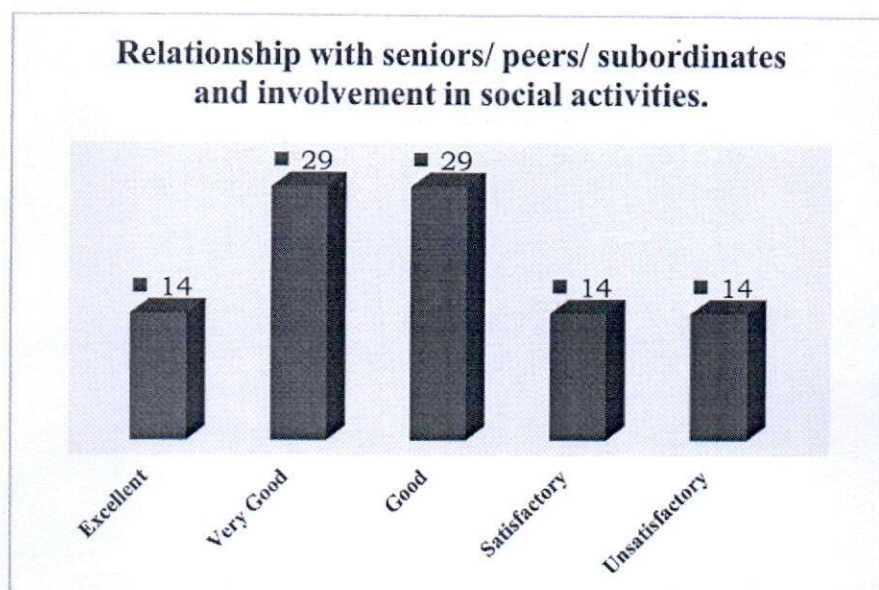


Most respondents (71%) rated time management as either "Good" or higher. However, with 29% rating it only "Satisfactory," there is a perception among some that improvement is needed.



Relationship with seniors/ peers/ subordinates and involvement in social activities.

Response	Percentage	Respondents
Excellent	14	1
Very Good	29	2
Good	29	2
Satisfactory	14	1
Unsatisfactory	14	1
Total	100	7

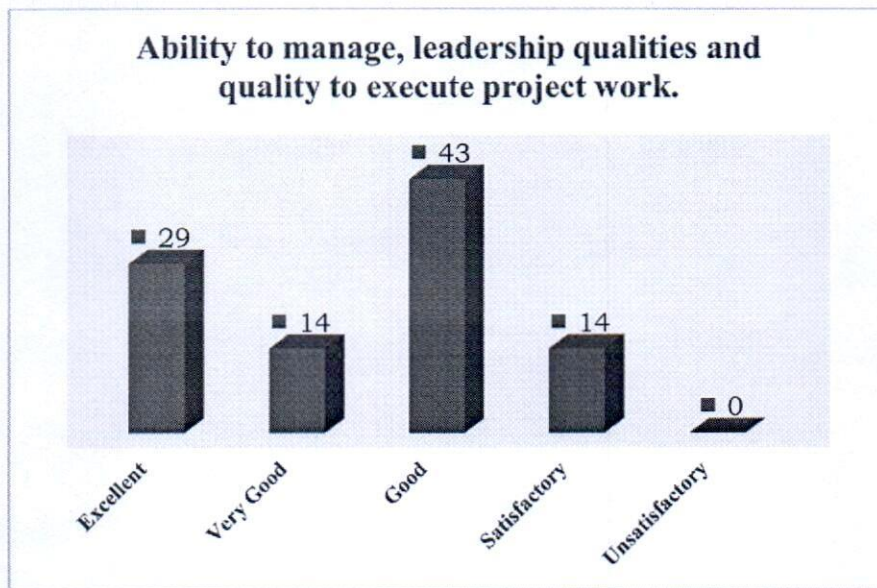


While 72% of respondents (Excellent, Very Good, Good) view their relationships and social involvement positively, some areas may benefit from attention to enhance overall satisfaction.




Ability to manage, leadership qualities and quality to execute project work.

Response	Percentage	Respondents
Excellent	29	2
Very Good	14	1
Good	43	3
Satisfactory	14	1
Unsatisfactory	0	0
Total	100	7

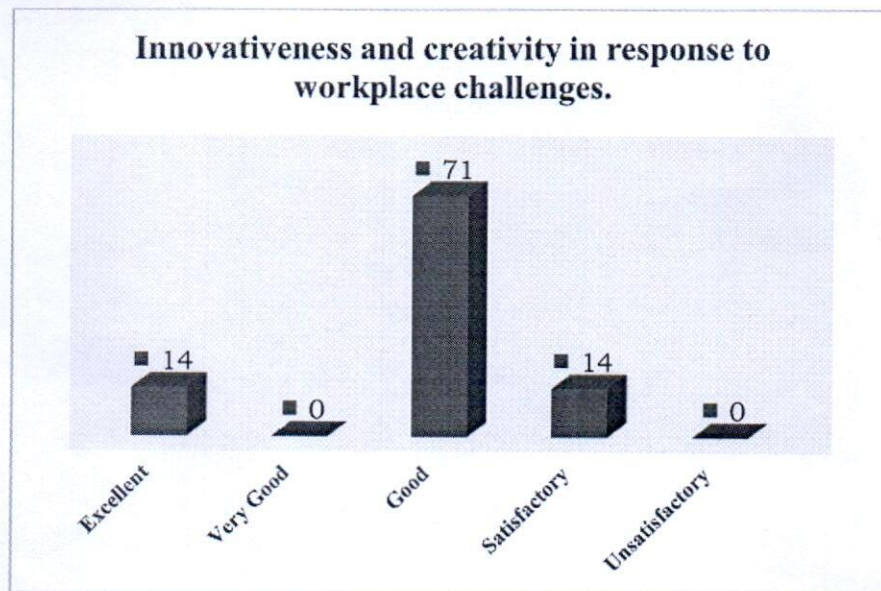


Most respondents (86%) rated the individual as either "Good," "Very Good," or "Excellent," indicating a strong positive assessment of the managerial, leadership, and execution skills.




Innovativeness and creativity in response to workplace challenges.

Response	Percentage	Respondents
Excellent	14	1
Very Good	0	0
Good	71	5
Satisfactory	14	1
Unsatisfactory	0	0
Total	100	7

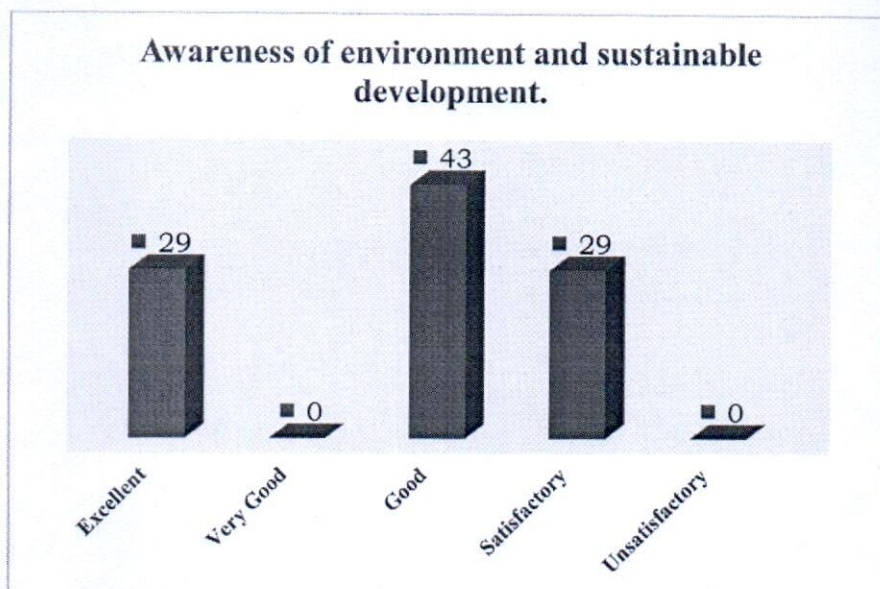


While the majority view the workplace's response to challenges positively, the absence of "Very Good" ratings and the presence of "Satisfactory" responses suggest opportunities to enhance creativity and innovation further.



Awareness of environment and sustainable development.

Response	Percentage	Respondents
Excellent	29	2
Very Good	0	0
Good	43	3
Satisfactory	29	2
Unsatisfactory	0	0
Total	100	7

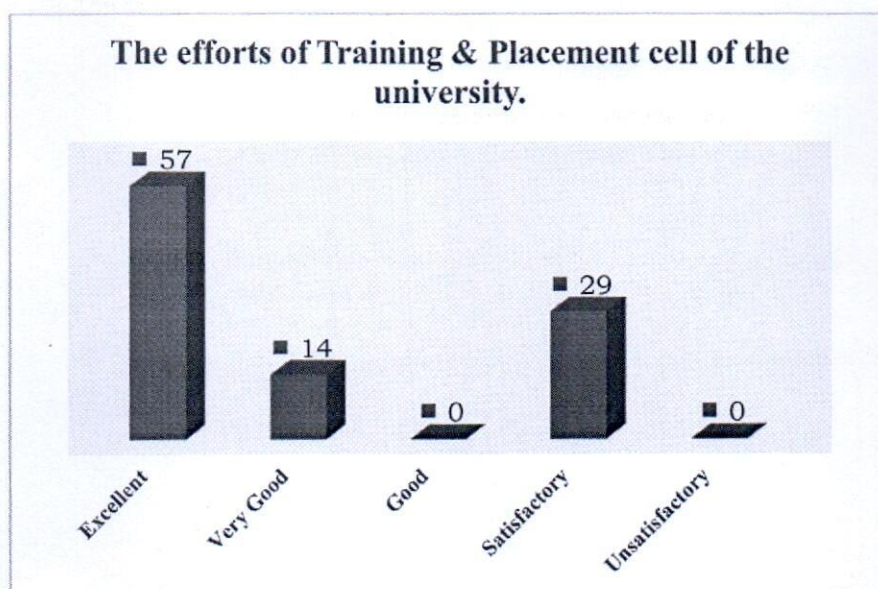


A significant majority (71%) rated the awareness as either Good or Excellent. This suggests that most students have a solid understanding of environmental and sustainable development concepts.



The efforts of Training & Placement cell of the university.

Response	Percentage	Respondents
Excellent	57	4
Very Good	14	1
Good	0	0
Satisfactory	29	2
Unsatisfactory	0	0
Total	100	7

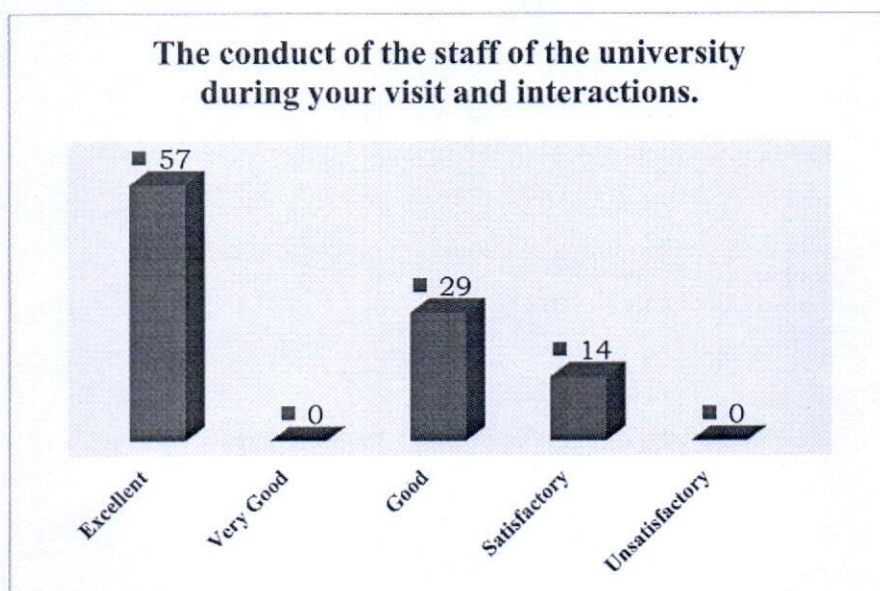


This data generally reflects a positive outlook on the T&P cell's performance, with room for continued growth and development.



The conduct of the staff of the university during your visit and interactions.

Response	Percentage	Respondents
Excellent	57	4
Very Good	0	0
Good	29	2
Satisfactory	14	1
Unsatisfactory	0	0
Total	100	7



The feedback is generally positive, with 86% of respondents rating the staff conduct as either excellent or good. This suggests that most visitors had a favourable impression. The absence of "unsatisfactory" or "very good" responses might indicate consistency in staff behaviour, though there may be areas for improvement to elevate satisfactory and good experiences to excellent.

