

2017- 18

## FEEDBACK ANALYSIS REPORT



Department of Computer  
Applications, IFTM University  
2017- 18

Feedback Analysis Report 2017-18

*Sanjeev Dhanraj*  
REGISTRAR  
IFTM UNIVERSITY  
MORADABAD

# Feedback System

Summary of the feedback system followed at Department of Computer Application, IFTM University Moradabad, Uttar Pradesh.

## a) Student feedback

The Performa is provided to students and “in- class” feedback from students is collected. Feedback is collected on 28 points about various aspects of teaching. We have collected Total 40 Form II A, 41 Form B and 32 Form C for session 2017-18. Based on the collected and analyzed forms, individual feedback is provided to teachers by the respective head of the department.

## b) Alumni feedback

Our alumni feedback is valuable for us as it provides us the inputs regarding improvement in facilities and employability of our students. We believe that alumni feedback is an important source of information for betterment and development of the Department. We collected total 20 alumni feedback from for Academic Year 2017-18.

## c) Feedback from Teachers

Total 09 Teacher’s feedbacks were collected, for analysis.

## d) Parent feedback

The filled Performa were collected during Interaction between teachers and parents. The total numbers of 21 filled proforma were collected for analysis.

## e) Employers feedback

Our employers are our major stakeholders, feedback of whom gives us input regarding enhancing the employability of our students. Their feedback is valuable for us as it provides the basis for further enrichment in curriculum aspects and overall performance of students.

We have sent the feedback form to employer but they did not return the filled feedback forms.

## Student Feedback Analysis Report 2017-18

The mean scores across various parameters for different faculties of the department are given in the table.

### FORM – II (A)

|  | BCA | MCA |
|--|-----|-----|
| 1. The teacher completes the entire syllabus in time.  | 4.8 | 3.7 |
| 2. The teacher discusses topics and interact in the class  | 4.3 | 4.5 |
| 3. The teacher communicates clearly and inspires me by his teaching.   | 3.2 | 3.5 |
| 4. The teacher is punctual in the class.   | 4.5 | 3.5 |
| 5. The teacher comes well prepared for the class.  | 3.2 | 3.5 |
| 6. The teacher encourages participation and discussion in class.   | 4.5 | 4.6 |
| 7. The teacher uses modern teaching aids, handouts, suitable references, power point presentation, web-resources, etc. | 3.2 | 3.5 |
| 8. The teacher's attitude towards the students is friendly & helpful.  | 4.5 | 4.6 |
| 9. The teacher is available and accessible in the Department.  | 4.4 | 4.6 |
| 10. The evaluation process is fair and unbiased.   | 4.6 | 4.7 |
| <b>FORM-II (B)</b>   |     |     |
| 1. The prescribed books/reading materials are available in the library/seminar.  | 4.6 | 4.6 |
| 2. Reading room and common room are available in the faculty / college building.                                       | 3.2 | 3.5 |
| 3. Available reading space in library/seminar is satisfactory.   | 4.6 | 4.6 |
| 4. The library/seminar staff are cooperative and helpful.  | 3.4 | 3.5 |
| 5. Photocopying facility in the library/Department is available and satisfactory.                                      | 4.4 | 4.9 |
| 6. Internet facilities are available in the department.  | 4.3 | 4.5 |
| 7. Online educational resources are available and accessible.  | 4.5 | 4.4 |

  
**REGISTRAR**  
**IFTM UNIVERSITY**  
**MORADABAD**

|  |            |             |
|--|------------|-------------|
| 8. The office staff in the department are helpful.   | 4.5        | 4.5         |
| 9. Results and attendance records are displayed on time  | 4.5        | 4.6         |
| 10. Toilets/washrooms are hygienic and properly maintained.  | 4.6        | 4.6         |
| 11. Clean drinking water is available in the department and on the campus.   | 4.5        | 4.6         |
| 12. Grievances/problems are redressed/solved well in time.   | 4.4        | 4.6         |
| 13. The functioning of the placement cell(s) in the university/department is satisfactory.   | 3.2        | 3.5         |
| 14. Equipment in the lab(s) are in working condition.  | 4.5        | 4.6         |
| 15. The campus is green and eco friendly.  | 4.4        | 4.6         |
| 16. The buildings/classrooms are accessible to differently abled persons.  | 4.6        | 4.7         |
| 17. The classrooms are clean and well maintained.  | 4.6        | 4.6         |
| 18. The campus has adequate power supply.  | 4.5        | 4.6         |
| <b>Highest individual score</b>  | <b>5.0</b> | <b>5.0</b>  |
| <b>Lowest individual score</b>   | <b>4.1</b> | <b>4.23</b> |
| <b>Table 1: Students' Feedback Analysis Report    FORM II A &amp; FORM II B   </b>   |            |             |
| <p><b>Observation:</b><br/>Scores of the 28-parameter feedback report ranged between 3.0 to 5.0.</p> <p><b>Action Taken:</b></p> <ol style="list-style-type: none"> <li>1) Individual feedback analysis reports were compiled and communicated to teachers by the respective Director/HOD.</li> <li>2) The teachers were advised to strengthen the areas of concern highlighted in the student feedback report.</li> </ol> |            |             |

*Sanjeev Drajat*  
**REGISTRAR**  
**IFTM UNIVERSITY**  
**MORADABAD**

## Students' Feedback Analysis Report (FORM II C)

| Sr. No. | Statement   | Yes | No |
|---------|---|-----|----|
| 1       | I found the curriculum (course structure & syllabus) easy –               | 26  | 09 |
| 2       | The instructions given in the curriculum is easy to follow –              | 30  | 05 |
| 3       | The syllabus had good balance between theory and practical exercises –    | 31  | 04 |
| 4       | The subjects are relevant to my future job aspirations –                  | 28  | 07 |
| 5       | The subjects are very practical and seem applicable in daily life –       | 26  | 09 |
| 6       | The course has helped me develop my personality –                         | 29  | 06 |
| 7       | The reading material and references of the subject are easily available – | 32  | 03 |
| 8       | The course content is followed by corresponding reference materials?      | 31  | 04 |

**Table 2: Students' Feedback Analysis Report || FORM II C ||**

### **Interpretation (FORM II C):**

From the above analytical table it is concluded that a major portion of the population is in the favour of curriculum and course structure like, out of 35 respondents 30 respondents told that there is a balance between theory and practical exercise and subjects are relevant to the future job aspirations.

## Teacher's Feedback Analysis Report 2017-18

| <b>Curriculum, Teaching, Learning and Evaluation:</b> |  | <b>AVG.</b> |
|---|--|-------------|
| 1   | Syllabus is suitable to the course.  | 4.24        |
| 2   | Syllabus is need based.  | 4.55        |
| 3   | Aims and objectives of the syllabi are well defined and clear to teachers and students.  | 4.54        |
| 4   | Course content is followed by corresponding reference materials.   | 4.67        |
| 5   | Sufficient number of prescribed books is available in the Library.   | 3.68        |
| 6   | The course/syllabus has good balance between theory and application.   | 4.23        |
| 7   | The course/syllabus has made me interested in the subject area.  | 4.01        |
| 8   | The course/syllabus of the subject increased my knowledge and perspective in the subject area.   | 4.0         |
| 9   | The course/programme of studies carries sufficient number of optional papers   | 4.2         |
| 10  | The books prescribed/listed as reference materials are relevant, updated and appropriate.  | 4.3         |
| 11  | Infrastructural facilities, such as teacher's rooms/carrels, class rooms, reading rooms and toilets are available in the Department.             | 4.3         |
| 12  | Staff canteen is available at the faculty level.   | 4.3         |
| 13  | Tests and examinations are conducted well in time with proper coverage of all units in the syllabus.   | 5.0         |
| 14  | I have the freedom to propose, modify, suggest and incorporate new topics in the syllabus.   | 3.8         |
| 15  | I have the freedom to adopt new techniques/strategies of teaching such as seminar presentations, group discussions and learners' participations. | 3.9         |
| 16  | I have the freedom to adopt/adapt new techniques/strategies of testing and assessment of students.   | 4.9         |
| 17  | The environment in the department is conducive to teaching and research.   | 4.8         |
| 18  | The administration is teacher friendly   | 4.3         |
| 19  | The University provides adequate and smooth support for projects and research facilities.  | 4.6         |
| 20  | The University provides adequate funding and support to faculty members for upgrading their skills and qualifications.                           | 4.9         |
| 21  | Provisions for professional development are non-discriminatory and fair.   | 4.8         |

  
**REGISTRAR**  
**IFTM UNIVERSITY**  
**MORADABAD**

## Alumni Feedback Analysis Report 2017-18

| Sr. No. | Attributes   | Excellent | Very Good | Good | Average | Poor |
|---------|--|-----------|-----------|------|---------|------|
| 1       | Admission Procedure  | 10        | 2         |      |         |      |
| 2       | Fee structure  | 9         | 1         |      | 2       |      |
| 3       | Environment  | 11        | 1         |      |         |      |
| 4       | Infrastructure & Lab facilities  | 10        | 3         |      |         |      |
| 5       | Faculty  | 12        |           |      |         |      |
| 6       | Project Guidance   | 11        | 1         |      |         |      |
| 7       | Quality of support material  | 12        |           |      |         |      |
| 8       | Training & Placement   | 10        | 2         | 2    |         |      |
| 9       | Library  | 11        | 1         |      |         |      |
| 10      | Canteen Facilities   | 7         | 2         | 2    | 1       |      |
| 11      | Hostel Facilities  | 8         | 2         | 2    |         |      |
| 12      | Overall Rating of the University   | 9         | 1         | 2    |         |      |
| 13      | Alumni Association/Network of Old Friends                                      | 10        | 2         |      |         |      |
| 14      | Caliber of students passing out of this University                             | 11        | 1         |      |         |      |
| 15      | Professional courses and their suitability to the Industry                     | 11        | 1         |      |         |      |
| 16      | Learning experience in terms of their relevance to the real life application   | 11        |           | 1    |         |      |
| 17      | Significance of the course(s) that you learnt in relation to your current job. | 9         | 3         |      |         |      |

**Table 4: Alumni Feedback Analysis Report || FORM III ||**

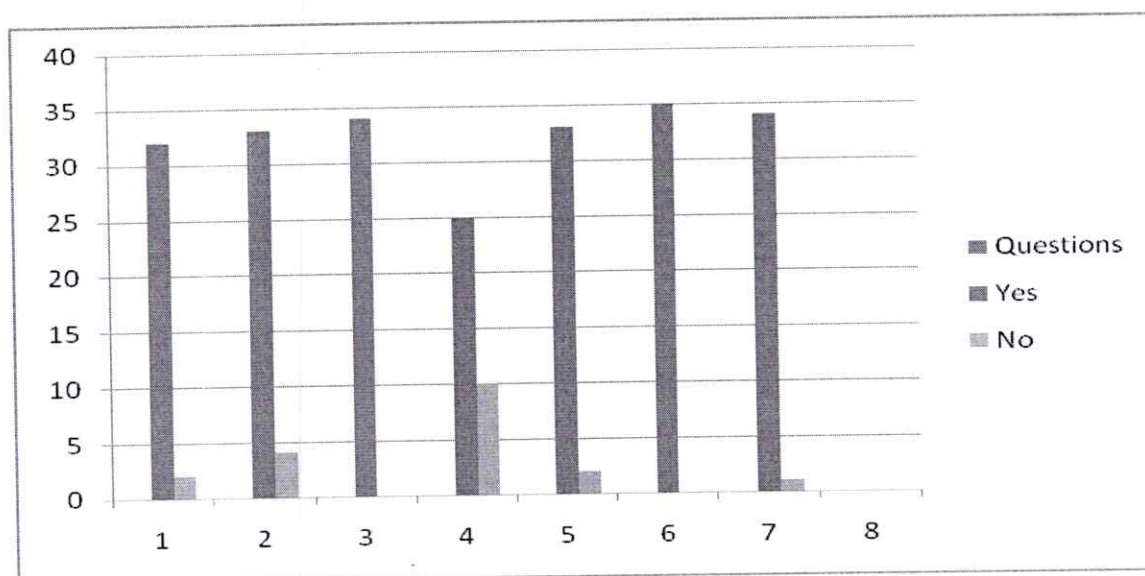
  
**REGISTRAR**  
**IFTM UNIVERSITY**  
**MORADABAD**

## Parents Feedback Analysis Report 2017-18

| <u>Questions</u>   | <u>Yes</u> | <u>No</u> |
|--|------------|-----------|
| Do you find this institution better than others for your ward?   | 32         | 2         |
| Do you feel facilities in the University are adequate?           | 33         | 4         |
| Do you feel that your ward is physically secured in the campus?  | 34         | 0         |
| Are you satisfied about hostel facilities?                       | 25         | 10        |
| Are you satisfied for cooperation from the administrative staff? | 33         | 2         |
| Can you make direct communication with teaching staff?           | 35         | 0         |
| Do you find up gradation of hard and soft skills?                | 34         | 1         |

### Interpretation:

Most of the parents found that the institution is better than others for their ward, university has adequate facilities etc.





## Employer Feedback Analysis Report 2017-18

### (FORM IV)

**There is no Feedback (FORM IV) form received from Employer.**

#### Issues raised by Employer


| Issues Raised | Action Taken |
|---------------|--------------|
| 1. NIL        | 1. NIL       |

#### Conclusion

Thus the feedback given by the stakeholders were analyzed and suitable action was taken so as to satisfy the expectations parents. Further, this would help the department to improvise its curriculum as per the expectations of the stakeholders.

2017-18

**FEEDBACK  
ANALYSIS  
REPORT**



**DEPARTMENT OF COMPUTER SCIENCE & ENGINEERING**

**SCHOOL OF COMPUTER SCIENCE & APPLICATIONS  
IFTM UNIVERSITY, MORADABAD**

1

*Sanjeev Prasad*  
**REGISTRAR  
IFTM UNIVERSITY  
MORADABAD**

| <b>Department of Computer Science &amp; Engineering</b>   |   |          |          |          |          |          |                         |
|---|---|----------|----------|----------|----------|----------|-------------------------|
| <b>Session (2017-18)</b>  |   |          |          |          |          |          |                         |
| <b>Stakeholder Name</b>   |   |          |          |          |          |          | <b>Teacher (Form I)</b> |
| <b>Total Forms Received</b>   |   |          |          |          |          |          | <b>22</b>               |
| <b>1 Strongly disagree, 2 Disagree, 3 Neither agree nor disagree, 4 Agree, 5 - Strongly agree</b> |   |          |          |          |          |          |                         |
| <b>Total Count Under each rating</b>  |   |          |          |          |          |          |                         |
| <b>S.No.</b>  | <b>Component of Curriculum ↓</b>  | <b>1</b> | <b>2</b> | <b>3</b> | <b>4</b> | <b>5</b> | <b>Average Rating</b>   |
| 1.  | Syllabus is suitable to the course  | 0        | 0        | 0        | 12       | 10       | <b>4.45</b>             |
| 2.  | Syllabus is need based  | 0        | 0        | 0        | 11       | 11       | <b>4.50</b>             |
| 3.  | Aims and objectives of the syllabi are well defined and clear to teachers and students  | 0        | 0        | 0        | 2        | 20       | <b>4.91</b>             |
| 4.  | Course content is followed by corresponding reference materials   | 0        | 0        | 1        | 10       | 11       | <b>4.45</b>             |
| 5.  | Sufficient number of prescribed books is available in the Library   | 0        | 0        | 1        | 13       | 8        | <b>4.32</b>             |
| 6.  | The course/syllabus has good balance between theory and application   | 0        | 0        | 2        | 10       | 10       | <b>4.36</b>             |
| 7.  | The course/syllabus has made me interested in the subject area  | 0        | 0        | 2        | 14       | 6        | <b>4.18</b>             |
| 8.  | The course/syllabus of the subject increased my knowledge and perspective in the subject area   | 0        | 0        | 0        | 15       | 7        | <b>4.32</b>             |
| 9.  | The course/programme of studies carries sufficient number of optional papers  | 0        | 0        | 0        | 18       | 4        | <b>4.18</b>             |
| 10.   | The books prescribed/listed as reference materials are relevant, updated and appropriate  | 0        | 0        | 0        | 17       | 5        | <b>4.23</b>             |
| 11.   | Infrastructural facilities, such as teacher's rooms/carrels, class rooms, reading rooms and toilets are available in the Department             | 0        | 0        | 1        | 16       | 5        | <b>4.18</b>             |
| 12.   | Staff canteen is available at the faculty level   | 0        | 0        | 5        | 10       | 7        | <b>4.09</b>             |
| 13.   | Tests and examinations are conducted well in time with proper coverage of all units in the syllabus   | 0        | 0        | 0        | 7        | 15       | <b>4.68</b>             |
| 14.   | I have the freedom to propose, modify, suggest and incorporate new topics in the syllabus   | 0        | 0        | 0        | 5        | 17       | <b>4.77</b>             |
| 15.   | I have the freedom to adopt new techniques/strategies of teaching such as seminar presentations, group discussions and learners' participations | 0        | 0        | 1        | 18       | 3        | <b>4.09</b>             |
| 16.   | I have the freedom to adopt/adapt new techniques/strategies of testing and assessment of students   | 0        | 0        | 1        | 20       | 1        | <b>4.00</b>             |
| 17.   | The environment in the department is conducive to teaching and research   | 0        | 0        | 0        | 19       | 3        | <b>4.14</b>             |
| 18.   | The administration is teacher friendly  | 0        | 0        | 0        | 20       | 2        | <b>4.09</b>             |
| 19.   | The University provides adequate and smooth support for projects and research facilities.   | 0        | 0        | 0        | 18       | 4        | <b>4.18</b>             |
| 20.   | The University provides adequate funding and support to faculty members for upgrading their skills and qualifications                           | 0        | 0        | 0        | 19       | 3        | <b>4.14</b>             |
| 21.   | Provisions for professional development are non-discriminatory and fair   | 0        | 0        | 0        | 16       | 6        | <b>4.27</b>             |

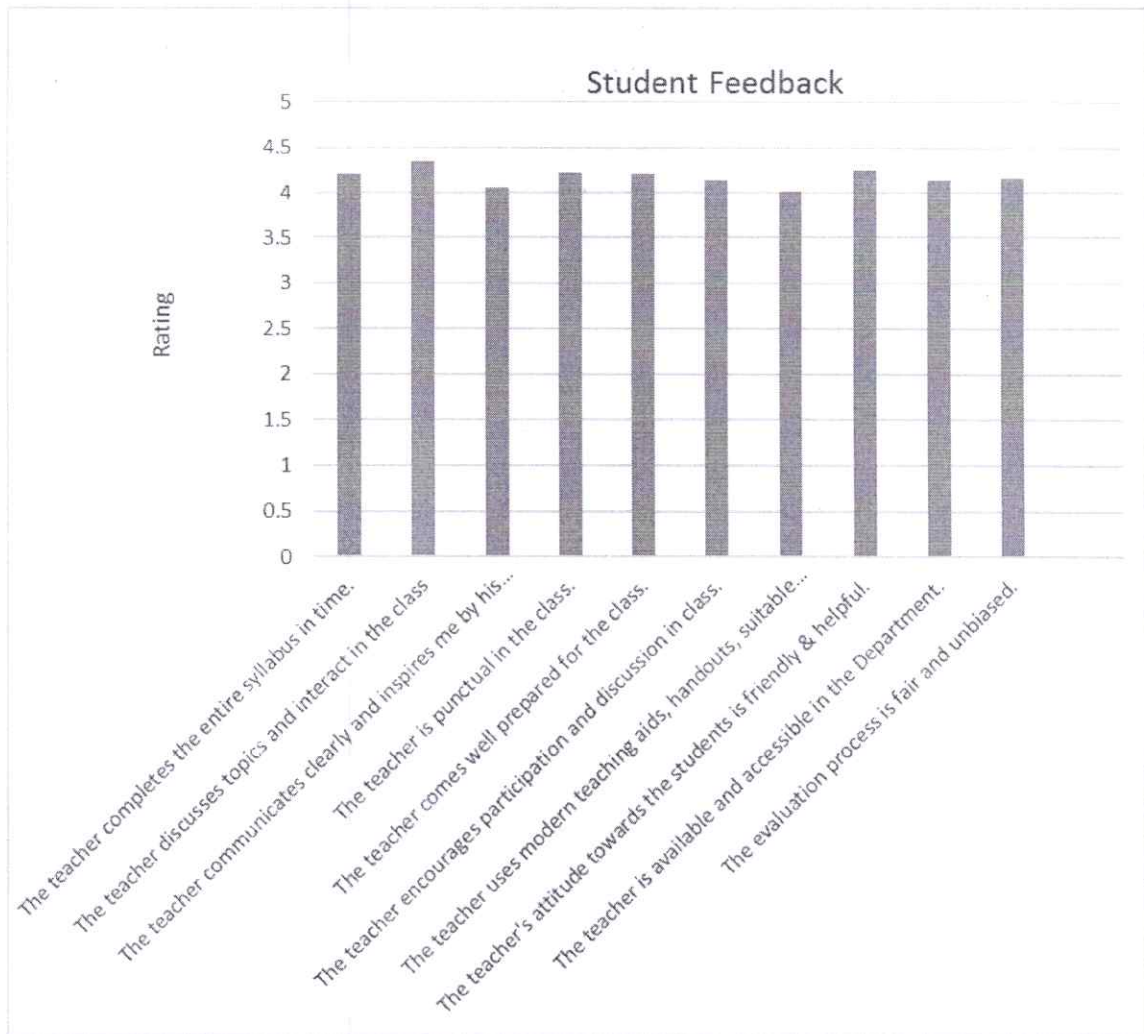
*Sanjeev Bora*  
**REGISTRAR**  
**IFTM UNIVERSITY**  
**MORADABAD**



*Sanjeev Arora*

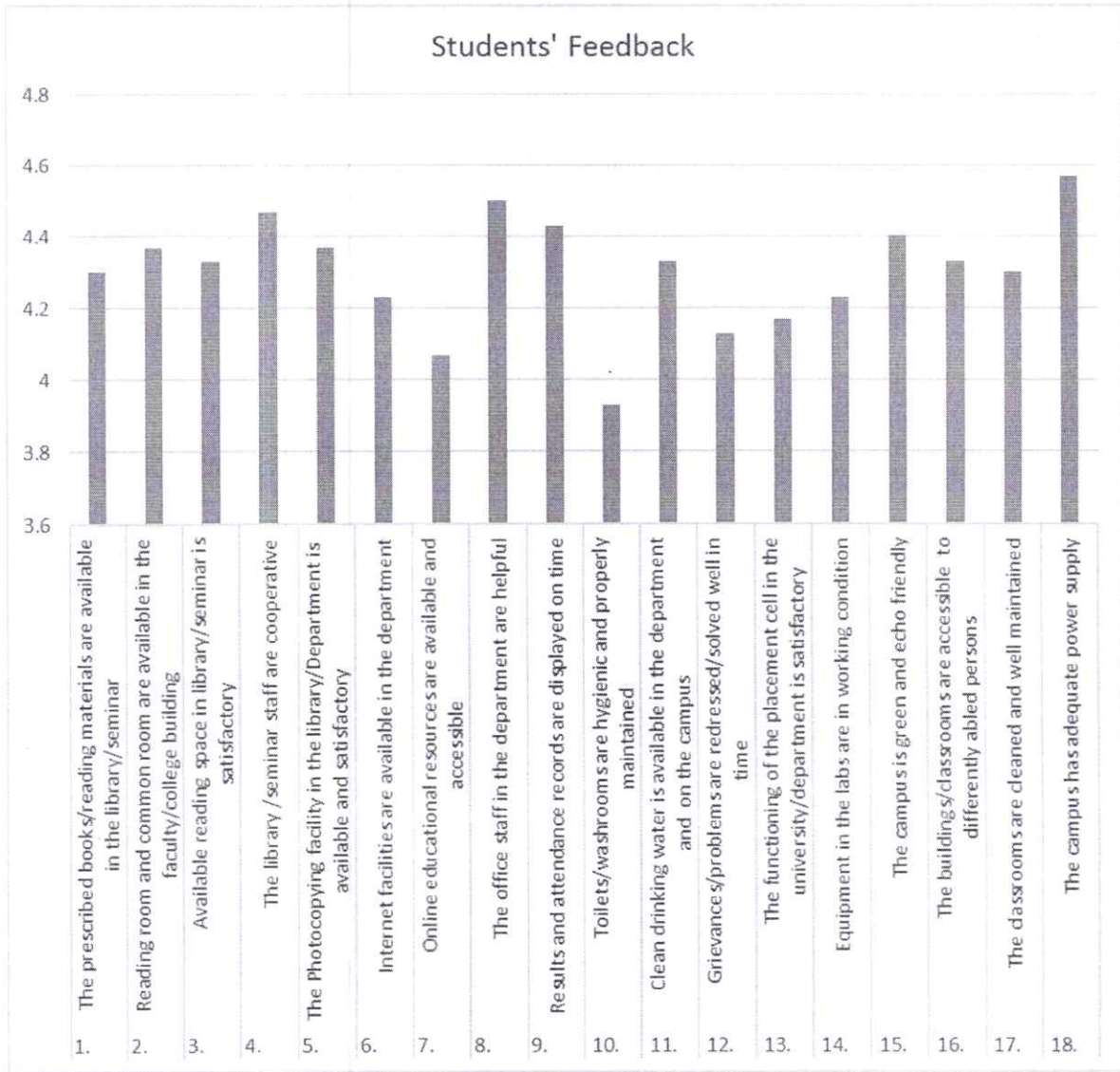
**REGISTRAR**  
IFTM UNIVERSITY  
MORADABAD

| <b>Department of Computer Science &amp; Engineering</b>   |   |          |          |          |          |          |                          |
|---|---|----------|----------|----------|----------|----------|--------------------------|
| <b>Session (2017-18)</b>  |   |          |          |          |          |          |                          |
| <b>Stakeholder Name</b>   |   |          |          |          |          |          | <b>Student Form(IIA)</b> |
| <b>Total Forms Received</b>   |   |          |          |          |          |          | <b>86</b>                |
| <b>1 Strongly disagree, 2 Disagree, 3 Neither agree nor disagree, 4 Agree, 5 - Strongly agree</b> |   |          |          |          |          |          |                          |
| <b>Total Count Under each rating</b>  |   |          |          |          |          |          |                          |
| <b>S.No.</b>  | <b>Component of curriculum ↓</b>  | <b>1</b> | <b>2</b> | <b>3</b> | <b>4</b> | <b>5</b> | <b>Average Rating</b>    |
| 1.  | The teacher completes the entire syllabus in time.  | 5        | 1        | 11       | 23       | 46       | 4.21                     |
| 2.  | The teacher discusses topics and interact in the class  | 2        | 2        | 6        | 30       | 46       | 4.35                     |
| 3.  | The teacher communicates clearly and inspires me by his teaching.   | 5        | 5        | 8        | 31       | 37       | 4.05                     |
| 4.  | The teacher is punctual in the class.   | 3        | 4        | 4        | 34       | 41       | 4.23                     |
| 5.  | The teacher comes well prepared for the class.  | 5        | 3        | 3        | 33       | 42       | 4.21                     |
| 6.  | The teacher encourages participation and discussion in class.   | 6        | 4        | 5        | 29       | 42       | 4.13                     |
| 7.  | The teacher uses modern teaching aids, handouts, suitable references, power point presentation, web-resources, etc. | 5        | 8        | 8        | 25       | 40       | 4.01                     |
| 8.  | The teacher's attitude towards the students is friendly & helpful.  | 3        | 4        | 5        | 30       | 44       | 4.26                     |
| 9.  | The teacher is available and accessible in the Department.  | 4        | 5        | 6        | 32       | 39       | 4.13                     |
| 10.   | The evaluation process is fair and unbiased.  | 4        | 5        | 4        | 33       | 40       | 4.16                     |



  
**REGISTRAR**  
**IFTM UNIVERSITY**  
**MORADABAD**

| <b>Department of Computer Science &amp; Engineering</b>                                    |  |          |          |          |          |          |                           |
|--|--|----------|----------|----------|----------|----------|---------------------------|
| <b>Session (2017-18)</b>   |  |          |          |          |          |          |                           |
| <b>Stakeholder Name</b>  |  |          |          |          |          |          | <b>Student Form(II B)</b> |
| <b>Total Forms Received</b>  |  |          |          |          |          |          | <b>30</b>                 |
| 1 Strongly disagree, 2 Disagree, 3 Neither agree nor disagree, 4 Agree, 5 - Strongly agree |  |          |          |          |          |          |                           |
| <b>Total Count Under each rating</b>   |  |          |          |          |          |          |                           |
| <b>S.No.</b>   | <b>Component of curriculum ↓</b>   | <b>1</b> | <b>2</b> | <b>3</b> | <b>4</b> | <b>5</b> | <b>Average Rating</b>     |
| 1.   | The prescribed books/reading materials are available in the library/seminar        | 1        | 0        | 3        | 11       | 15       | 4.30                      |
| 2.   | Reading room and common room are available in the faculty/college building         | 3        | 0        | 1        | 5        | 21       | 4.37                      |
| 3.   | Available reading space in library/seminar is satisfactory                         | 0        | 4        | 2        | 4        | 20       | 4.33                      |
| 4.   | The library /seminar staff are cooperative   | 2        | 0        | 2        | 4        | 22       | 4.47                      |
| 5.   | The Photocopying facility in the library/Department is available and satisfactory  | 2        | 0        | 1        | 9        | 18       | 4.37                      |
| 6.   | Internet facilities are available in the department                                | 3        | 0        | 2        | 7        | 18       | 4.23                      |
| 7.   | Online educational resources are available and accessible                          | 3        | 0        | 5        | 6        | 16       | 4.07                      |
| 8.   | The office staff in the department are helpful                                     | 0        | 3        | 1        | 4        | 22       | 4.50                      |
| 9.   | Results and attendance records are displayed on time                               | 0        | 2        | 3        | 5        | 20       | 4.43                      |
| 10.  | Toilets/washrooms are hygienic and properly maintained                             | 1        | 4        | 3        | 10       | 12       | 3.93                      |
| 11.  | Clean drinking water is available in the department and on the campus              | 1        | 2        | 2        | 6        | 19       | 4.33                      |
| 12.  | Grievances/problems are redressed/solved well in time                              | 2        | 1        | 5        | 5        | 17       | 4.13                      |
| 13.  | The functioning of the placement cell in the university/department is satisfactory | 0        | 2        | 5        | 9        | 14       | 4.17                      |
| 14.  | Equipment in the labs are in working condition                                     | 1        | 2        | 3        | 7        | 17       | 4.23                      |
| 15.  | The campus is green and eco friendly   | 2        | 1        | 2        | 3        | 22       | 4.40                      |
| 16.  | The buildings/classrooms are accessible to differently abled persons               | 1        | 1        | 0        | 13       | 15       | 4.33                      |
| 17.  | The classrooms are cleaned and well maintained                                     | 0        | 4        | 2        | 5        | 19       | 4.30                      |
| 18.  | The campus has adequate power supply   | 0        | 0        | 3        | 7        | 20       | 4.57                      |

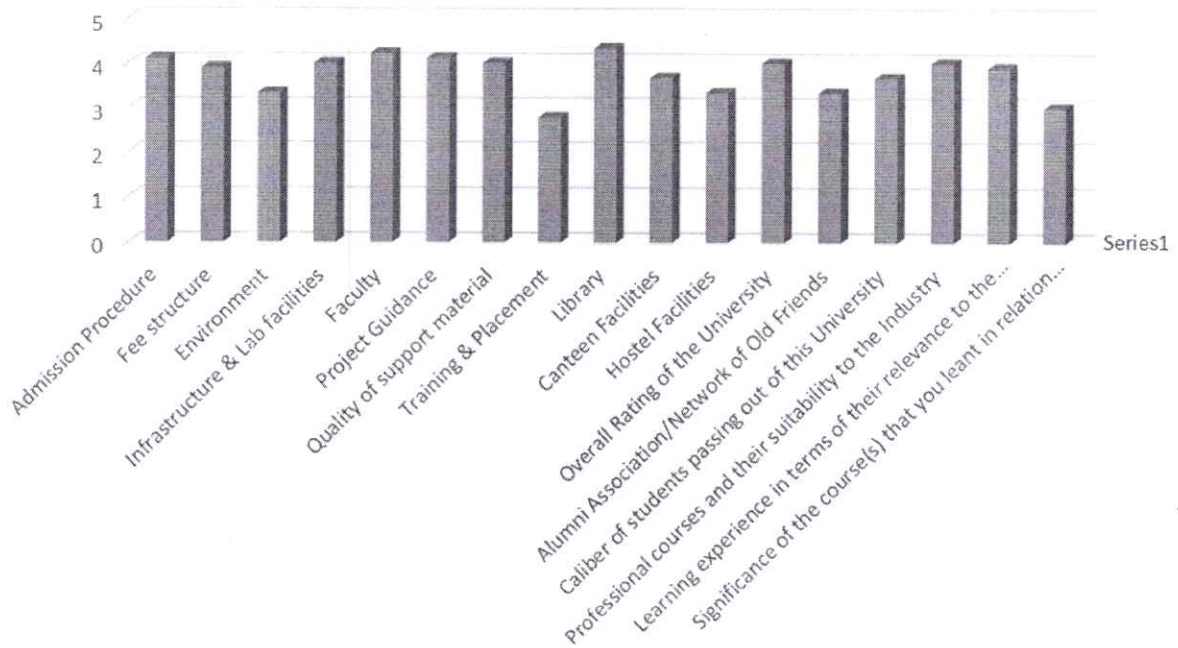




| <b>Department of Computer Science &amp; Engineering</b> |   |             |                           |
|---|---|-------------|---------------------------|
| <b>Session (2017-18)</b>                                |   |             |                           |
| <b>Stakeholder Name</b>                                 |   |             | <b>Student Form(II C)</b> |
| <b>Total Forms Received</b>                             |   |             | <b>25</b>                 |
| <b>1 Easy, 2 Hard, 3 Yes, 4 No</b>                      |   |             |                           |
| <b>Total Count Under each rating</b>                    |   |             |                           |
| <b>S.No</b>   | <b>Component of Curriculum↓</b>   | <b>Easy</b> | <b>Hard</b>               |
| 1.  | How did you find the curriculum?  | 22          | 3                         |
|   |   | <b>Yes</b>  | <b>No</b>                 |
| 2.  | Were instructions easy to follow?   | 23          | 2                         |
| 3.  | Were reading materials and references regarding curriculum / subjects easily found? | 24          | 1                         |
| 4.  | Were the subjects relevant to your job and your future aspirations?                 | 21          | 4                         |
| 5.  | Were the subjects applicable in your practical / daily life?                        | 20          | 5                         |
| 6.  | Did the subjects / course help in developing your personality?                      | 16          | 9                         |
| 7.  | The Syllabus / Course has good balance between theory and practical?                | 18          | 7                         |
| 8.  | Course content is followed by corresponding reference materials?                    | 19          | 6                         |
| 9.  | What other changes would you like to suggest to improve the curriculum / course?    | -           | -                         |

| <b>Department of Computer Science &amp; Engineering</b>   |   |          |          |          |          |          |                         |
|---|---|----------|----------|----------|----------|----------|-------------------------|
| <b>Session (2017-18)</b>                                  |   |          |          |          |          |          |                         |
| <b>Stakeholder Name</b>                                   |   |          |          |          |          |          | <b>Alumni Form(III)</b> |
| <b>Total Forms Received</b>                               |   |          |          |          |          |          | <b>09</b>               |
| <b>1:Poor 2: Average 3: Good 4:Very Good 5: Excellent</b> |   |          |          |          |          |          |                         |
| <b>Total Count Under each rating</b>                      |   |          |          |          |          |          |                         |
| <b>S.No.</b>  | <b>Component of curriculum ↓</b>  | <b>1</b> | <b>2</b> | <b>3</b> | <b>4</b> | <b>5</b> | <b>Average Rating</b>   |
| 1.  | Admission Procedure   | 0        | 0        | 3        | 2        | 4        | <b>4.11</b>             |
| 2.  | Fee structure   | 0        | 1        | 2        | 3        | 3        | <b>3.89</b>             |
| 3.  | Environment   | 0        | 1        | 5        | 2        | 1        | <b>3.33</b>             |
| 4.  | Infrastructure & Lab facilities   | 0        | 0        | 3        | 3        | 3        | <b>4.00</b>             |
| 5.  | Faculty   | 0        | 0        | 2        | 3        | 4        | <b>4.22</b>             |
| 6.  | Project Guidance  | 0        | 0        | 3        | 2        | 4        | <b>4.11</b>             |
| 7.  | Quality of support material   | 0        | 0        | 3        | 3        | 3        | <b>4.00</b>             |
| 8.  | Training & Placement  | 2        | 1        | 4        | 1        | 1        | <b>2.78</b>             |
| 9.  | Library   | 0        | 0        | 1        | 4        | 4        | <b>4.33</b>             |
| 10.   | Canteen Facilities  | 0        | 1        | 2        | 5        | 1        | <b>3.67</b>             |
| 11.   | Hostel Facilities   | 0        | 1        | 5        | 2        | 1        | <b>3.33</b>             |
| 12.   | Overall Rating of the University  | 0        | 0        | 3        | 3        | 3        | <b>4.00</b>             |
| 13.   | Alumni Association/Network of Old Friends                                     | 0        | 2        | 3        | 3        | 1        | <b>3.33</b>             |
| 14.   | Caliber of students passing out of this University                            | 0        | 1        | 3        | 3        | 2        | <b>3.67</b>             |
| 15.   | Professional courses and their suitability to the Industry                    | 0        | 0        | 3        | 3        | 3        | <b>4.00</b>             |
| 16.   | Learning experience in terms of their relevance to the real life application  | 0        | 0        | 4        | 2        | 3        | <b>3.89</b>             |
| 17.   | Significance of the course(s) that you learnt in relation to your current job | 1        | 3        | 2        | 1        | 2        | <b>3.00</b>             |

### Alumni Feedback



| <b>Department of Computer Science &amp; Engineering</b>             |  |          |          |          |          |                          |                       |
|---|--|----------|----------|----------|----------|--------------------------|-----------------------|
| <b>Session (2017-18)</b>  |  |          |          |          |          |                          |                       |
| <b>Stakeholder Name</b>   |  |          |          |          |          | <b>Employer Form(IV)</b> |                       |
| <b>Total Forms Received</b>   |  |          |          |          |          | <b>1</b>                 |                       |
| <b>1Far from satisfied2Not satisfied3satisfied4happy5Very happy</b> |  |          |          |          |          |                          |                       |
| <b>Total Count Under each rating</b>                                |  |          |          |          |          |                          |                       |
| <b>S.No.</b>  | <b>Component of curriculum ↓</b>                                 | <b>1</b> | <b>2</b> | <b>3</b> | <b>4</b> | <b>5</b>                 | <b>Average Rating</b> |
| 1.  | Generation Communication skills                                  | 0        | 0        | 0        | 1        | 0                        | 4                     |
| 2.  | Developing practical solutions to work place problems            | 0        | 0        | 0        | 0        | 1                        | 5                     |
| 3.  | Working as part of team  | 0        | 0        | 0        | 0        | 1                        | 5                     |
| 4.  | Creative in response to workplace challenges                     | 0        | 0        | 0        | 0        | 1                        | 5                     |
| 5.  | Their planning and organizational skills                         | 0        | 0        | 0        | 0        | 1                        | 5                     |
| 6.  | Self motivated and taking on appropriate level of responsibility | 0        | 0        | 0        | 1        | 0                        | 4                     |
| 7.  | Open to new ideas and learning new techniques                    | 0        | 0        | 0        | 1        | 0                        | 4                     |
| 8.  | Using technology and workplace equipment                         | 0        | 0        | 0        | 1        | 0                        | 4                     |
| 9.  | Ability to contribute to the goal of the organization            | 0        | 0        | 0        | 1        | 0                        | 4                     |
| 10.   | Technical Knowledge/Skills                                       | 0        | 0        | 0        | 1        | 0                        | 4                     |
| 11.   | Ability to manage/leadership quality                             | 0        | 0        | 0        | 1        | 0                        | 4                     |
| 12.   | Innovativeness, Creativity                                       | 0        | 0        | 0        | 1        | 0                        | 4                     |
| 13.   | Relationship with seniors/Peers                                  | 0        | 0        | 0        | 0        | 1                        | 5                     |
| 14.   | Involvement in social activities                                 | 0        | 0        | 0        | 1        | 0                        | 4                     |
| 15.   | Ability to take up extra responsibility                          | 0        | 0        | 0        | 1        | 0                        | 4                     |
| 16.   | Obligation to work beyond schedule if required                   | 0        | 0        | 0        | 1        | 0                        | 4                     |

| <b>Department of Computer Science &amp; Engineering</b> |  |            |                       |
|---|--|------------|-----------------------|
| <b>Session (2017-18)</b>                                |  |            |                       |
| <b>Stakeholder Name</b>                                 |  |            | <b>Parent Form(V)</b> |
| <b>Total Forms Received</b>                             |  |            | <b>4</b>              |
| <b>Total Count Under each rating</b>                    |  |            |                       |
| <b>S.No.</b>  | <b>Component of curriculum ↓</b>                                 | <b>Yes</b> | <b>No</b>             |
| 1.  | Do you find this institution better than others for your ward?   | 3          | 1                     |
| 2.  | Do you feel facilities in the University are adequate?           | 4          | 0                     |
| 3.  | Do you feel that your ward is physically secured in the campus?  | 4          | 0                     |
| 4.  | Are you satisfied about hostel facilities?                       | 4          | 0                     |
| 5.  | Are you satisfied for cooperation from the administrative staff? | 4          | 0                     |
| 6.  | Can you make direct communication with teaching staff?           | 4          | 0                     |
| 7.  | Do you find up gradation of hard and soft skills?                | 4          | 0                     |