



आईएफटीएम विश्वविद्यालय, मुरादाबाद, उत्तर प्रदेश
IFTM University, Moradabad, Uttar Pradesh
NAAC ACCREDITED

CURRICULUM FEEDBACK REPORT

SCHOOL OF COMPUTER SCIENCE & APPLICATIONS

2020-21

Sanjeev Dossand
REGISTRAR
IFTM UNIVERSITY
MORADABAD.

RESEARCH METHODOLOGY

Data Type:	Primary
Data Collection Tool:	Survey (Online)
Sample Size:	222 students
Sample Frame:	Students of IFTM University studying in 2020-21 in School of Computer Science & Applications
Sampling:	Probability Sampling
Questionnaire:	5-point Likert scale (with 5 being most satisfied and 1 being least satisfied)

Sanjeev Dossand
REGISTRAR
IFTM UNIVERSITY
MORARJIPURABAD.

Curriculum adopted by a University provides not only a structure for teaching; instead it's a measurable plan. It helps quantify the efforts being put by all the stake holders of the ecosystem. Its acceptance amongst all the stakeholders and suitability is a pre requisite to the ultimate purpose of learning and development, at the University.

To bridge any gap between the expectations and the perception in regards to the curriculum, an annual survey is conducted for all the key stakeholders' viz. students, teachers, alumni and employers.

Sanjeev Bora

REGISTRAR
IFTM UNIVERSITY
MORADABAD.

SECTION – STUDENTS

Sanjay Doodwal

REGISTRAR
IFTM UNIVERSITY
MORADABAD.

For students, the questionnaire captured responses on 3 themes viz.:

1. Acceptance of curriculum amongst students
2. Perceived relevance of the curriculum
3. Availability and acceptance of support material for subjects (curriculum)

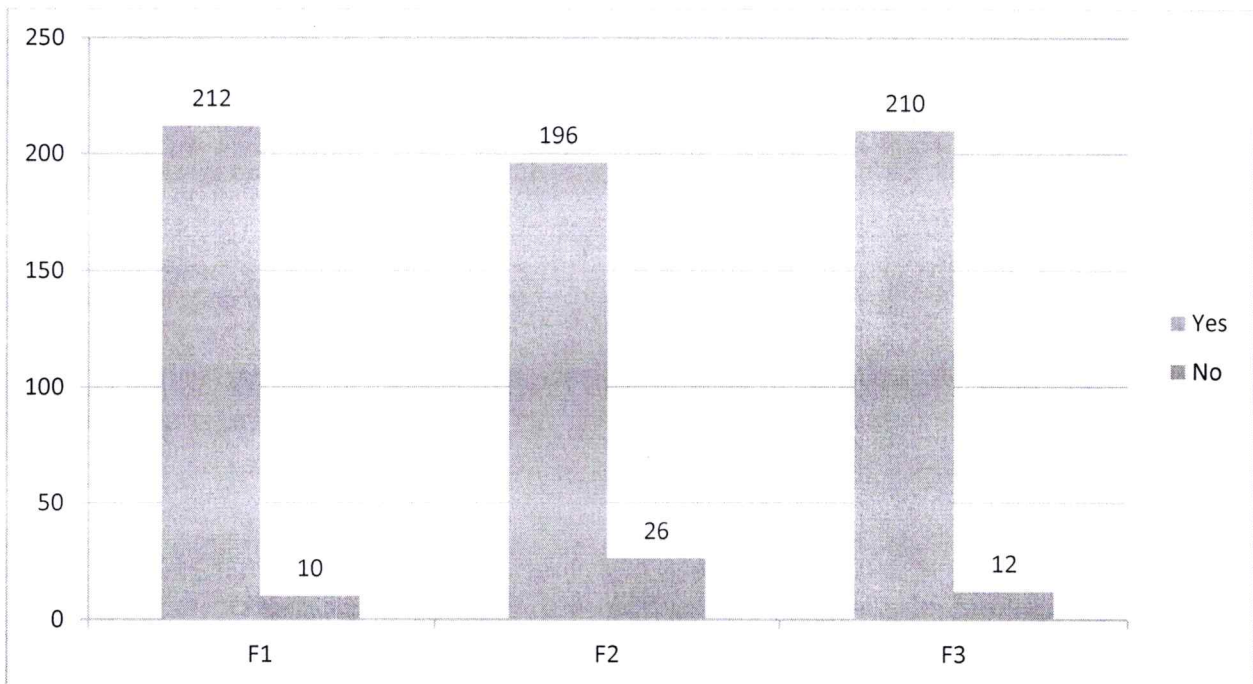
Sanjeev Arora
REGISTRAR
IFTM UNIVERSITY
MORADABAD.

ACCEPTANCE OF CURRICULUM AMONGST STUDENTS –

1. F1: I found the curriculum easy and interesting
2. F2: The instructions given in the curriculum is easy to follow
3. F3: The syllabus has good balance between theory and practical exercises

	ACCEPTANCE		
	F1	F2	F3
Yes	212	196	210
No	10	26	12
Total Responses	222	222	222
Yes %	95	88	95
No %	5	12	5

95% of the respondents found the curriculum easy, which indicates that the curriculum is designed well according to the aptitude level of the students at large. 88% of the respondents found it easy to follow the instructions given in the curriculum. However, a meager 5% of the respondent felt the need for some adjustment between theory and practical activities.



Sanjeev Arora
REGISTRAR
 IFTM UNIVERSITY
 MORADABAD.

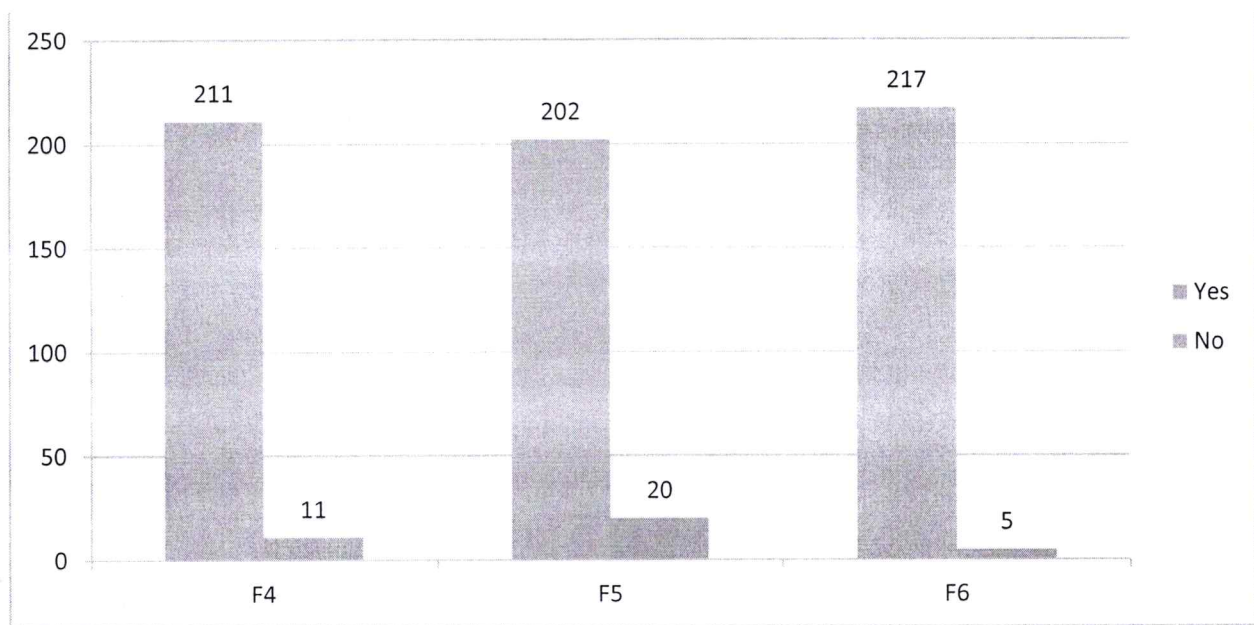
PERCEIVED RELEVANCE OF THE CURRICULUM –

- 4. F4: The subjects are relevant to my future job aspirations
- 5. F5: The subjects are very practical and seems applicable in daily life
- 6. F6: The course has helped me develop my personality

	PERCEIVED RELEVANCE		
	F4	F5	F6
Yes	211	202	217
No	11	20	5
Total Responses	222	222	222
Yes %	95	91	98
No %	5	9	2

91% respondents found the subjects practical and having application in real life. 95% of the students found the subjects relevant according to their future job aspirations. 98% of the respondents voiced their satisfaction with the personality development classes run for them.

While responses reflect the acceptance, usefulness and contemporary nature of the curriculum at the University; it also highlights the areas for further improvement.



Sanjeev Arora

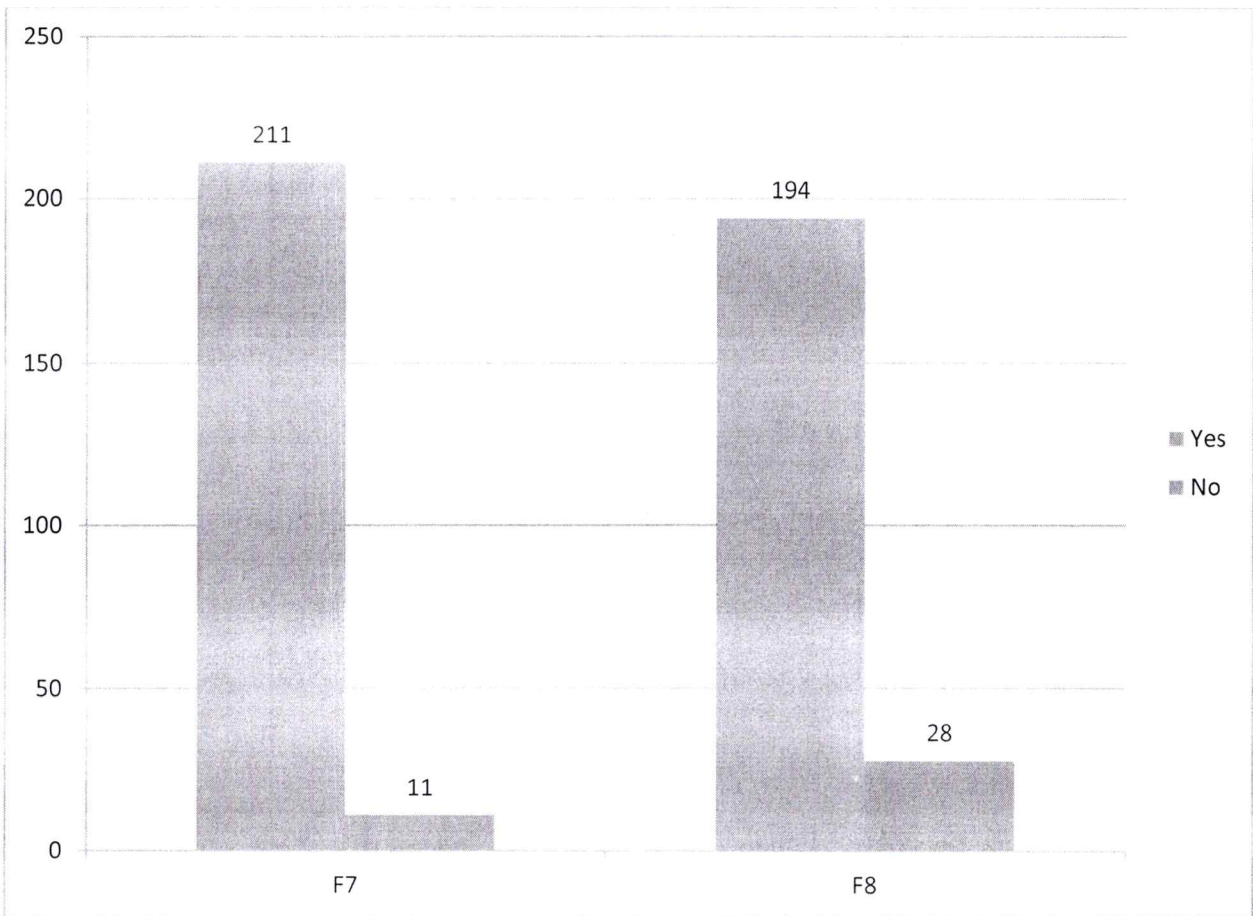
REGISTRAR
IFTM UNIVERSITY
MORADABAD.

SUPPORT MATERIAL FOR SUBJECTS (CURRICULUM) –

- 7. F7: The reading material and references of the subject are easily available
- 8. F8: Course content is followed by corresponding reference materials?
- 9. F9: What other changes would you like to suggest improving the curriculum / course?

	SUPPORT MATERIAL	
	F7	F8
Yes	211	194
No	11	28
Total Responses	222	222
Yes %	95	87
No %	5	13

While, 87% of the respondents opined that they were provided with the reference material, 95% of the students shared that the required reading material is ubiquitously available.



Sanjeev Bora

REGISTRAR
IFTM UNIVERSITY
MORADABAD.

SECTION – TEACHERS


Sanjeev Agrawal
REGISTRAR
IFTM UNIVERSITY
MORADABAD.

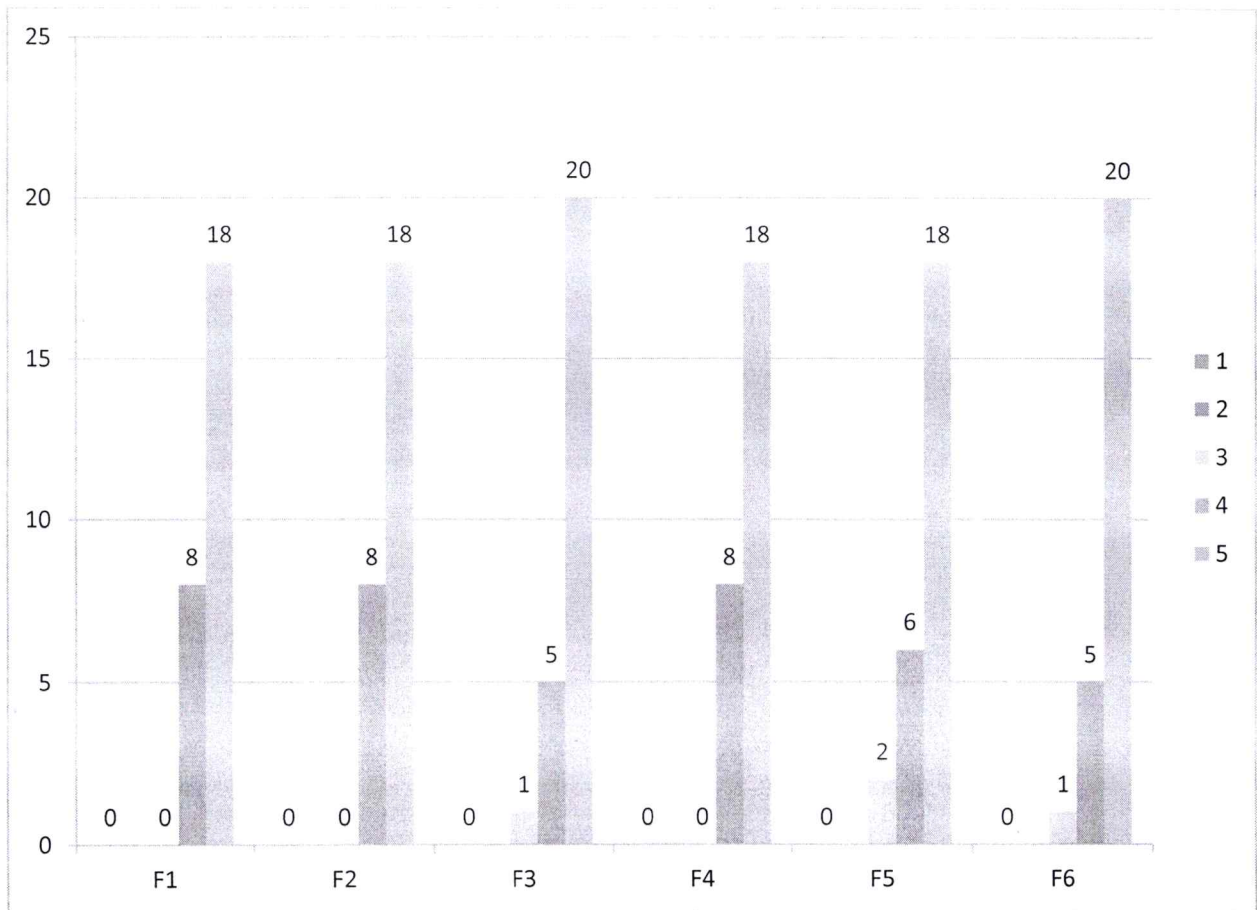
For teachers, the questionnaire captures responses in the following areas:

- a. F1: Syllabus is suitable to the course
- b. F2: Syllabus is need based
- c. F3: Aims and objectives of the syllabi are well defined and clear to teachers and students
- d. F4: The course/syllabus has good balance between theory and application.
- e. F5: The course/syllabus has made me interested in the subject area.
- f. F6: The course/syllabus of this subject increased my knowledge and perspective in the subject area

SYLLABUS / CURRICULUM							
	F1	F2	F3	F4	F5	F6	Average Rating
1	0	0	0	0	0	0	5
2	0	0	0	0	0	0	
3	0	0	1	0	2	1	
4	8	8	5	8	6	5	
5	18	18	20	18	18	20	
Average Rating	4.69	4.69	4.73	4.69	4.62	4.73	
No. of Participants in the survey	26	26	26	26	26	26	
% of teachers satisfied	100%	100%	100%	100%	100%	100%	
% of teachers dissatisfied	0%	0%	0%	0%	0%	0%	

All the teachers were contented with the appropriateness of the curriculum.


REGISTRAR
IFTM UNIVERSITY
MORADABAD.



Sanjeev Arora
 REGISTRAR
 IFTM UNIVERSITY
 MORADABAD.

SECTION – ALUMNI

Sanjeev Bhasin
REGISTRAR
IFTM UNIVERSITY
MORADABAD.

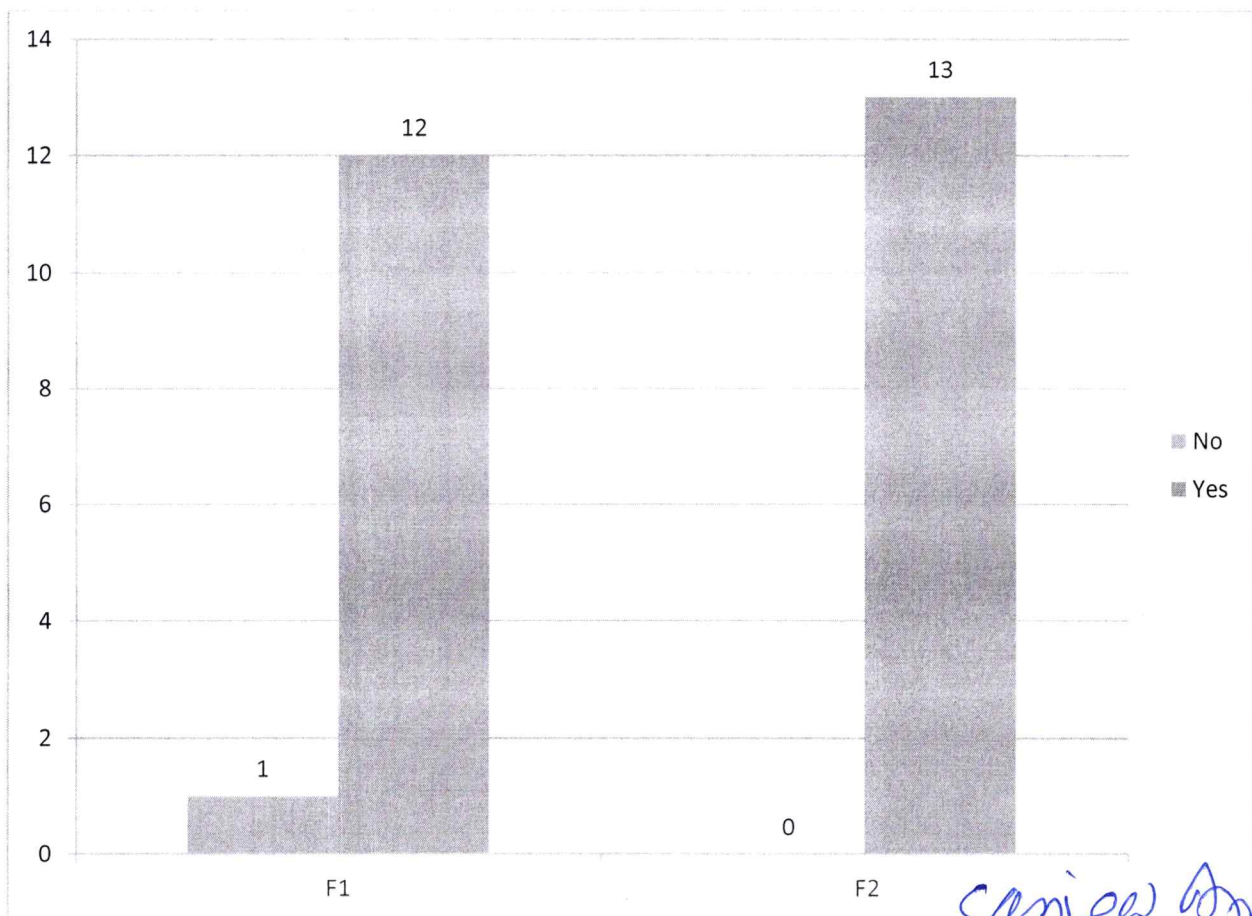
The responses of the alumni are likely to be free of any biases of any kind. To capture the responses of these erstwhile students of the University, an online survey is conducted every year. Amongst the many other dimensions, curriculum stands as the most important one.

The former students were asked dichotomous questions about:

- a. F1: Have you obtained sufficient know-how (both in theory and practice) at IFTMU?
- b. F2: Is the education imparted at IFTMU useful and relevant in your present job?

	No	Yes	Grand Total	Agreed Percentage	Disagreed Percentage
F1	1	12	13	92	8
F2	0	13	13	100	0

The survey revealed that all the alumni found the education imparted i.e. curriculum at the University useful and relevant and helping them meet the needs of the industry.



Sanjeev Kumar
REGISTRAR
IFTM UNIVERSITY
MORADABAD.

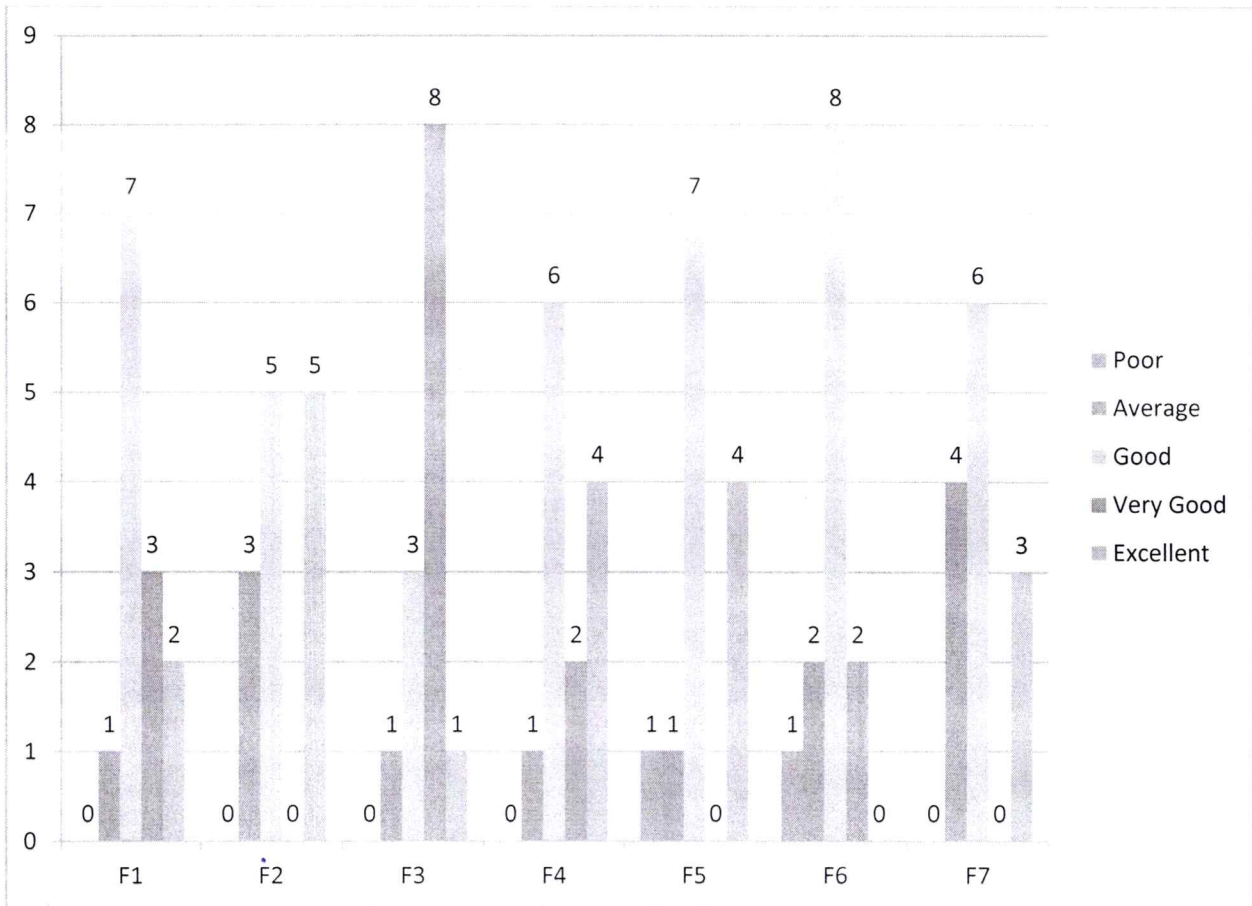
To understand the scenario better, some responses were sought on a 5 point scale, viz. for the factors:

- a. F1: Significance of the course(s) that you learnt in relation to your current job
- b. F2: Learning experience in terms of their relevance to the real life application
- c. F3: Professional courses and their suitability to the Industry
- d. F4: Industry Oriented Projects (if applicable)
- e. F5: Seminars & Workshop
- f. F6: Guest Lectures
- g. F7: Special Training Classes for bridging Industry/Academic gap

	Poor	Average	Good	Very Good	Excellent	Grand Total	Satisfied Percentage	Not Satisfied Percentage
F1	0	1	7	3	2	13	92	8
F2	0	3	8	0	5	13	77	23
F3	0	1	3	8	1	13	92	8
F4	0	1	6	2	4	13	92	8
F5	1	1	7	0	4	13	85	15
F6	1	2	8	2	0	13	77	23
F7	0	4	6	0	3	13	69	31

77% of the respondents rated their learning experience as satisfactory and the courses relevant to their present work profile and almost the similar number of respondents found the courses suitable for the industry. The survey revealed scope for improving the quality of seminars, guest lectures and special training programs organized by the department.


REGISTRAR
 IFTM UNIVERSITY
 MORADABAD.



Soni-ew Drowp
REGISTRAR
 IFTM UNIVERSITY
 MORADABAD.

The perception of students about the level, up to which the University has succeeded in achieving the set educational objectives, was also measured. To evaluate it, questions were asked in reference to 5 factors viz.

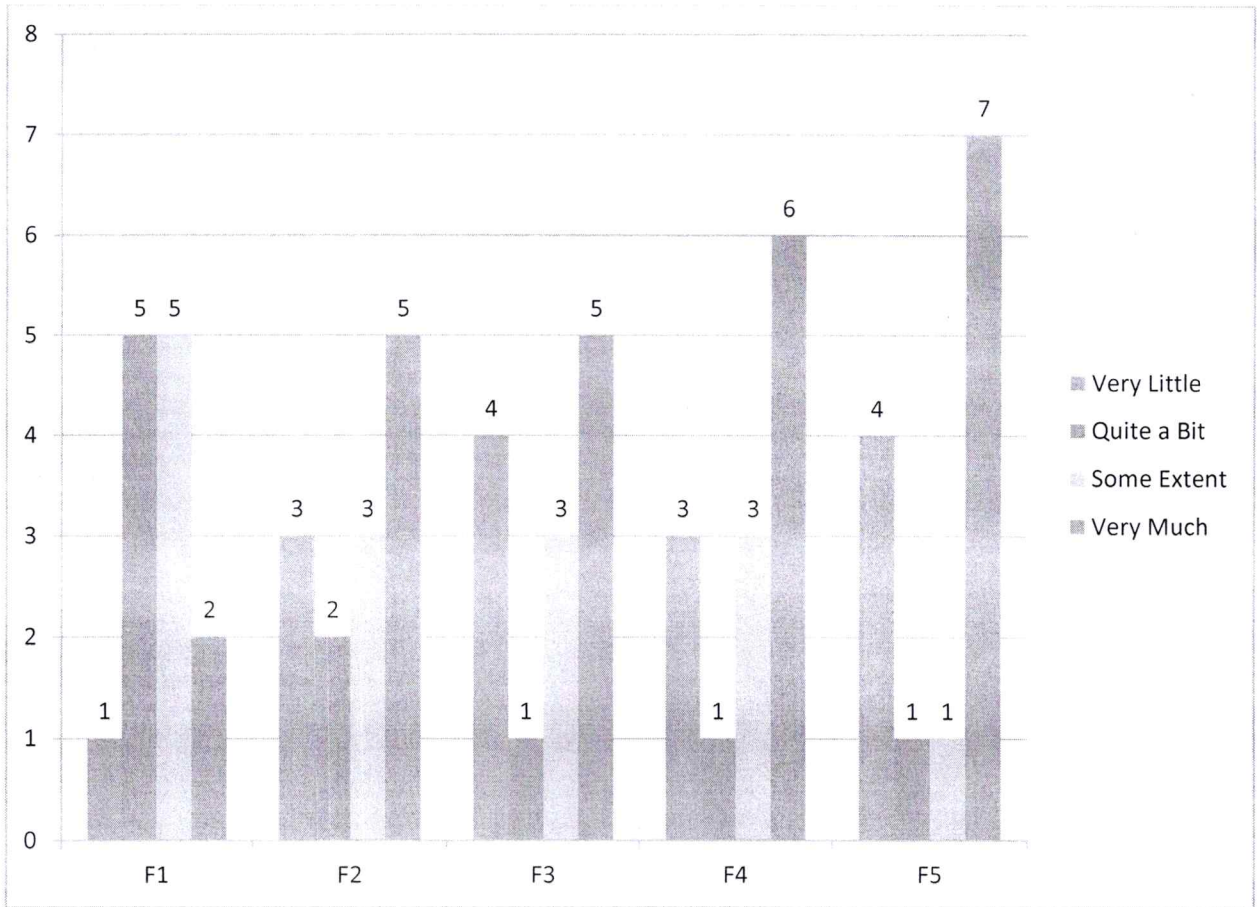
- a. *F1: Preparation: To educate students for graduate and postgraduate programs and to help them succeed in their chosen/ related fields.*
- b. *F2: Core Competence: To provide students with sound knowledge in their chosen area.*
- c. *F3: Breadth: To train students with knowledge relating to an array of professional fields undertaken so as to comprehend, analyze, design, and create innovative products and find solutions to improve the quality of life*
- d. *F4: Professionalism: To create professionally superior and ethically strong global manpower and to uphold moral values. With effective communication skills, teamwork skills, multidisciplinary approach, and an ability to improve the quality of life.*
- e. *F5: Learning Environment: To create an intellectual environment for research and development aware of emerging technologies leading to continual learning needed for a successful professional career, to create a center of excellence develop technocrats and business leaders.*

Majority of the students agreed that the educational program of the University has helped them succeed in their chosen field. These 92% students testified that the University has been successful in achieving its program objectives to a great extent. 77% respondents agreed that they got to develop core competency in the chosen subject area and they have sound knowledge of it. 69% of the respondents have rated the University high for the environment it provides. They feel that it has helped them become successful professionals.

However, 31% respondents also felt that the University should do more to help students get better with their professional abilities including communication skills and team spirit.

	Very Little	Quite a Bit	Some Extent	Very Much	Total Responses	Satisfied Percentage	Not Satisfied Percentage
F1	1	5	5	2	13	92	8
F2	3	2	3	5	13	77	23
F3	4	1	3	5	13	69	31
F4	3	1	3	6	13	77	23
F5	4	1	1	7	13	69	31

Sanjiv Arora
REGISTRAR
IFTM UNIVERSITY
MORADABAD.



Santosh Aggarwal

REGISTRAR
IFTM UNIVERSITY
MORADABAD.

**SECTION – EMPLOYER
(INDUSTRY)**

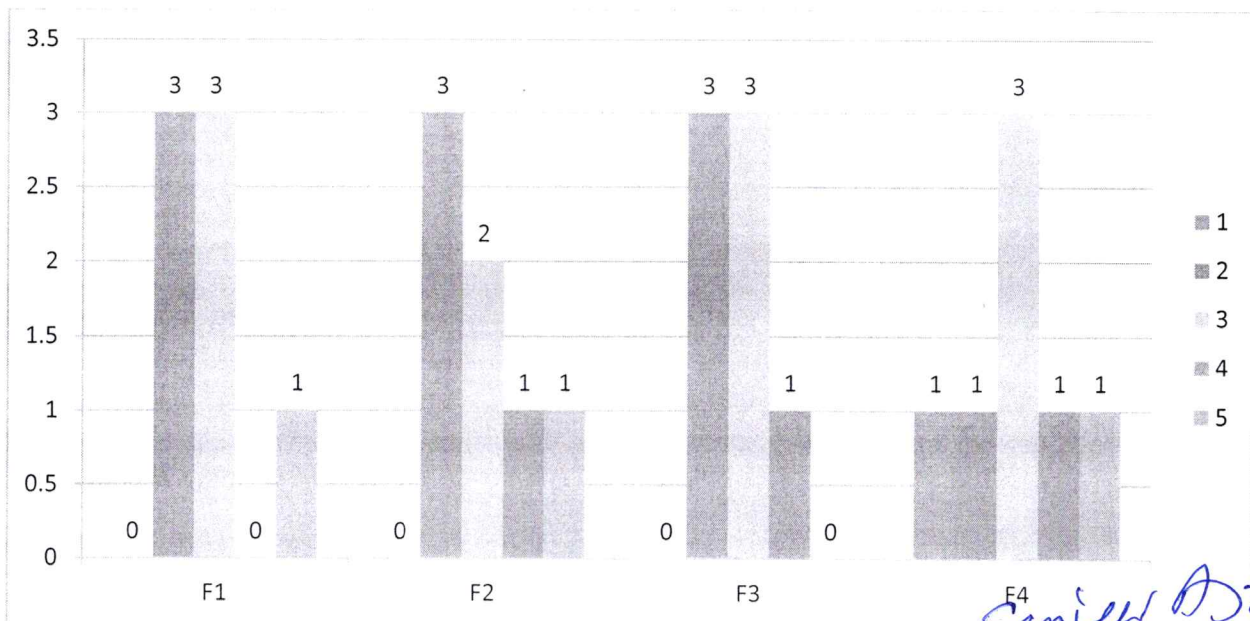
Sanjeev Arora
REGISTRAR
IFTM UNIVERSITY
MORADABAD.

The technical skills demonstrated by the employed / professionals at workplace is a very important indicator of the quality and sufficiency of the curriculum. Responses were sought on the following parameters:

- a. F1: Technical knowledge/skill
- b. F2: Using technology and workplace equipment.
- c. F3: Developing practical solutions to work place problems
- d. F4: Innovativeness and creativity

	1	2	3	4	5	Satisfied %	Dissatisfied %
F1	0	3	3	0	1	57	43
F2	0	3	2	1	1	57	43
F3	0	3	3	1	0	57	43
F4	1	1	3	1	1	71	29

The survey with the employers, showed a substantial gap between their expectations and the present preparedness of the students. It was learnt, that more efforts are required on the part of the University to improve the students' technical competencies and ability to innovate.



Sanjiv D. D. D.
REGISTRAR
IFTM UNIVERSITY
MORADABAD.

***** LAST PAGE OF THE REPORT *****



आईएफटीएम विश्वविद्यालय, मुरादाबाद, उत्तर प्रदेश
IFTM University, Moradabad, Uttar Pradesh
NAAC ACCREDITED

STUDENT FEEDBACK REPORT
SCHOOL OF COMPUTER SCIENCE & APPLICATIONS
2020-21

Sanjeev Bhowal
REGISTRAR
IFTM UNIVERSITY
MORADABAD.

SECTION – FACILITIES

Sanjeev Arora

REGISTRAR
IFTM UNIVERSITY
MORADABAD.

RESEARCH METHODOLOGY

Data Type:	Primary
Data Collection Tool:	Survey (Online)
Sample Size:	234
Sample Frame:	Students of IFTM University studying in 2020-21 in School of Computer Science & Applications
Sampling:	Probability Sampling
Questionnaire:	5-point Likert scale (with 5 being most satisfied and 1 being least satisfied)

Sanjay Bhardwaj
REGISTRAR
IFTM UNIVERSITY
MORADABAD.

In its pursuit of excellence, IQAC at IFTM University conducts a student survey every year; to learn about any scope of improvement in its functioning.

The student responses are sought in the following 5 areas viz.

- a. *Library*
- b. *Institutional Facilities*
- c. *Examination & Evaluation*
- d. *Placement Cell*
- e. *Student Support*

Performance in these areas gets measured through responses given to specific questions (factors) in the questionnaire (Student Survey). In 2020-21, 234 students participated in the survey. The findings of the survey 2020-21 on the above mentioned 5 areas are presented in the following section.

Sanjeev Aswal
REGISTRAR
IFTM UNIVERSITY
MORADABAD.


LIBRARY

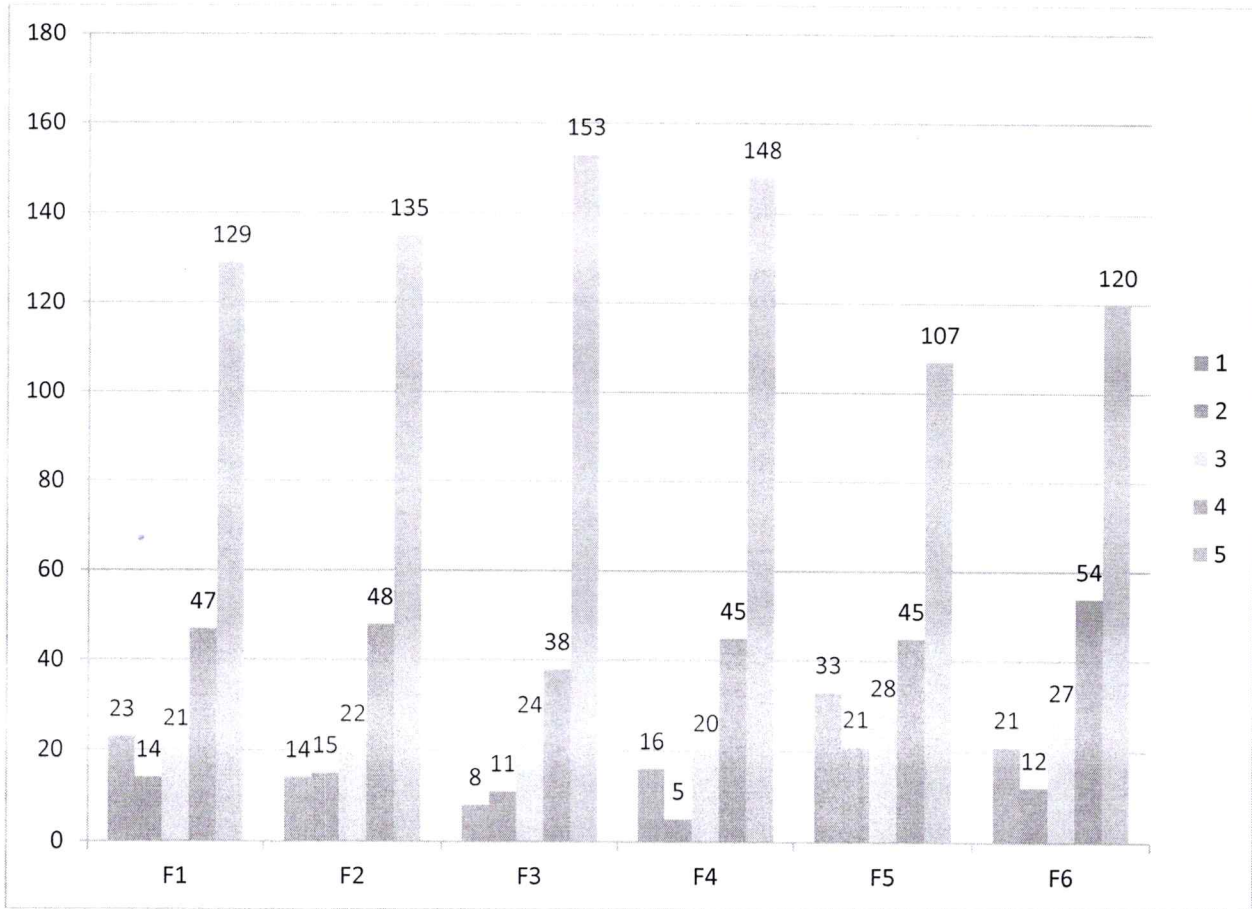
Library is the epicenter of knowledge in any academic institute. It provides its users place to brain storm and learn. The effectiveness of library facility was measured through the following factors.

1. F1: The prescribed books/reading materials are available in the library.
2. F2: Reading room and common room are available in the faculty/college building
3. F3: Available reading space in library is satisfactory
4. F4: The library staff are cooperative and helpful
5. F5: Photocopying facility in the library/Department is available and satisfactory
6. F6: Online educational resources are available and accessible

Out of 234 respondents, 90% were satisfied with the services of library and on a 5-point scale the average rating was 4. However, 14% respondents felt that reprography services in library need improvement. The survey also revealed that more than 97% of the respondents found that the library has ample reading space.

LIBRARY							
	F1	F2	F3	F4	F5	F6	Cumulative Rating
1	23	14	8	16	33	21	4
2	14	15	11	5	21	12	
3	21	22	24	20	28	27	
4	47	48	38	45	45	54	
5	129	135	153	148	107	120	
Average Rating	4.05	4.18	4.35	4.30	3.74	4.03	
No. of Participants in the survey	234	234	234	234	234	234	
% of students satisfied	90%	94%	97%	93%	86%	91%	
% of students dissatisfied	10%	6%	3%	7%	14%	9%	


REGISTRAR
IFTM UNIVERSITY
MORADABAD.



Sanjeev Bhandal
REGISTRAR
 IFTM UNIVERSITY
 MORADABAD.

INSTITUTIONAL FACILITIES

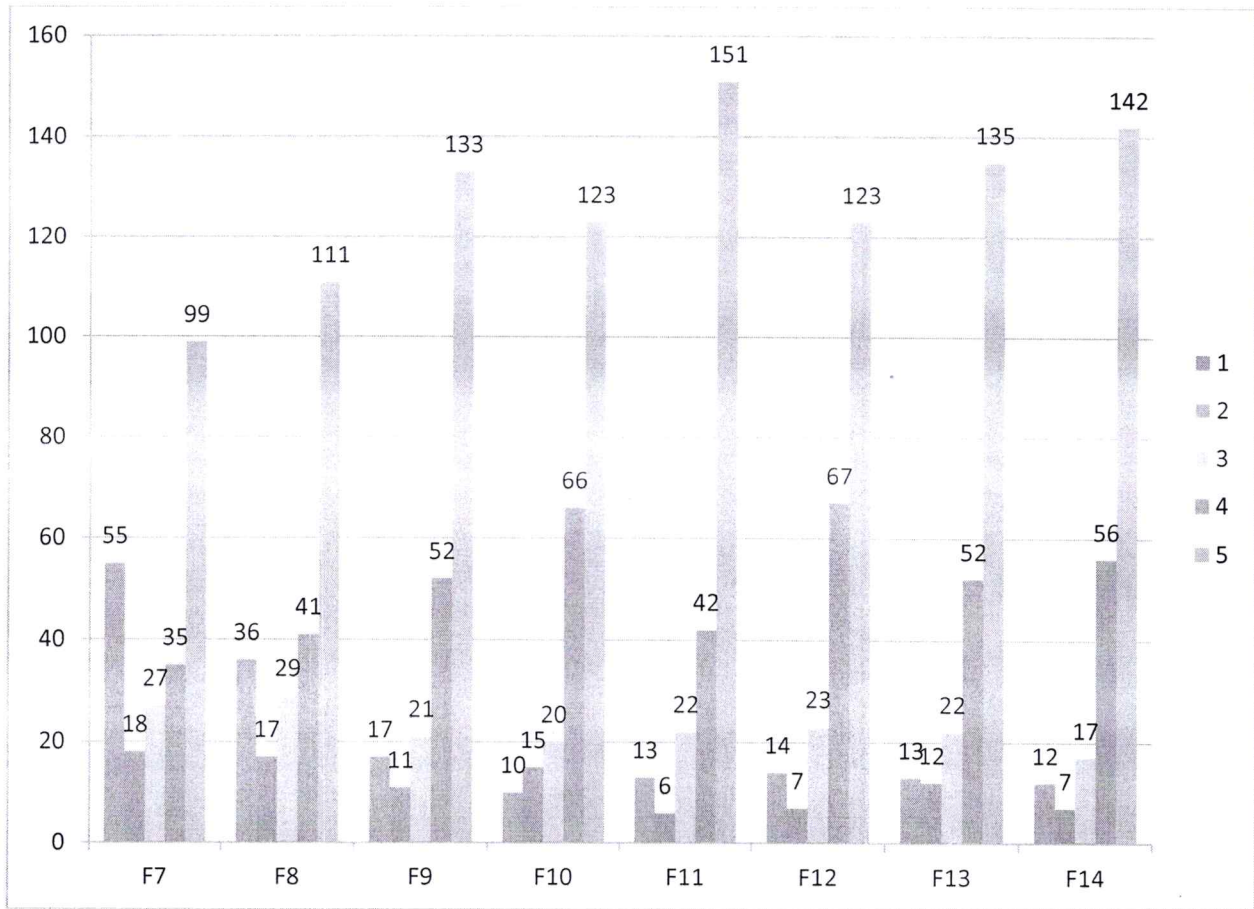
The institutional facilities provide students an environment conducive to learning and help them realize their true potential. The performance on this parameter was measured through various factors viz.

1. F7: Internet facilities are available in the department
2. F8: Toilets/washrooms are hygienic and properly maintained.
3. F9: Clean drinking water is available in the department and on the campus
4. F10: Equipment in the lab(s) is in working condition.
5. F11: The campus is green and Eco friendly
6. F12: The buildings/classrooms are accessible to differently abled persons.
7. F13: The classrooms are clean and well maintained
8. F14: The campus has adequate power supply.

Out of 234 respondents, 94% agreed that the environment at IFTM is ecofriendly and green. The same percentage of respondents also agreed that the University campus has adequate power supply. However, 24% of the respondents viewed internet connectivity at their respective departments as not satisfactory. 15% of the respondents also felt that more cleanliness and hygiene is required to be maintained in the wash rooms.

INSTITUTIONAL FACILITIES									
	F7	F8	F9	F10	F11	F12	F13	F14	Cumulative Rating
1	55	36	17	10	13	14	13	12	4
2	18	17	11	15	6	7	12	7	
3	27	29	21	20	22	23	22	17	
4	35	41	52	66	42	67	52	56	
5	99	111	133	123	151	123	135	142	
Average Rating	3.45	3.74	4.17	4.18	4.33	4.19	4.21	4.32	
No. of Participants in the survey	234	234	234	234	234	234	234	234	
% of students satisfied	76%	85%	93%	96%	94%	94%	94%	95%	
% of students dissatisfied	24%	15%	7%	4%	6%	6%	6%	5%	


REGISTRAR
 IFTM UNIVERSITY
 MORADABAD.




REGISTRAR
 IFTM UNIVERSITY
 MORADABAD.

EXAMINATION & EVALUATION

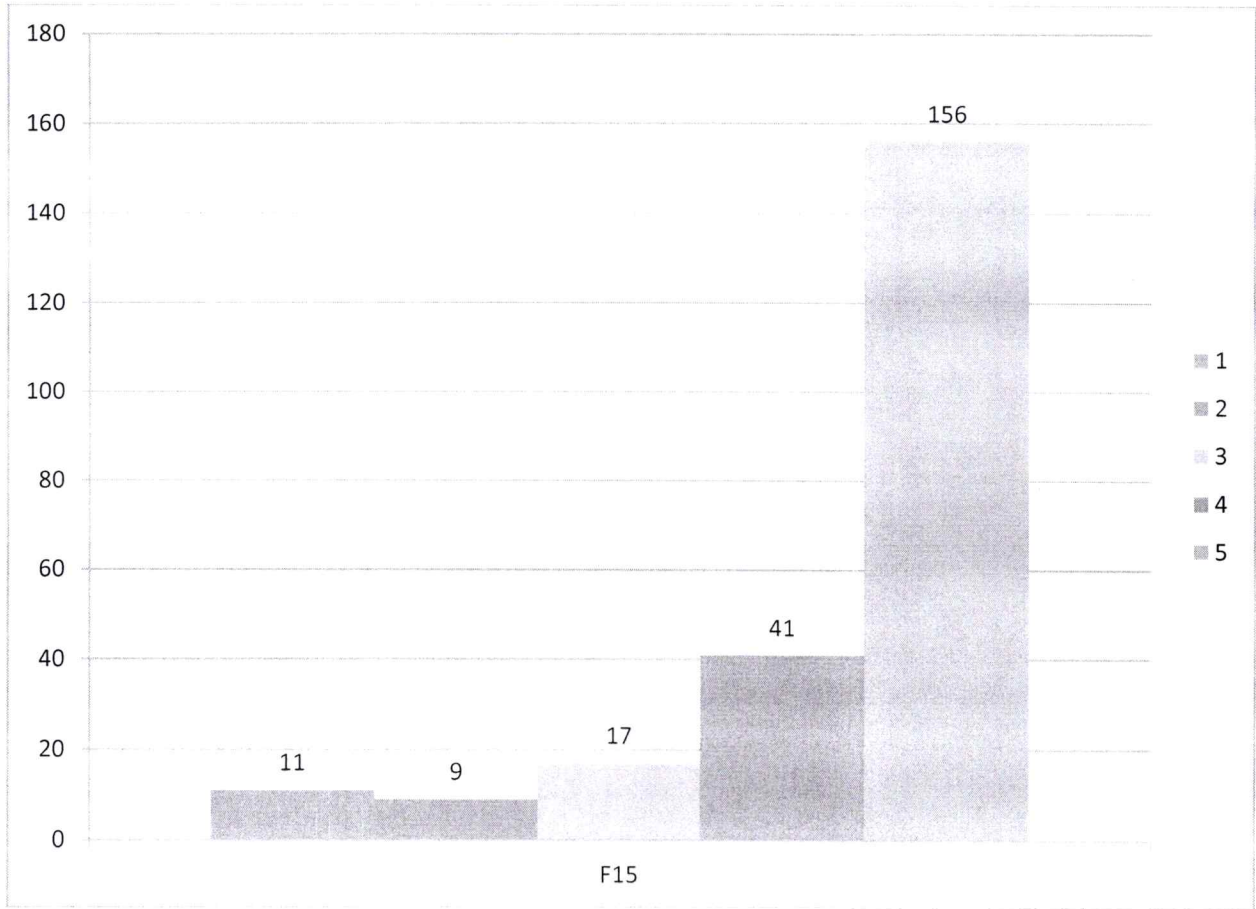
Examination and its evaluation were measured with the help of following factor.

1. F15: Results and attendance records are displayed on time

About 95% of the respondents agreed that the results and attendance records are displayed on time. The average rating for this area was 4.

EXAMINATION & EVALUATION		
	F15	Cumulative Rating
1	11	4
2	9	
3	17	
4	41	
5	156	
Average Rating	4.3760684	
No. of Participants in the survey	234	
% of students satisfied	95%	
% of students dissatisfied	5%	

Sanjeet D. D. D.
REGISTRAR
IFTM UNIVERSITY
MORADABAD.



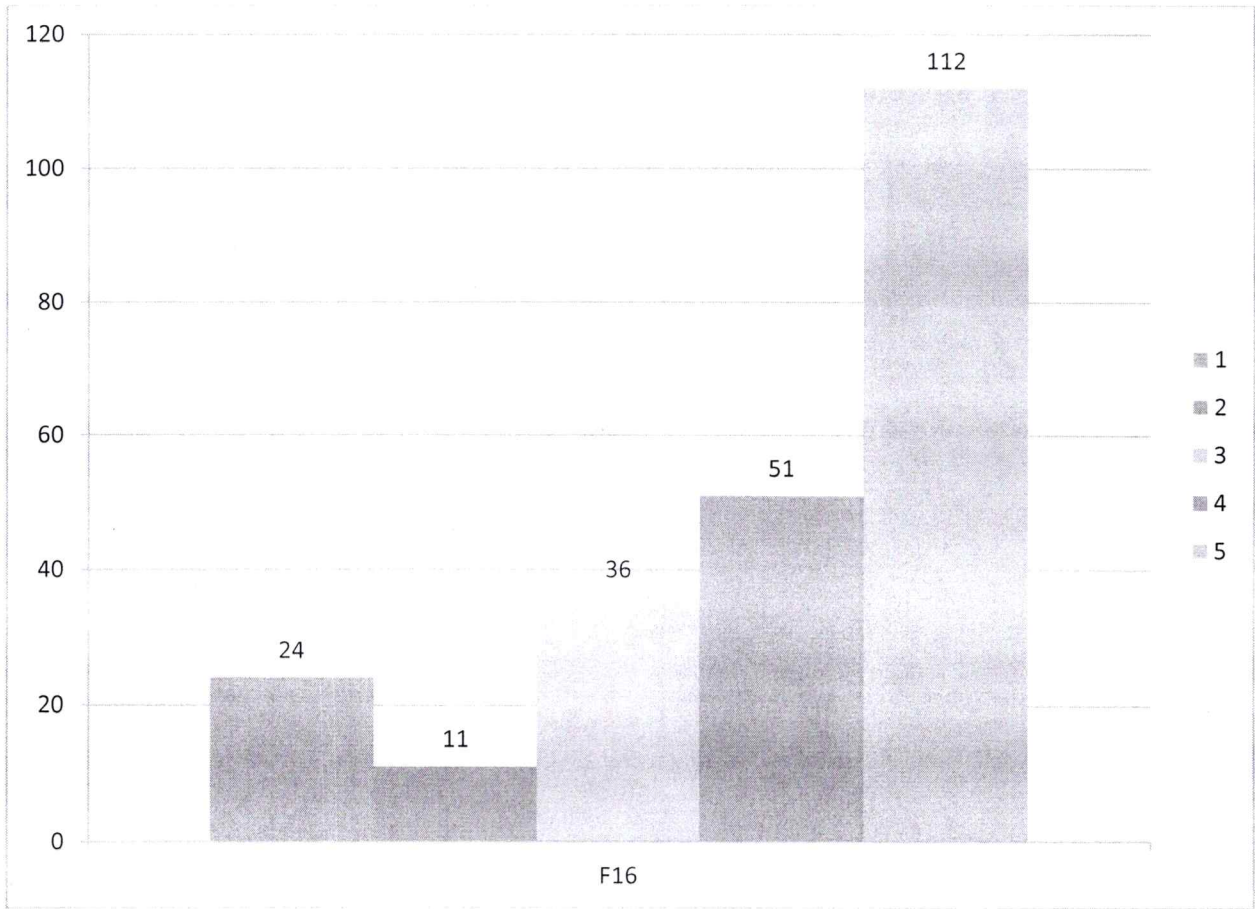
Sanjiv Arora
REGISTRAR
 IFTM UNIVERSITY
 MORADABAD.

PLACEMENT CELL

The performance of placement cell and its functioning was found satisfactory by 90% of the respondents. The average rating being given to the University on this parameter was 4. Student's perception and experience with the placement cell was sought.

1. F16: The functioning of the placement cell(s) in the University/department is satisfactory.

PLACEMENT CELL		
	F16	Cumulative Rating
1	24	4
2	11	
3	36	
4	51	
5	112	
Average Rating	3.9230769	
No. of Participants in the survey	234	
% of students satisfied	90%	
% of students dissatisfied	10%	



Sanjeev Agarwal
REGISTRAR
 IFTM UNIVERSITY
 MORADABAD.

STUDENT SUPPORT

Though University aims to facilitate its students proactively, it may happen that students have some grievances and suggestions. To get their concerns addressed, they may require meeting functionaries across departments.

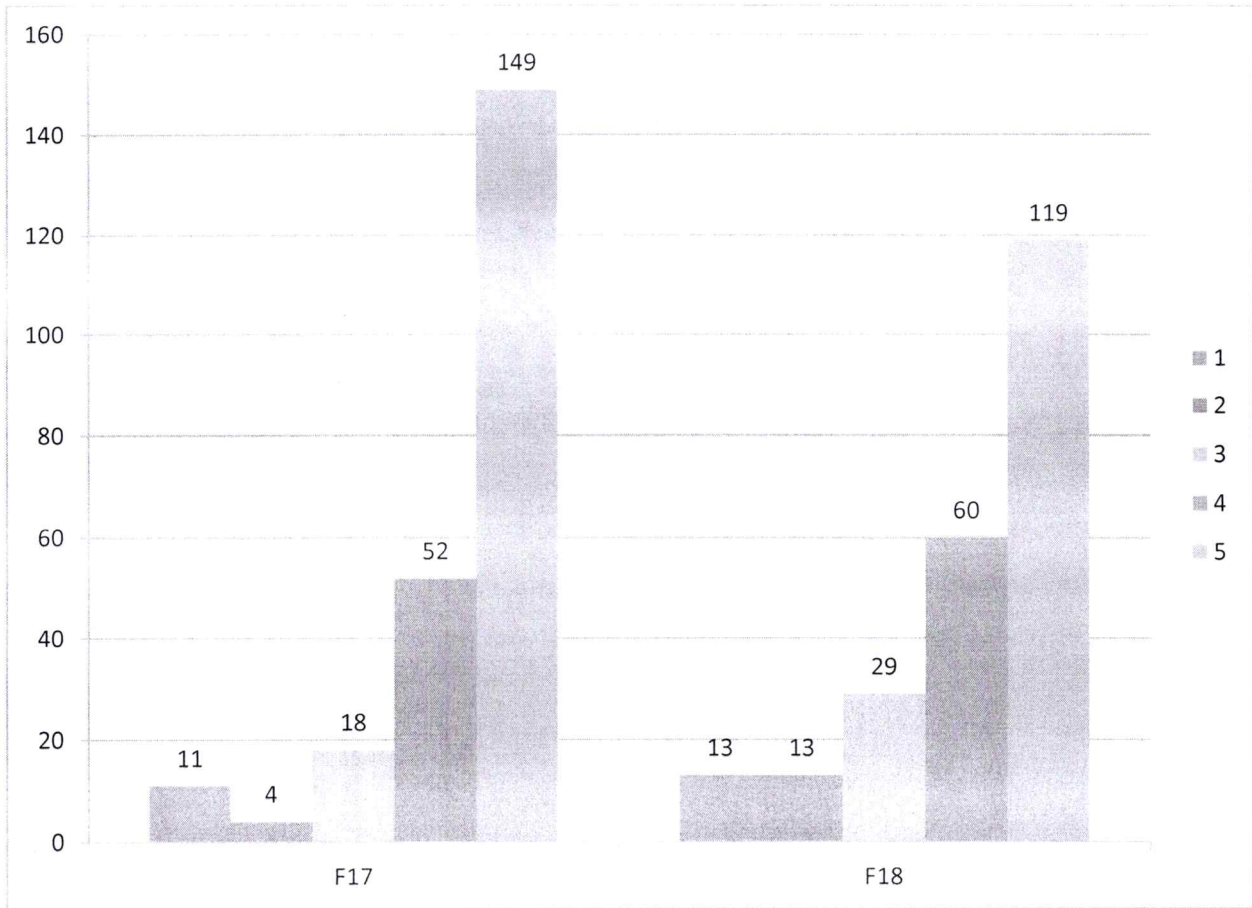
To measure performance in this area, responses were sought on the following factors –


1. F17: The office staff in the department is helpful.
2. F18: Grievances/problems are redressed/ solved well in time.

90% of the respondents found their interaction with office staff as helpful. About 94% of the respondents agreed that their problems were solved well in time.

STUDENT SUPPORT			
	F17	F18	Cumulative Rating
1	11	13	4
2	4	13	
3	18	29	
4	52	60	
5	149	119	
Average Rating	4.38	4.11	
No. of Participants in the survey	234	234	
% of students satisfied	95%	94%	
% of students dissatisfied	5%	6%	


REGISTRAR
IFTM UNIVERSITY
MORADABAD.




REGISTRAR
 IFTM UNIVERSITY
 MORADABAD.

SECTION – TEACHING & EVALUATION

Sanjeev Bora
REGISTRAR
IFTM UNIVERSITY
MORADABAD.

RESEARCH METHODOLOGY

Data Type:	Primary
Data Collection Tool:	Survey (Online)
Sample Size:	235
Sample Frame:	Students of IFTM University studying in 2020-21 in School of Computer Science & Applications
Sampling:	Probability Sampling
Questionnaire:	5-point Likert scale (with 5 being most satisfied and 1 being least satisfied)

Sanjeev Dorauf
REGISTRAR
IFTM UNIVERSITY
MORADABAD.

Teaching and evaluation of students are at the core of any academic institute. It helps in bringing the desired change in the students and helps them contribute in making society a better place. To learn about the performance in these two areas, a questionnaire was prepared and administered through a survey.

- a. *Teaching*
- b. *Evaluation*

Sanjeev Arora
REGISTRAR
IFTM UNIVERSITY
MORADABAD.


TEACHING

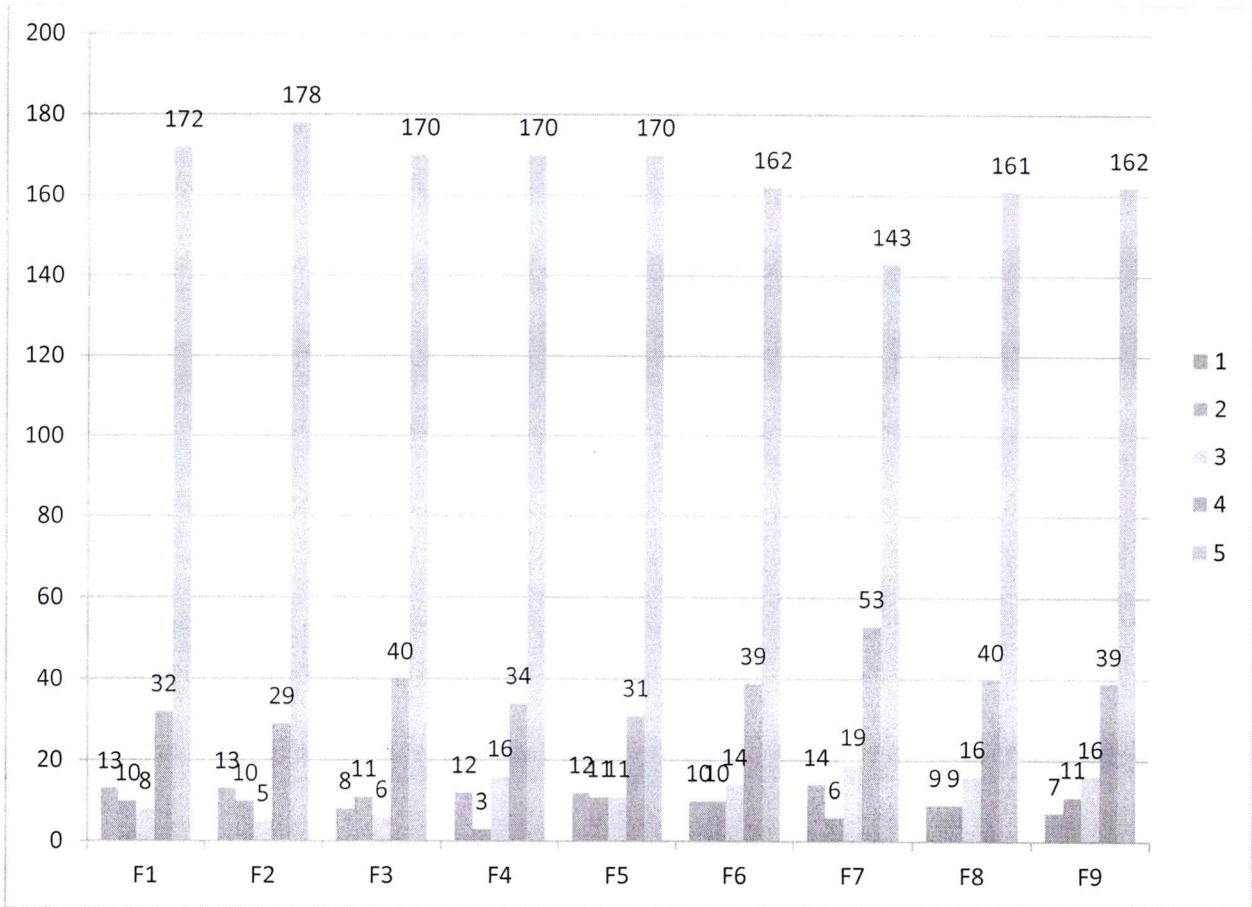
Performance on teaching was evaluated through following 9 factors –

1. F1: The teacher is punctual in the class.
2. F2: The teacher comes well prepared for the lecture
3. F3: The teacher communicates clearly and inspires me by his/ her teaching.
4. F4: The teacher completes the entire syllabus in time.
5. F5: The teacher discusses topics and interacts in the class
6. F6: The teacher encourages for participation and discussion in class.
7. F7: The teacher uses modern teaching aids, handouts, suitable references, power-point presentations (PPT), web-resources, etc.
8. F8: The teacher's attitude towards the students is friendly & helpful.
9. F9: The teacher is available and accessible in Department.

TEACHING										
	F1	F2	F3	F4	F5	F6	F7	F8	F9	Average Rating
1	13	13	8	12	12	10	14	9	7	4
2	10	10	11	3	11	10	6	9	11	
3	8	5	6	16	11	14	19	16	16	
4	32	29	40	34	31	39	53	40	39	
5	172	178	170	170	170	162	143	161	162	
Average Rating	4.45	4.49	4.50	4.48	4.43	4.42	4.30	4.43	4.44	
No. of Participants in the survey	235	235	235	235	235	235	235	235	235	
% of students satisfied	90%	90%	92%	94%	90%	91%	91%	92%	92%	
% of students dissatisfied	10%	10%	8%	6%	10%	9%	9%	8%	8%	

90% of the students agreed that the teachers comes well prepared and on time to the class. Class room discussions are meaningful and help understanding the topic in a lucid manner. Teachers are friendly and inspire students to learn and participate in discussion. 92% students also found that teachers are available and accessible whenever needed by them.


 REGISTRAR
 IPTM UNIVERSITY
 MORADABAD.



Sanjeev Dossani
REGISTRAR
 IFTM UNIVERSITY
 MORADABAD.


EVALUATION

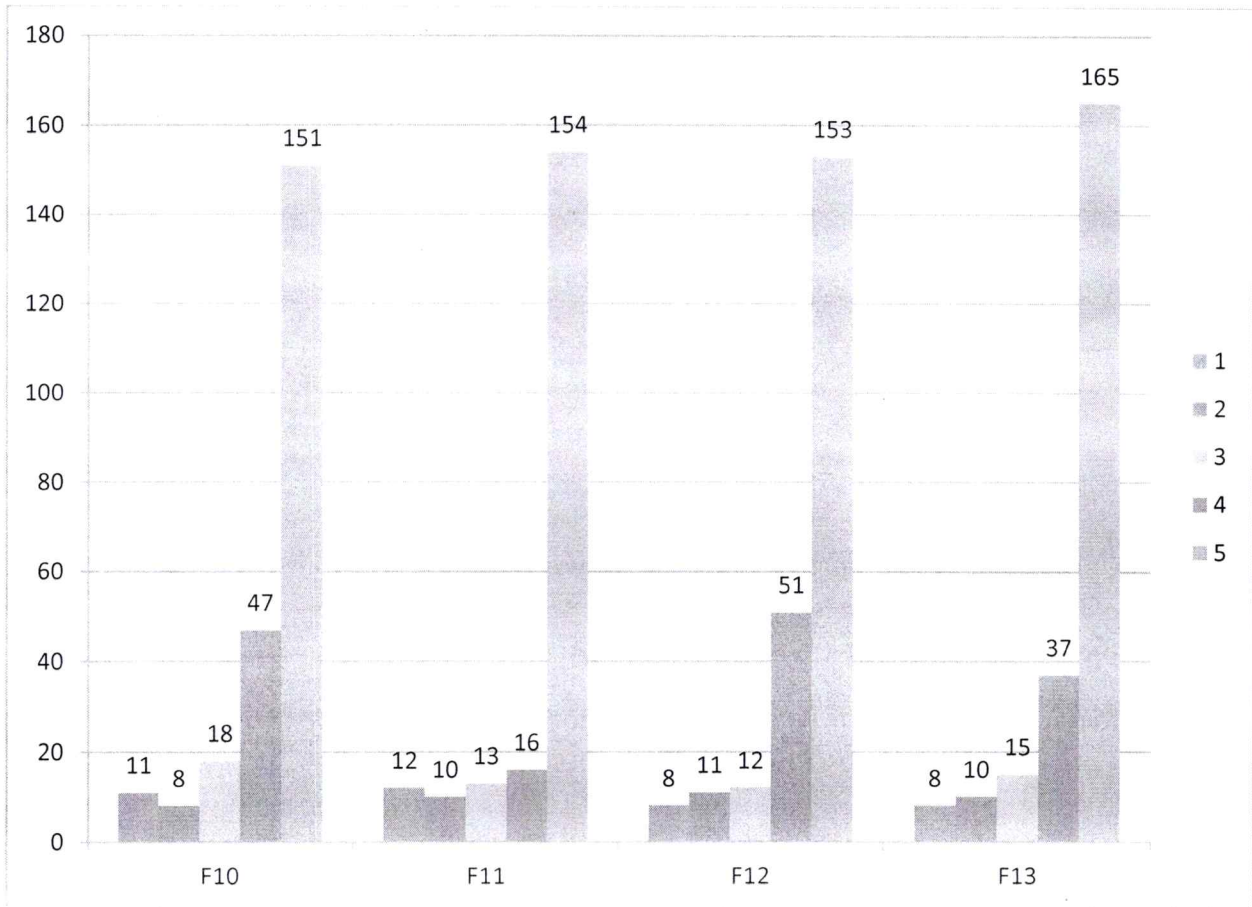
Performance of the “evaluation” criteria is based on 4 factors viz.

1. F10: The evaluation process is fair and unbiased.
2. F11: Average of Regular and timely feedback is given on our (students’) performance.
3. F12: Periodical assessments are conducted as per schedule.
4. F13: I have learnt and understood the subject material/s in this course.

EVALUATION					
	F10	F11	F12	F13	Average Rating
1	11	12	8	8	4
2	8	10	11	10	
3	18	13	12	15	
4	47	16	51	37	
5	151	154	153	165	
Average Rating	4.36	4.41	4.40	4.45	
No. of Participants in the survey	235	205	235	235	
% of students satisfied	92%	89%	92%	92%	
% of students dissatisfied	8%	11%	8%	8%	

92% of the students were satisfied with the process and performance of evaluation exercise in the University. They agreed that the evaluation process is fair and unbiased. 92% of the students agreed that assessment is done as per the schedule and timely feedback on their performance is provided.


REGISTRAR
IFTM UNIVERSITY
MORADABAD.



Sanjiv Daxa
REGISTRAR
 IFTM UNIVERSITY
 MORADABAD.

SECTION – CURRICULUM

Sanjeev Agarwal
REGISTRAR
IFTM UNIVERSITY
MORADABAD.


RESEARCH METHODOLOGY

Data Type:	Primary
Data Collection Tool:	Survey (Online)
Sample Size:	222
Sample Frame:	Students of IFTM University studying in 2020-21 in School of Computer Science & Applications
Sampling:	Probability Sampling
Questionnaire:	5-point Likert scale (with 5 being most satisfied and 1 being least satisfied)

Curriculum adopted by a University provides not only a structure for teaching; instead it's a measurable plan. It helps quantify the efforts being put by the students along with the other participants of the ecosystem. Its acceptance with all the stake holders is a pre requisite to the ultimate purpose, it tries to achieve.

To bridge any gap between the expectations and the perception about the curriculum, an annual survey is conducted by the University. The questionnaire captures responses on 3 themes viz. acceptance amongst students, perceived relevance and support material. The factors are as follows:

- a. *Acceptance of curriculum amongst students*
- b. *Perceived relevance of the curriculum*
- c. *Support Material for subjects (curriculum)*

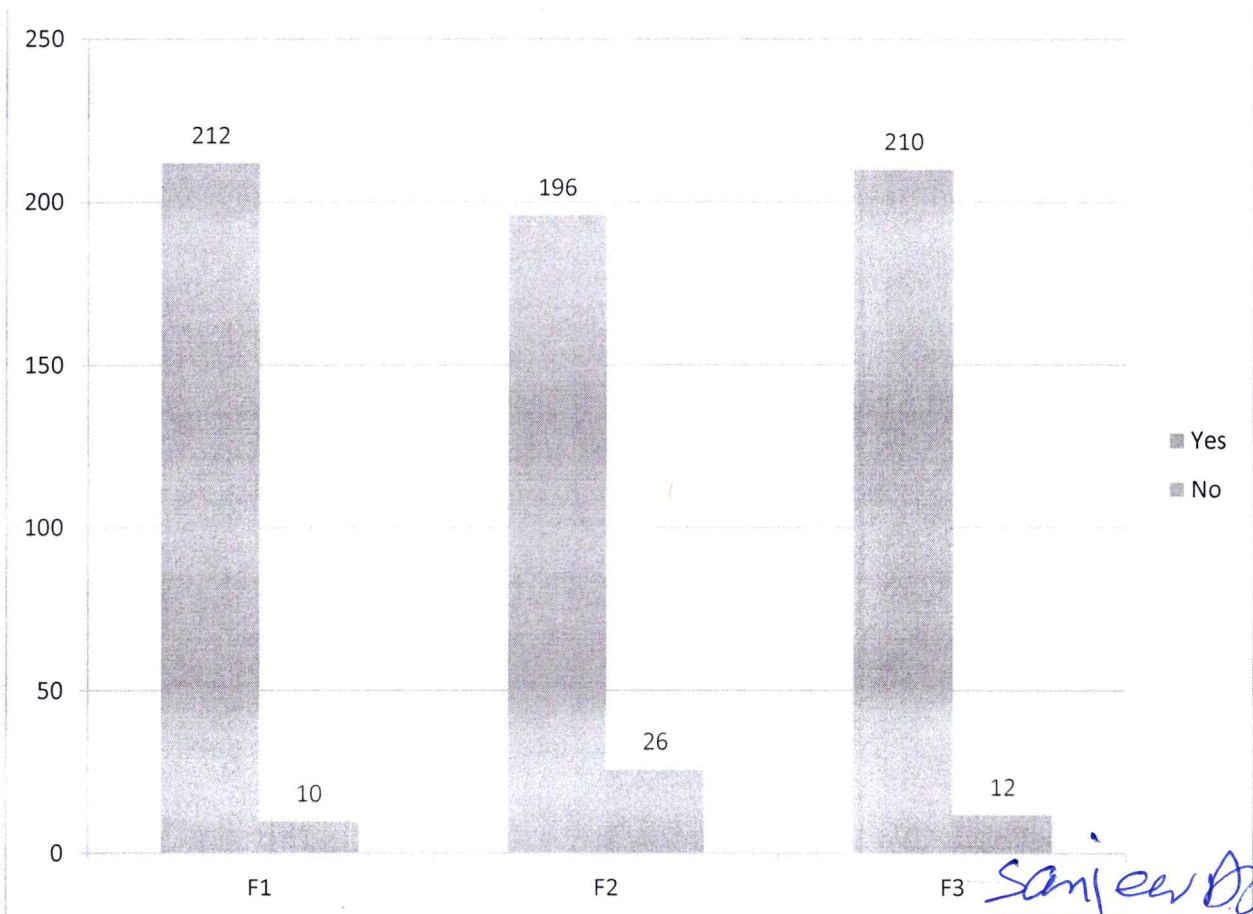

REGISTRAR
IFTM UNIVERSITY
MORADABAD.

ACCEPTANCE OF CURRICULUM AMONGST STUDENTS –

1. F1: I found the curriculum easy
2. F2: The instructions given in the curriculum is easy to follow
3. F3: The syllabus has good balance between theory and practical exercises

	ACCEPTANCE		
	F1	F2	F3
Yes	212	196	210
No	10	26	12
Total Responses	222	222	222
Yes %	95	88	95
No %	5	12	5

95% of the respondents found the curriculum easy, which indicates that the curriculum is designed well according to the aptitude level of the students at large. 95% of the respondents found the balance right between theory and practical exercises. However, 12% of the students found the instructions in some of the subjects difficult to follow.



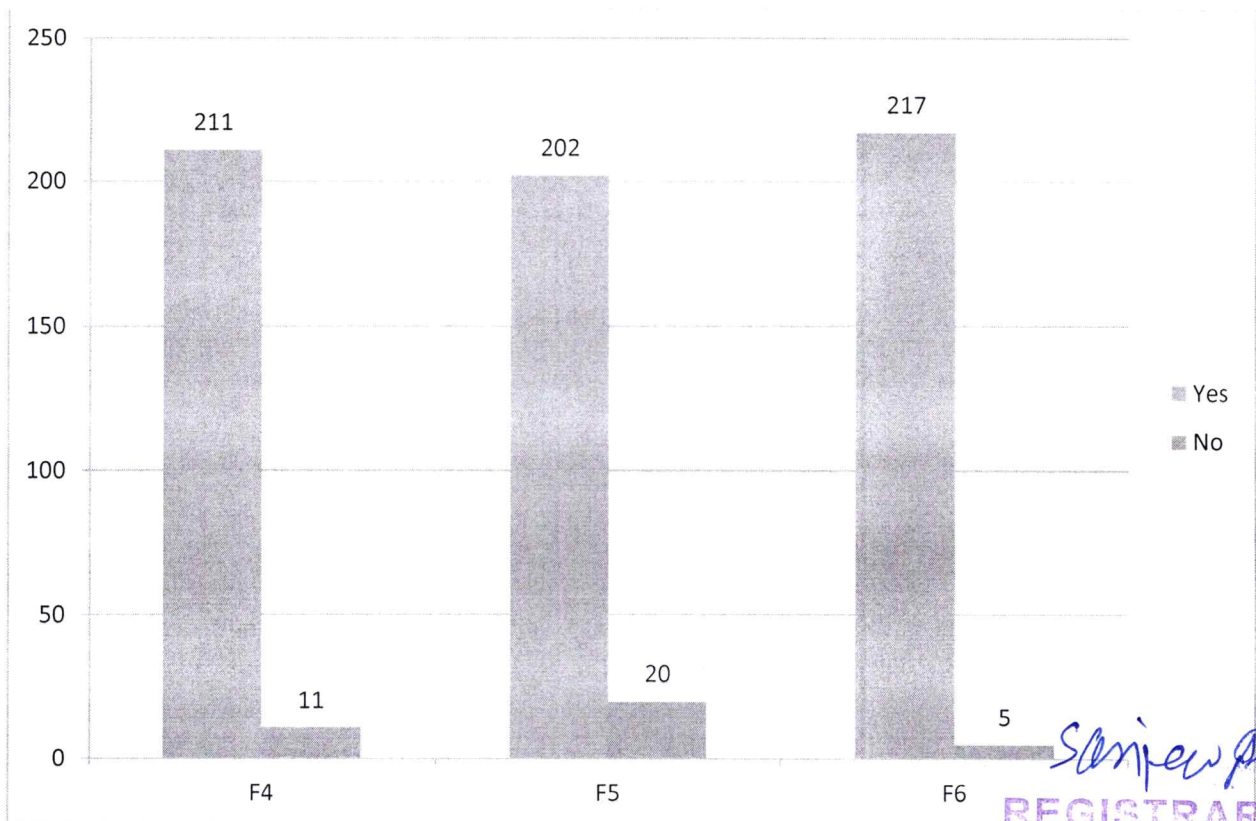
PERCEIVED RELEVANCE OF THE CURRICULUM –

- 4. F4: The subjects are relevant to my future job aspirations
- 5. F5: The subjects are very practical and seems applicable in daily life
- 6. F6: The course has helped me develop my personality

	PERCEIVED RELEVANCE		
	F4	F5	F6
Yes	211	202	217
No	11	20	5
Total Responses	222	222	222
Yes %	95	91	98
No %	5	9	2

98% of the respondents found that the curriculum has helped them develop their personality. 95% of the students found the subjects relevant according to their future job aspirations. 91% respondents found subjects practical and having application in real life.

The responses reflect the acceptance, usefulness and contemporary nature of the curriculum at the University.



Sanjiv Arora

REGISTRAR
IFTM UNIVERSITY
MORADABAD.

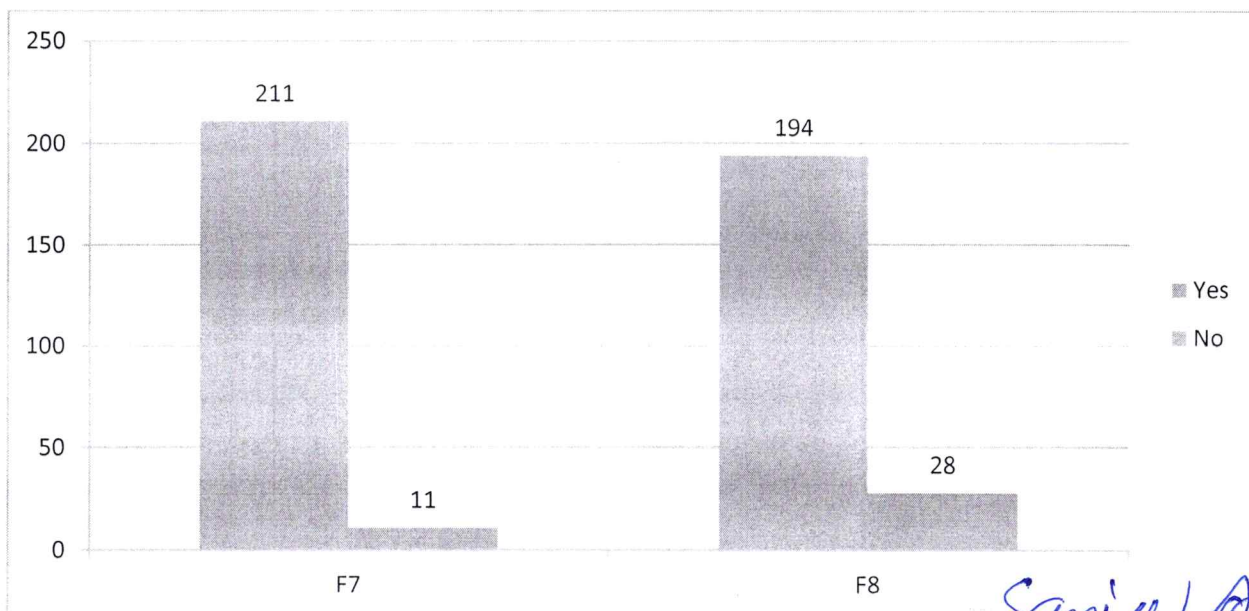
SUPPORT MATERIAL FOR SUBJECTS (CURRICULUM) –

- 7. F7: The reading material and references of the subject are easily available
- 8. F8: Course content is followed by corresponding reference materials?
- 9. F9: What other changes would you like to suggest improving the curriculum / course?

	SUPPORT MATERIAL	
	F7	F8
Yes	211	194
No	11	28
Total Responses	222	222
Yes %	95	87
No %	5	13

While, 95% of the respondents opined that the reference material of the subjects is easily available, 13% of the students reported that they did not get any along with the course content.

The responses received for F9 were of subjective nature, which were collated and sent to the concerned stakeholders (departments / management) for further deliberation, suggestion and action.



Sanjeev Agarwal
REGISTRAR
 IFTM UNIVERSITY
 MORADABAD.

***** LAST PAGE OF THE REPORT *****



आईएफटीएम विश्वविद्यालय, मुरादाबाद, उत्तर प्रदेश
IFTM University, Moradabad, Uttar Pradesh
NAAC ACCREDITED

TEACHERS' FEEDBACK REPORT
SCHOOL OF COMPUTER SCIENCE & APPLIATIONS
2020-21

Sanjeev Daxal
REGISTRAR
IFTM UNIVERSITY
MORADABAD.

RESEARCH METHODOLOGY

Data Type:	Primary
Data Collection Tool:	Survey (Online)
Sample Size:	26
Sample Frame:	Teachers teaching at IFTM University in 2020-21 in School of Computer Science & Applications
Sampling:	Probability Sampling
Questionnaire:	5-point Likert scale (Strongly Disagree – 1, Disagree – 2, Neither Agree Nor Disagree – 3, Agree – 4, Strongly Agree - 5)


Sanjeev Bora
REGISTRAR
IFTM UNIVERSITY
MORADABAD.

Teachers are the backbone of any academic institute. No academic institute can thrive, unless its faculty is not satisfied. In its pursuit of excellence, IQAC at IFTM University conducts a teacher's survey every year; to learn about any scope of improvement in its functioning.

The survey attempted to capture the satisfaction level of teachers in reference to the following 6 areas viz.

- a. *Curriculum / Syllabus*
- b. *Examination & Evaluation*
- c. *Facilities*
- d. *Course Content & Books*
- e. *Freedom*
- f. *Friendly & Favorable Environment*

Performance in these areas gets measured through responses given to specific questions (factors) in the questionnaire (Teachers' Feedback Survey). In 2020-21, 26 faculty members participated in the survey. The findings of the survey 2020-21 on the above mentioned 6 areas are presented in the following section.


REGISTRAR
IFTM UNIVERSITY
MORADABAD.

CURRICULUM / SYLLABUS

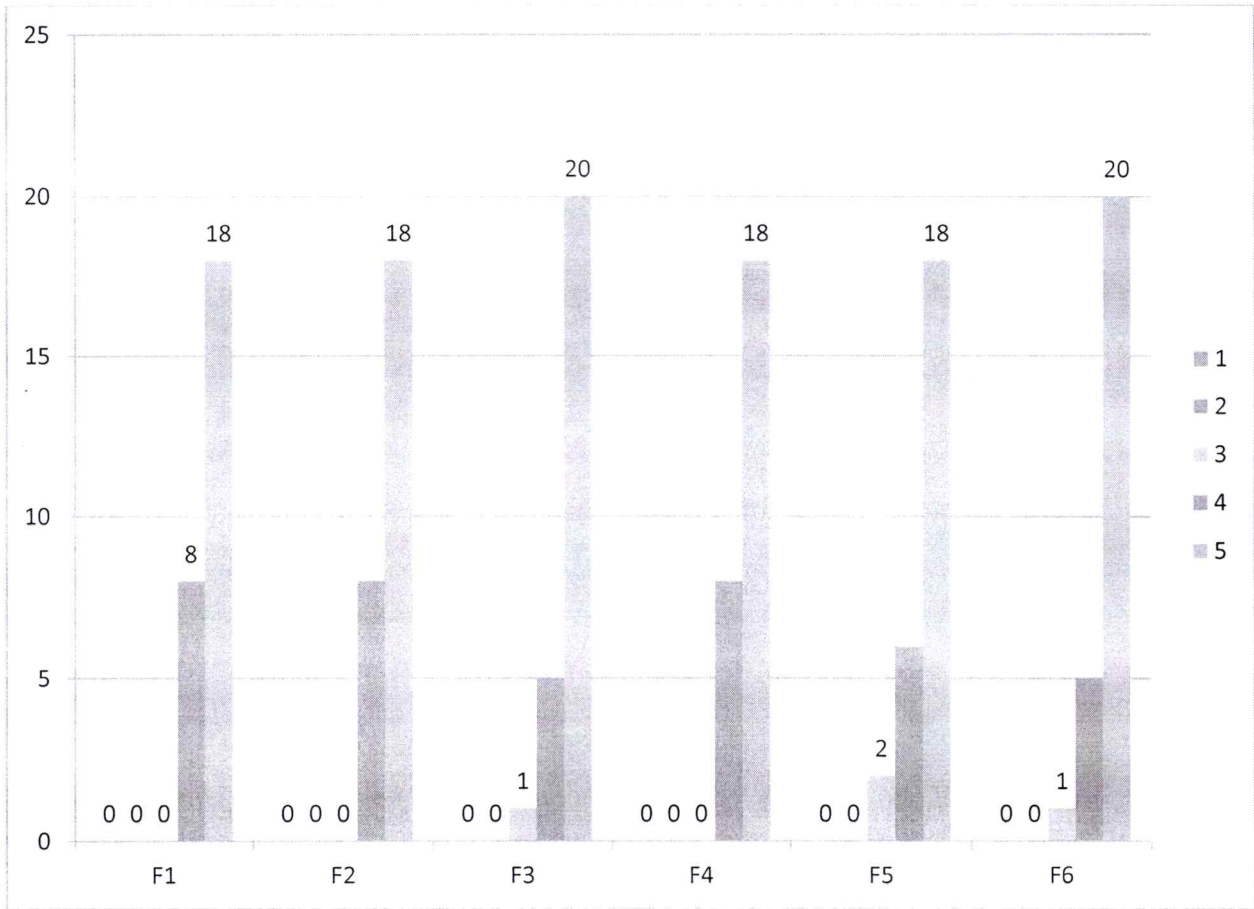
The curriculum is the road map for a student. If well designed, it helps them embark upon the journey of personal joy and professional success.

1. F1: Syllabus is suitable to the course.
2. F2: Syllabus is need based.
3. F3: Aims and objectives of the syllabi are well defined and clear to teachers and students.
4. F4: The course/syllabus has good balance between theory and application.
5. F5: The course/syllabus has made me interested in the subject area.
6. F6: The course/syllabus of this subject increased my knowledge and perspective in the subject area.

All the respondents agreed that the aims and objectives of syllabi are well defined and clear to both teachers and students. They agreed that the syllabus is well curated and has made them inquisitive about the subject.

SYLLABUS / CURRICULUM							
	F1	F2	F3	F4	F5	F6	Average Rating
1	0	0	0	0	0	0	5
2	0	0	0	0	0	0	
3	0	0	1	0	2	1	
4	8	8	5	8	6	5	
5	18	18	20	18	18	20	
Average Rating	4.69	4.69	4.73	4.69	4.62	4.73	
No. of Participants in the survey	26	26	26	26	26	26	
% of teachers satisfied	100%	100%	100%	100%	100%	100%	
% of teachers dissatisfied	0	0	0	0	0	0	


REGISTRAR
IFTM UNIVERSITY
MORADABAD.



Sanjeev Daxwal
REGISTRAR
IFTM UNIVERSITY
MORADABAD.

EXAMINATION & EVALUATION

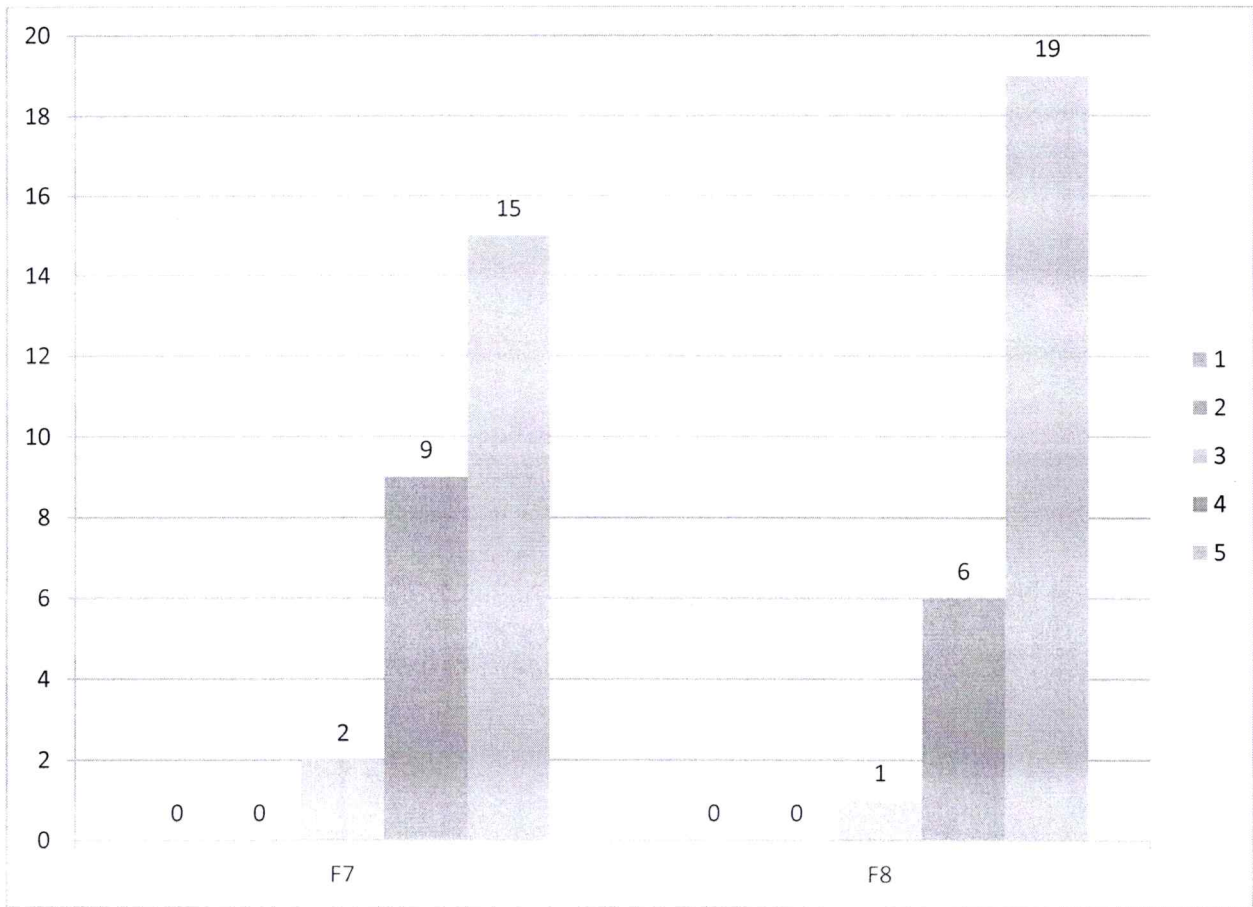
The examination and evaluation process at University is rigorous and conducive to the development of its students.

1. F7: The course/ programme of studies carries sufficient number of optional papers.
2. F8: Tests and examinations are conducted well in time with proper coverage of all units in the syllabus.

All the 26 respondents, faculty agreed that the examinations are conducted well on time and covers the entire syllabus. All opined that there are sufficient number of optional papers.

EXAMINATION & EVALUATION			
	F7	F8	Average Rating
1	0	0	5
2	0	0	
3	2	1	
4	9	6	
5	15	19	
Average Rating	4.50	4.69	
No. of Participants in the survey	26	26	
% of teachers satisfied	100%	100%	
% of teachers dissatisfied	0%	0%	

Sanjeev D. Singh
REGISTRAR
IFTM UNIVERSITY
MORADABAD.



Sanjeev Daxwal
REGISTRAR
 IFTM UNIVERSITY
 MORADABAD.


FACILITIES

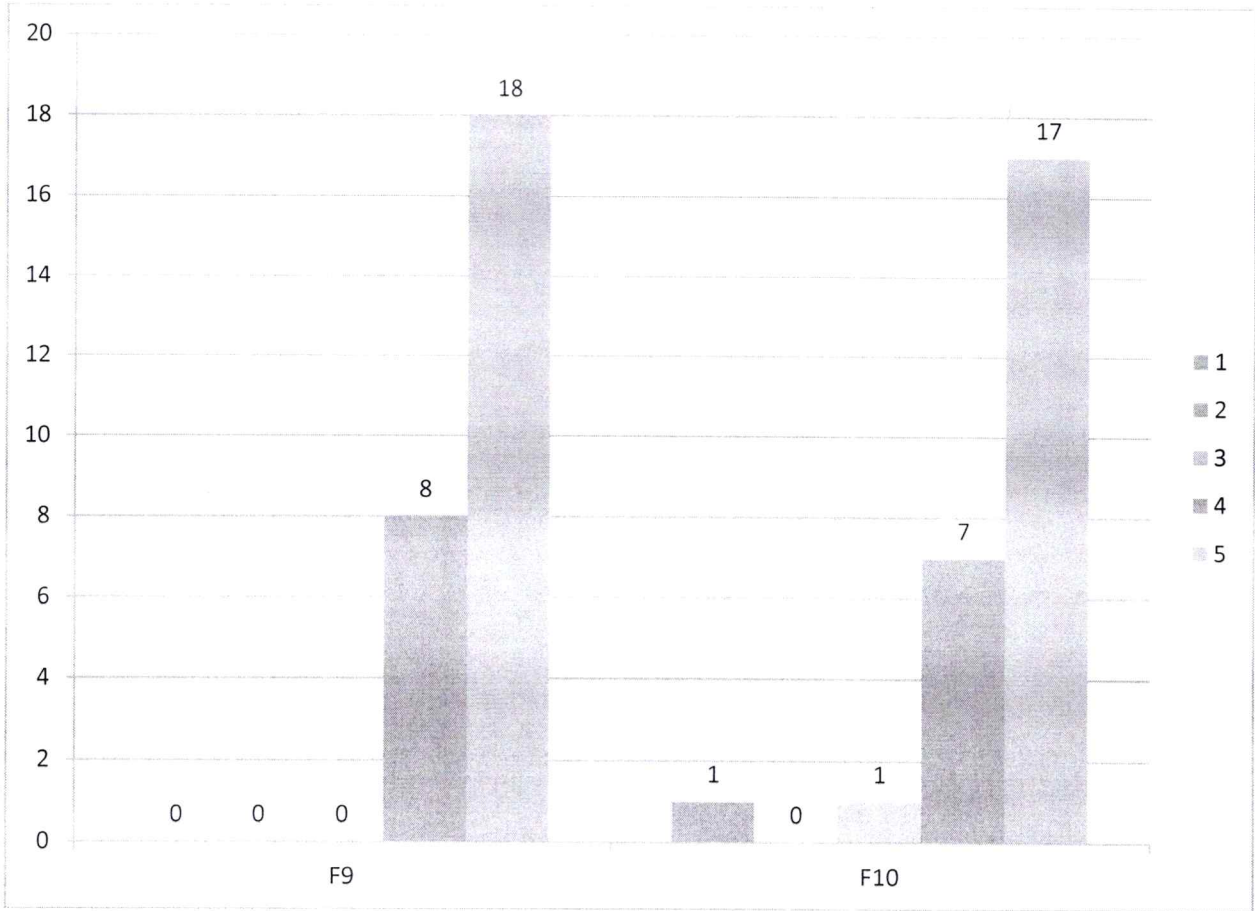
The University also believes that basic amenities like hygienic washrooms, a neat personal space to work, and reading room are essential to a teacher.

1. F9: Infrastructural facilities, such as teacher's rooms/carrels, class rooms, reading rooms and toilets are available in the Department.
2. F10: Staff canteen is available at the faculty level.

FACILITIES			
	F9	F10	Average Rating
1	0	1	5
2	0	0	
3	0	1	
4	8	7	
5	18	17	
Average Rating	4.69	4.50	
No. of Participants in the survey	26	26	
% of teachers satisfied	100%	96%	
% of teachers dissatisfied	0%	4%	

While all the faculty members were found satisfied with various facilities and infrastructure meant for them; some 4% respondents felt the need of a dedicated canteen.


REGISTRAR
IFTM UNIVERSITY
MORADABAD.



Sonjee Prasad
REGISTRAR
 IFTM UNIVERSITY
 MORADABAD.

COURSE CONTENT & BOOKS

Availability of reference material, books and other forms of literature is important not only for students but teachers too. The performance on course content and books was measured through following 3 factors:

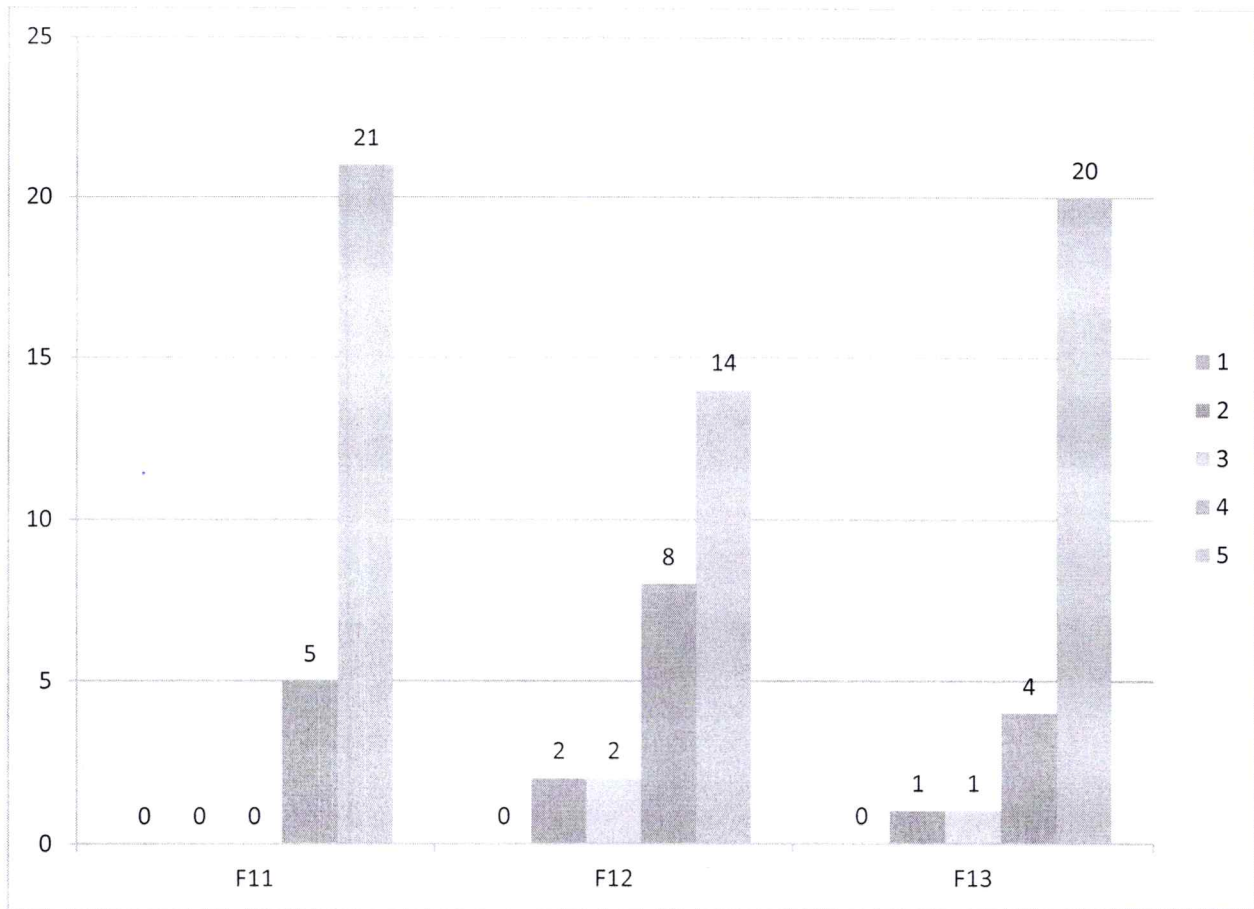
1. F11: Course content is followed by corresponding reference materials.
2. F12: Sufficient number of prescribed books is available in the library.
3. F13: The books prescribed/ listed as reference materials are relevant, updated appropriate.

All the respondents agreed that the course content is followed by relevant reference material. However 8% felt that more copies of the prescribed books are required in the library.

COURSE CONTENT & BOOKS				
	F11	F12	F13	Average Rating
1	0	0	0	5
2	0	2	1	
3	0	2	1	
4	5	8	4	
5	21	14	20	
Average Rating	4.81	4.31	4.65	
No. of Participants in the survey	26	26	26	
% of teachers satisfied	100%	92%	96%	
% of teachers dissatisfied	0%	8%	4%	

Sanjay D. Sawal

REGISTRAR
IFTM UNIVERSITY
MORADABAD.



Sanjeev Arora
REGISTRAR
 IFTM UNIVERSITY
 MORADABAD.

FREEDOM

Freedom to bring novelty at work place, including in curriculum and pedagogy sans any reservations help an academicians unleash his true potential. It not only benefits the academia but also enrich the experience of all the stake holders.

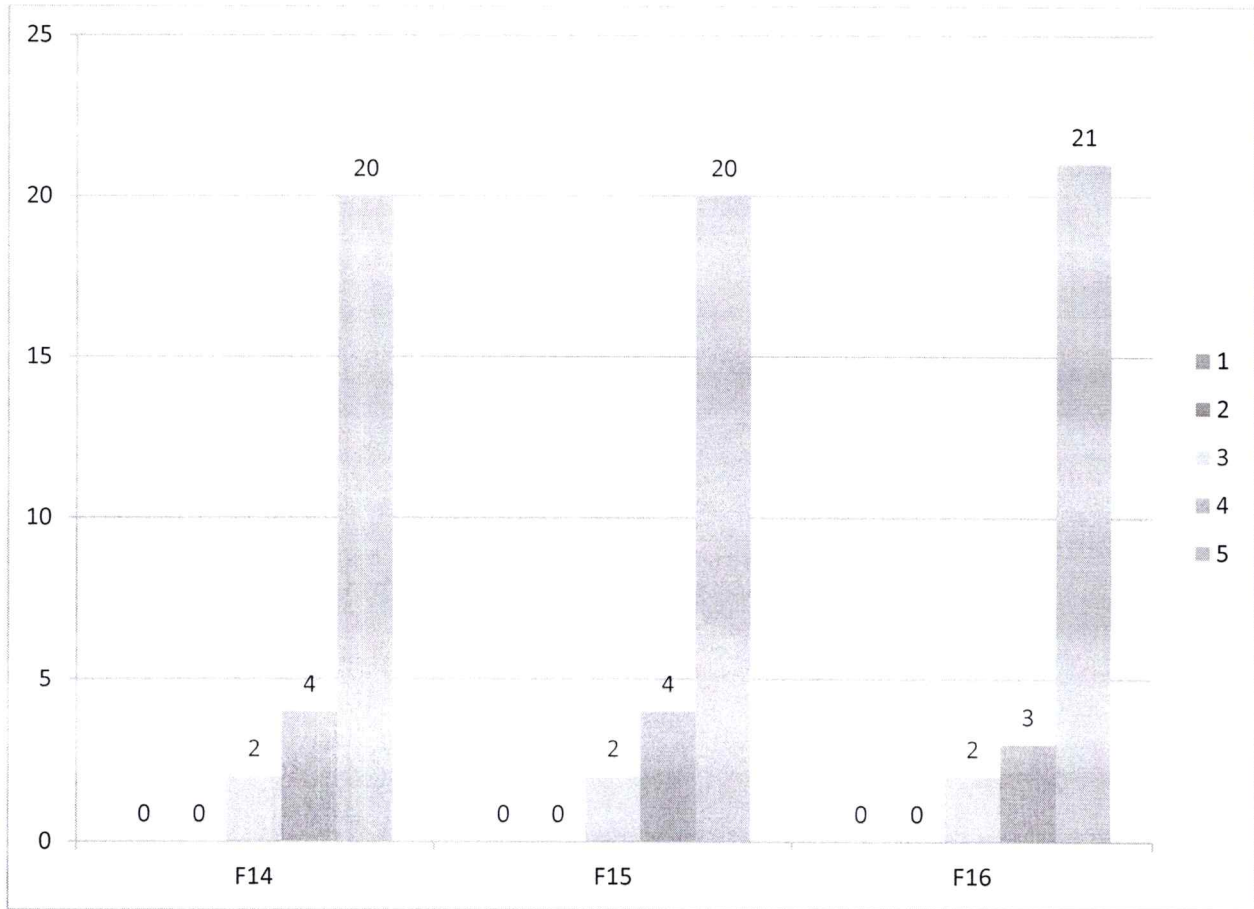
To measure performance in this area, responses were sought on the following factors –

1. F14: I have the freedom to propose, modify, suggest and incorporate new topics in the syllabus.
2. F15: I have the freedom to adopt new techniques/strategies of teaching such as seminar presentations, group discussions and learners' participation.
3. F16: I have the freedom to adopt/adapt new techniques/strategies of testing and assessment of students.

All the respondents agreed that they have the required freedom to try new pedagogies and evaluation techniques. They were also content about the freedom they get to propose changes to the syllabus.

FREEDOM				
	F14	F15	F16	Average Rating
1	0	0	0	5
2	0	0	0	
3	2	2	2	
4	4	4	3	
5	20	20	21	
Average Rating	4.69	4.69	4.73	
No. of Participants in the survey	26	26	26	
% of teachers satisfied	100%	100%	100%	
% of teachers dissatisfied	0%	0%	0%	

Sanjeev D. D. D.
REGISTRAR
IFTM UNIVERSITY
MORADABAD.



Sarvesh Anand

REGISTRAR
IFTM UNIVERSITY
MORADABAD.

FRIENDLY & FAVOURABLE ENVIRONMENT

A friendly environment and favorable policies help faculty delivering their best. To measure the performance in this area, responses from faculty members were sought on the following factors –

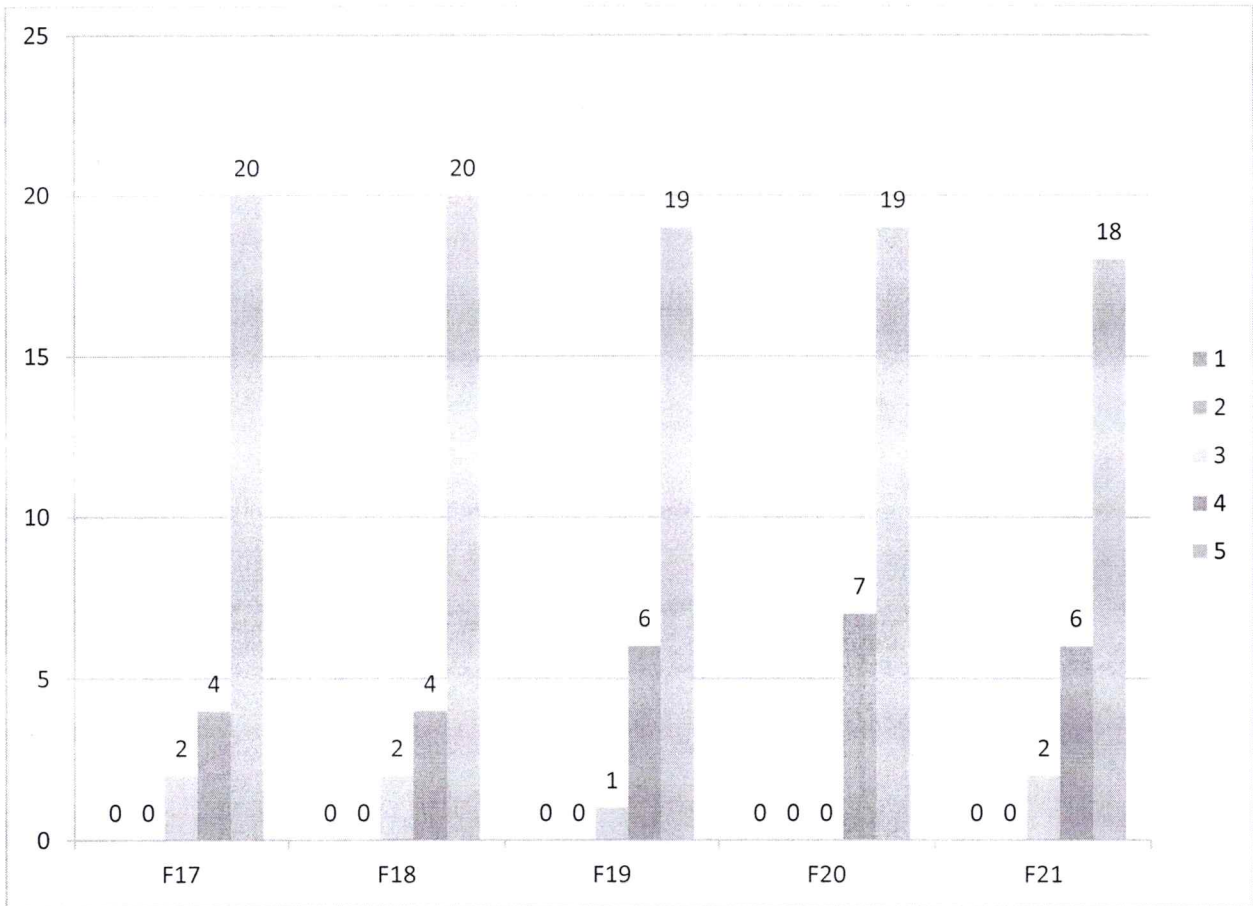
1. F17: The environment in the department is conducive to teaching and research.
2. F18: The administration is teacher friendly.
3. F19: The University provides adequate and smooth support for projects and research facilities.
4. F20: The University provides adequate funding and support to faculty members for upgrading their skills and qualifications.
5. F21: Provisions for professional development are non-discriminatory and fair.

FRIENDLY & FAVOURABLE ENVIRONMENT						
	F17	F18	F19	F20	F21	Average Rating
1	0	0	0	0	0	5
2	0	0	0	0	0	
3	2	2	1	0	2	
4	4	4	6	7	6	
5	20	20	19	19	18	
Average Rating	4.69	4.69	4.69	4.73	4.62	
No. of Participants in the survey	26	26	26	26	26	
% of teachers satisfied	100%	100%	100%	100%	100%	
% of teachers dissatisfied	0%	0%	0%	0%	0%	

All the faculty members agreed that the environment at the University and its policies are very conducive for teaching and undertaking research projects. They all agreed that the support they get from the administration has enabled them to perform their duties in a better manner.

Sanjeev Arora

REGISTRAR
IFTM UNIVERSITY
MORADABAD.



Senjear D. Dawal
REGISTRAR
 IFTM UNIVERSITY
 MORADABAD.

*** LAST PAGE OF THE REPORT ***



आईएफटीएम विश्वविद्यालय, मुरादाबाद, उत्तर प्रदेश
IFTM University, Moradabad, Uttar Pradesh
NAAC ACCREDITED

ALUMNI FEEDBACK REPORT
SCHOOL OF COMPUTER SCIENCE & APPLICATIONS
2020-21

Sanjeev Dossand
REGISTRAR
IFTM UNIVERSITY
MORADABAD.

RESEARCH METHODOLOGY

Data Type:	Primary
Data Collection Tool:	Survey (Online)
Sample Size:	13
Sample Frame:	Individuals who have been student at IFTM University in School of Computer Science & Applications
Sampling:	Non Probability (Convenience Sampling)
Questionnaire:	5-point Likert scale (with 5 being most satisfied and 1 being least satisfied)

* Scale with 5 points viz. *excellent, very good, good, average and poor* is interpreted and presented as satisfied and dissatisfied.

** Responses *excellent, very good and good* are interpreted as *satisfied respondent* and responses *average and poor* are interpreted as dissatisfied.

Sanjeev D. Bhand
REGISTRAR
IFTM UNIVERSITY
MORADABAD.

Alumni of any institute or a University are the true reflections of the quality of services rendered there. They are the ones having the complete experience, and their suggestions are evenhanded and valuable.

To learn about any possible need for improvement, the University tries to connect with its alumni every year. An online survey is administered to get their feedback, improve its functioning and fix any shortcoming if found.

The survey attempted to capture the satisfaction level of alumni in reference to the following 4 areas viz.

1. University Facilities & Overall Infrastructure
2. Grievances, Facilities & Academic Initiatives
3. Educational Objectives of the Program
4. Feedback about Training & Placement Cell

Performance in these areas gets measured through responses given to specific questions (factors) in the questionnaire (Alumni Feedback Survey). In 2020-21, responses could be elicited from 13 alumni.

University Facilities & Overall Infrastructure:

To evaluate the performance on this parameter, questions were asked in reference to 17 factors viz.

1. F1: Admission Procedure
2. F2: Fee structure
3. F3: Environment
4. F4: Infrastructure & Lab facilities
5. F5: Faculty
6. F6: Project Guidance
7. F7: Quality of support material
8. F8: Training & Placement
9. F9: Library
10. F10: Canteen Facilities
11. F11: Hostel Facilities
12. F12: Overall Rating of the University
13. F13: Alumni Association/Network of Old Friends
14. F14: Caliber of students passing out of this University
15. F15: Professional courses and their suitability to the Industry
16. F16: Learning experience in terms of their relevance to the real life application
17. F17: Significance of the course(s) that you learnt in relation to your current job

Sanjeev Arora
REGISTRAR
IFTM UNIVERSITY
MORADABAD.

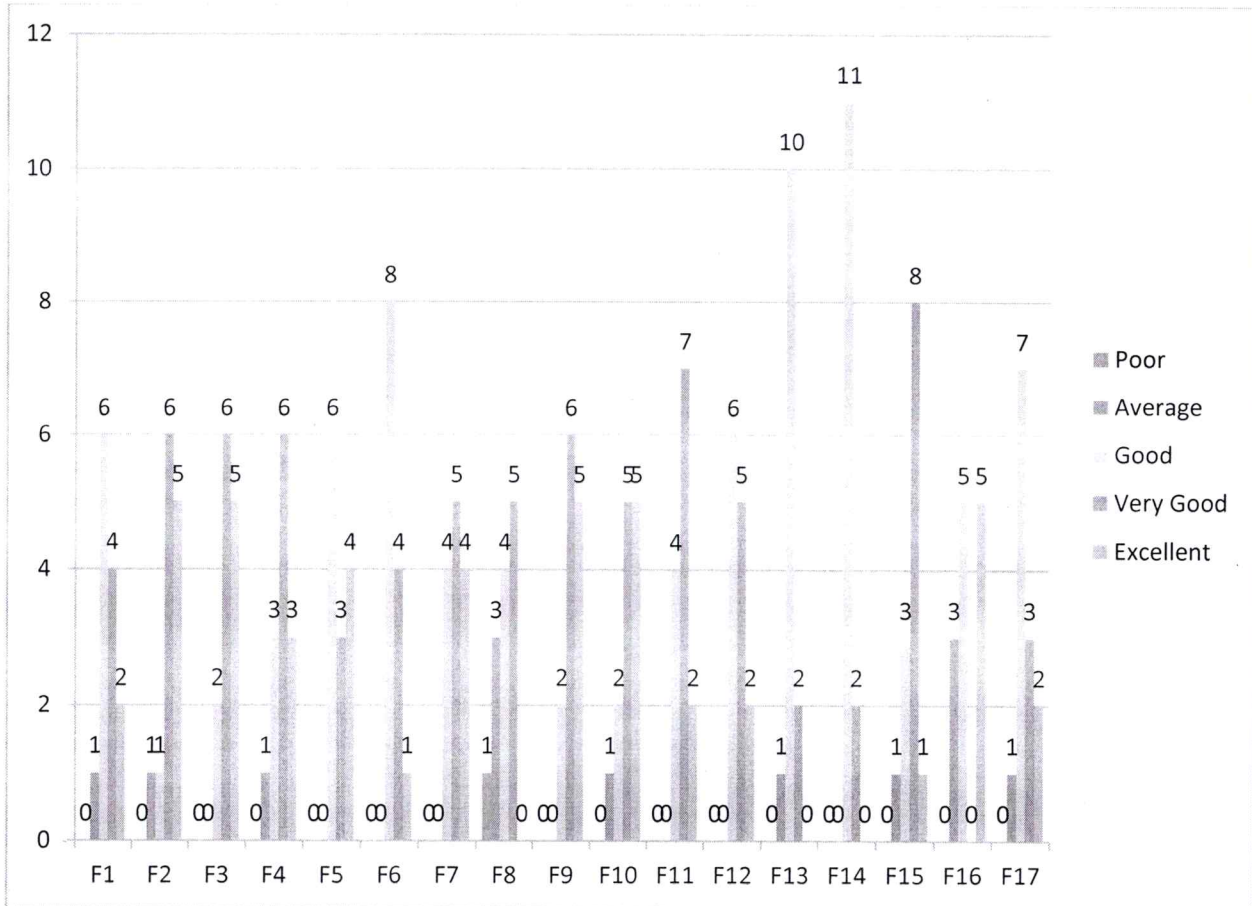
Out of 13 respondents, all were found satisfied with the faculty at the University. The same number of respondents was also happy with the library of the campus. The quality of the support material provided to the students was seen as satisfactory by all the respondents. The entire alumnus shared their satisfaction with the environment of the campus and its green cover. Of all the respondents 94% agreed that the course they have learnt at the University is in synchronization with their current work profile and the learning they got in the course is helping them expedite their job responsibilities.

However, few 8% respondents felt that the admission procedure needs some adjustments to make it friendlier for the aspirants. 8% respondents also felt that the infrastructure and lab facilities need up gradation, in order to keep up with the contemporary times. The survey also unveiled that the training and placement cell of the University may need juggle to live up to the expectations of the students. 31% respondents felt there is a need for it.

	Poor	Average	Good	Very Good	Excellent	Total Responses	Satisfied Percentage	Not Satisfied Percentage
F1	0	1	6	4	2	13	92	8
F2	0	1	1	6	5	13	92	8
F3	0	0	2	6	5	13	100	0
F4	0	1	3	6	3	13	92	8
F5	0	0	6	3	4	13	100	0
F6	0	0	8	4	1	13	100	0
F7	0	0	4	5	4	13	100	0
F8	1	3	4	5	0	13	69	31
F9	0	0	2	6	5	13	100	0
F10	0	1	2	5	5	13	92	8
F11	0	0	4	7	2	13	100	0
F12	0	0	6	5	2	13	100	0
F13	0	1	10	2	0	13	92	8
F14	0	0	11	2	0	13	100	0
F15	0	1	3	8	1	13	92	8
F16	0	3	5	0	5	13	77	23
F17	0	1	7	3	2	13	92	8

Overall, the survey found that the respondents were satisfied with the facilities and infrastructure of the University. The average of rating of all the factors churned *very good* for facilities and infrastructure of the University.

Sanjeev D. D. D.
REGISTRAR
 IFTM UNIVERSITY
 MORADABAD.



Sanjeev D. D. D.

REGISTRAR
IFTM UNIVERSITY
MORARJIBAD.


Grievances, Facilities & Academic Initiatives:

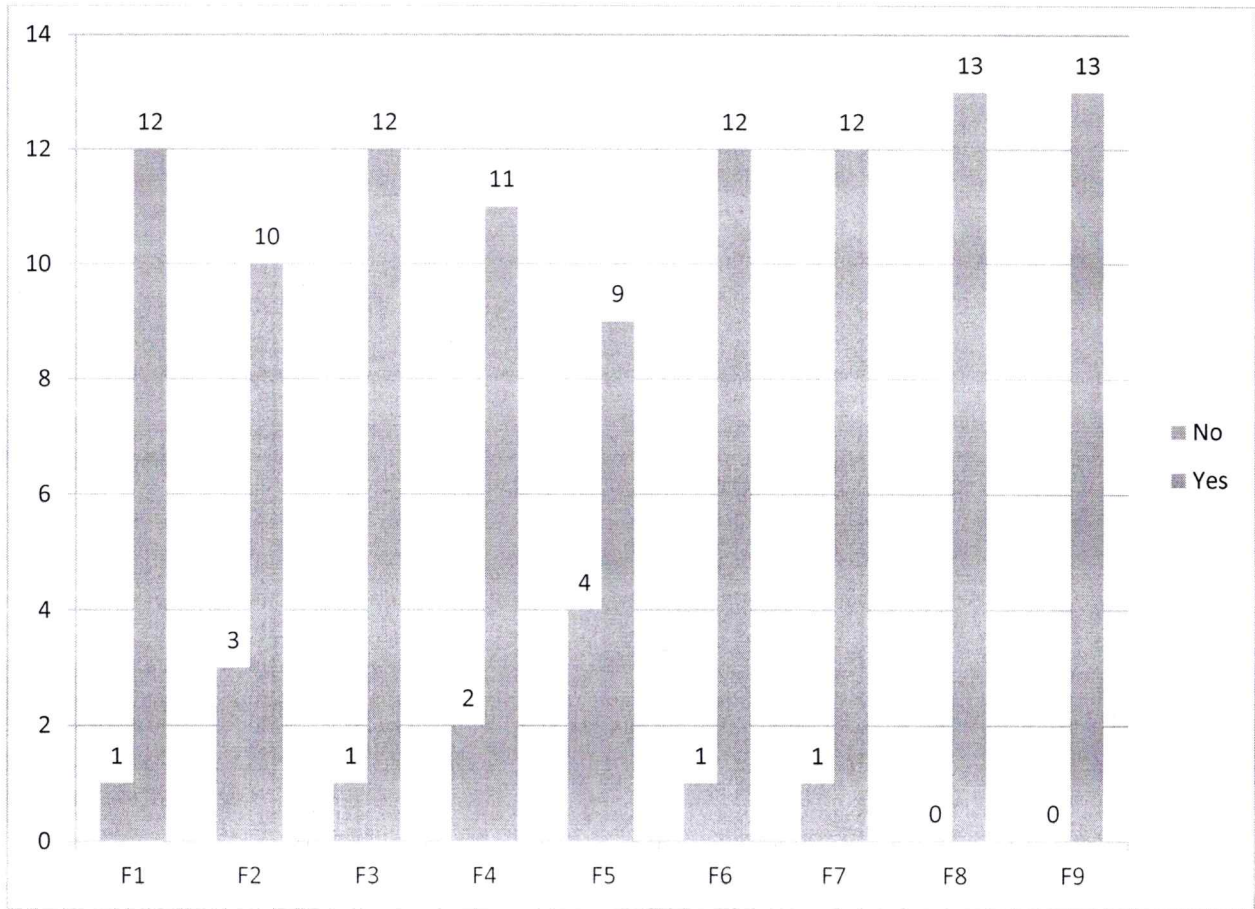
Responses were also sought to capture the opinion of alumni about the different aspects of the University including handling of grievances, adequacy of various facilities and academic initiatives being taken by the University. The factors / questions are as follows:

1. F1: Do you feel proud to be associated with IFTM University as an Alumnus?
2. F2: Would you like to join the Department/School Alumni Association?
3. F3: Have you participated in any Alumni meet as of now (organized by your parent department)?
4. F4: Are you willing to contribute to the development of the Department/School?
5. F5: Were your grievances properly handled at the Department/School/University? [As a Student]
6. F6: Were your grievances properly handled at the Department/School/University? [As an Alumnus]
7. F7: Have you obtained sufficient know-how (both in theory and practice) at IFTMU?
8. F8: Is the education imparted at IFTMU useful and relevant in your present job?
9. F9: Were the Head of the Department & Teachers cooperative?

	No	Yes	Grand Total	Agreed Percentage	Disagreed Percentage
F1	1	12	13	92	8
F2	3	10	13	77	23
F3	1	12	13	92	8
F4	2	11	13	85	15
F5	4	9	13	69	31
F6	1	12	13	92	8
F7	1	12	13	92	8
F8	0	13	13	100	0
F9	0	13	13	100	0

92% of the respondents take pride in being alumni of the University and found the faculty cooperative. 85% of the respondents also expressed their willingness to contribute in the development of their department. However, 31% of them also feel that, as students; their grievances could have been handled in a better manner. 8% of the alumni respondents felt that the theory and hands-on practice sessions needs revision as per the contemporary industry challenges.


REGISTRAR
IFTM UNIVERSITY
TRIPURBARI, COCHIN

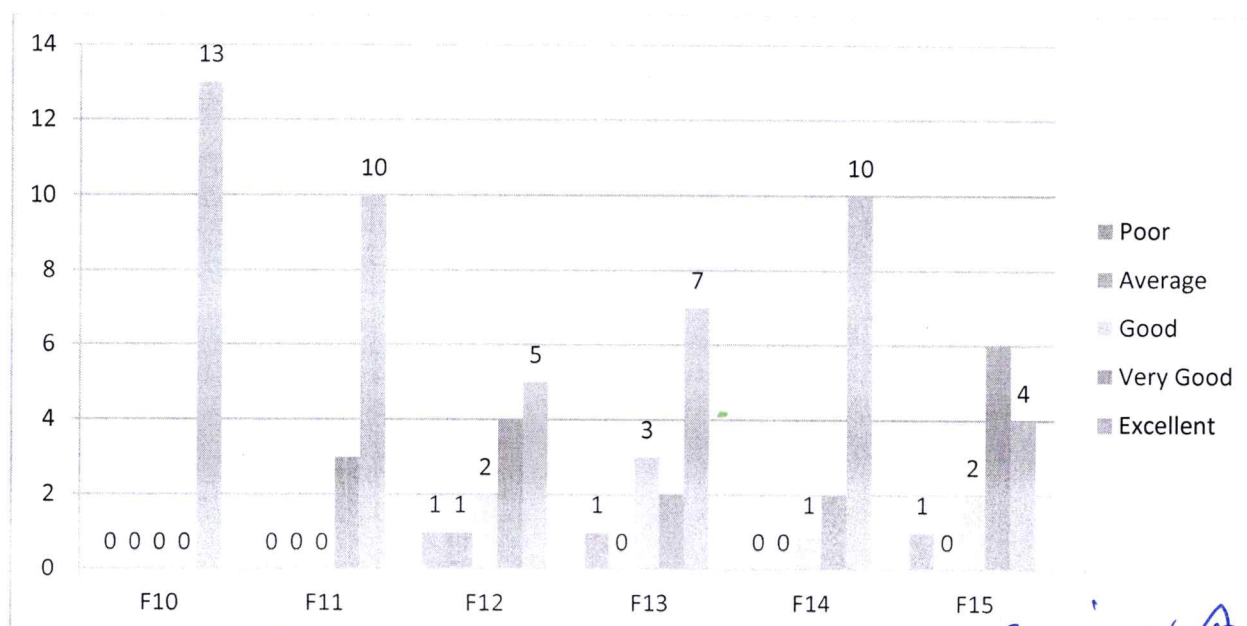


Sanjeev D. Bhand
 REGISTRAR
 IETM UNIVERSITY
 MUMBAI, INDIA.

- 10. F10: Laboratories & Equipment's facilities
- 11. F11: Library/Seminar/Reading Room
- 12. F12: Computer Facilities
- 13. F13: Internet & Wi-Fi
- 14. F14: Sports and Cultural
- 15. F15: Classrooms

	Poor	Average	Good	Very Good	Excellent	Grand Total	Satisfied Percentage	Not Satisfied Percentage
F10	0	0	0	0	13	13	100	0
F11	0	0	0	3	10	13	100	0
F12	1	1	2	4	5	13	85	15
F13	1	0	3	2	7	13	92	8
F14	0	0	1	2	10	13	100	0
F15	1	0	2	6	4	13	92	8

The adequacy of different facilities being provided to the students at the University was also checked. The entire erstwhile students were found satisfied with the library of the University. The same number of students was also found happy with the sports and cultural events organized at the University. However, the survey also revealed that laboratories, computer facilities and classrooms may need refurbishment, to align with the expectation of the modern day students.



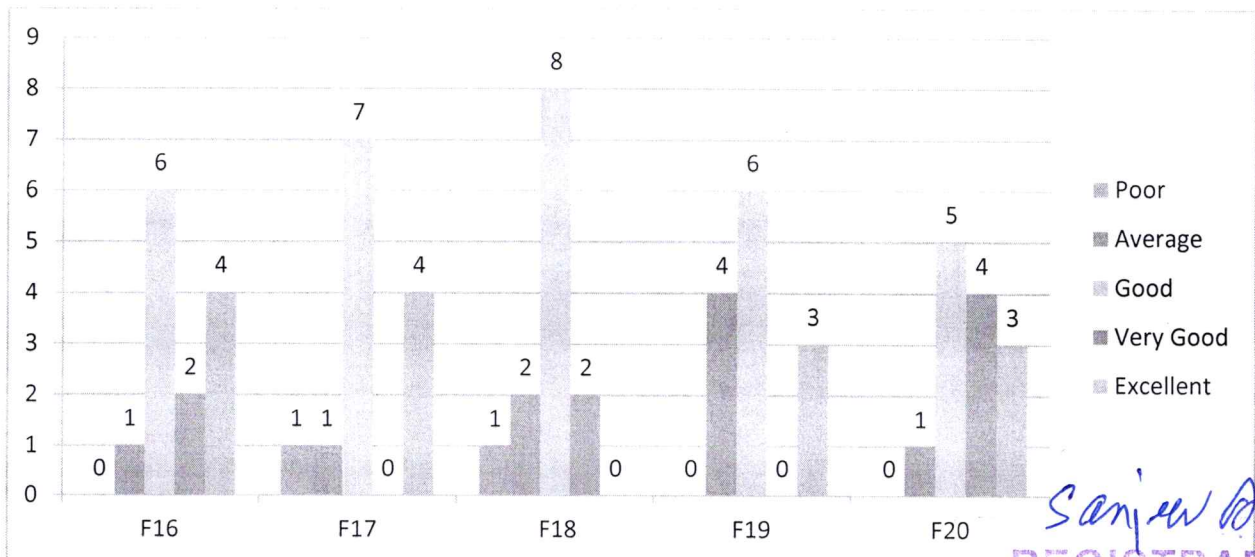
Sanjiv Darda
REGISTRAR
 IFTM UNIVERSITY
 MOGA, ABAD.

- 16. F16: Industry Oriented Projects (if applicable)
- 17. F17: Seminars & Workshop
- 18. F18: Guest Lectures
- 19. F19: Special Training Classes for bridging Industry/Academic gap
- 20. F20: Student Development Activities organized by the University

	Poor	Average	Good	Very Good	Excellent	Grand Total	Satisfied Percentage	Not Satisfied Percentage
F16	0	1	6	2	4	13	92	8
F17	1	1	7	0	4	13	85	15
F18	1	2	8	2	0	13	77	23
F19	0	4	6	0	3	13	69	31
F20	0	1	5	4	3	13	92	8

The University undertakes many academic initiatives for the holistic development of its students and the survey also included the questions to capture the opinion of the alumni in this regard. While most of the students reflected their satisfaction from seminars, guest lectures organized by respective departments, 31% respondents opined that special training classes shall be organized to bridge the industry-academia gap.

Overall, 92% respondents shared their satisfaction from the overall academic initiatives being taken by the University.



Sanjeev Bhowmik
REGISTRAR
IFTM UNIVERSITY
MORADABAD.

Regarding Program Educational Objectives:

To evaluate the performance on this parameter, questions were asked in reference to 5 factors viz.

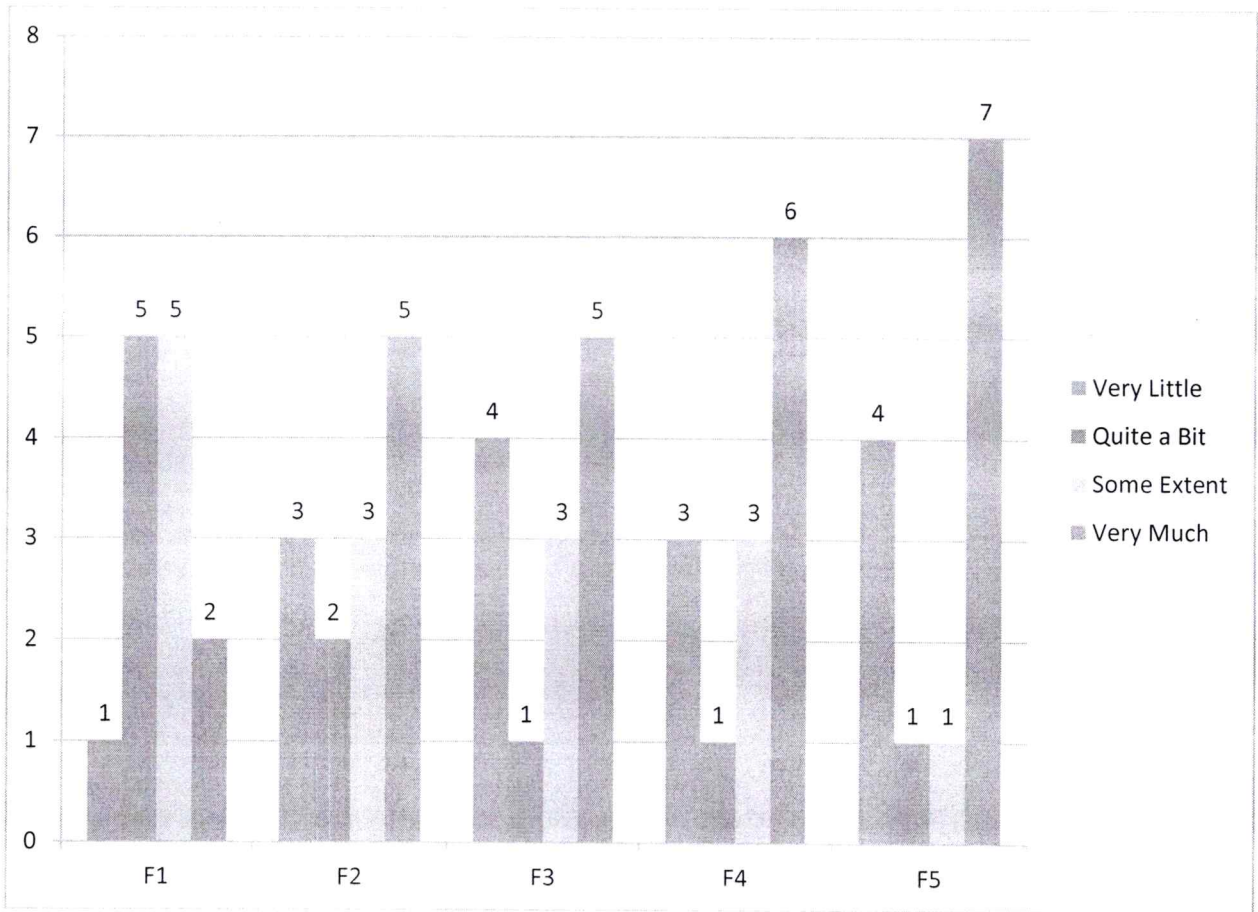
1. F1: Preparation: To educate students for graduate and postgraduate programs and to help them succeed in their chosen/ related fields.
2. F2: Core Competence: To provide students with sound knowledge in their chosen area.
3. F3: Breadth: To train students with knowledge relating to an array of professional fields undertaken so as to comprehend, analyze, design, and create innovative products and find solutions to improve the quality of life
4. F4: Professionalism: To create professionally superior and ethically strong global manpower and to uphold moral values. With effective communication skills, teamwork skills, multidisciplinary approach, and an ability to improve the quality of life.
5. F5: Learning Environment: To create an intellectual environment for research and development aware of emerging technologies leading to continual learning needed for a successful professional career, to create a center of excellence develop technocrats and business leaders.

Majority of the students agreed that the educational program of the University has helped them succeed in their chosen field. These 92% students testified that the University has been successful in achieving its program objectives to a great extent. 77% respondents agreed that they got to develop core competency in the chosen subject area and they have sound knowledge of it. 69% of the respondents have rated the University high for the environment it provides. They feel that it has helped them become successful professionals.

However, 31% respondents also felt that the University should do more to help students get better with their professional abilities including communication skills and team spirit.

	Very Little	Quite a Bit	Some Extent	Very Much	Total Responses	Satisfied Percentage	Not Satisfied Percentage
F1	1	5	5	2	13	92	8
F2	3	2	3	5	13	77	23
F3	4	1	3	5	13	69	31
F4	3	1	3	6	13	77	23
F5	4	1	1	7	13	69	31


REGISTRAR
IFTM UNIVERSITY
MORADABAD.



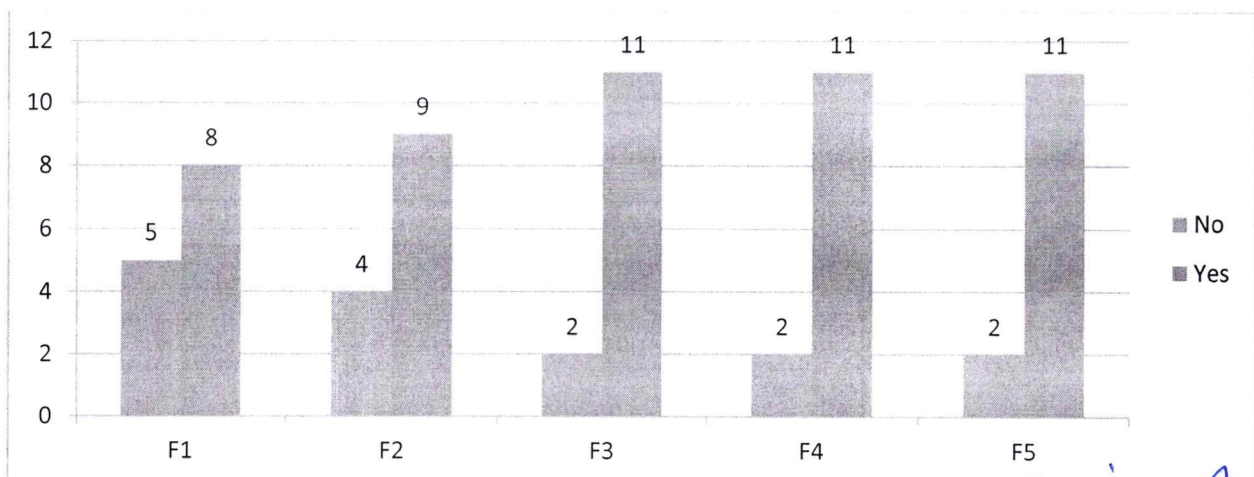
Sanjeev Bhowal
REGISTRAR
 IFTM UNIVERSITY
 MUMBAI.

Feedback about Training & Placement Cell:

1. F1: Has the Training & Placement (T&P) Cell provided ample on campus placement opportunities?
2. F2: Has the Placement Cell provided sufficient off campus placement opportunities?
3. F3: Did you ever avail Career counseling and guidance for higher studies from Placement Cell?
4. F4: If you are invited to deliver a Guest Lecture/a Special Talk/a Motivational Session for your juniors, will you be interested?
5. F5: Do you receive communications from the University/parent department through Mails/ Calls/SMS etc?

	No	Yes	Grand Total	Agreed Percentage	Disagreed Percentage
F1	5	8	13	62	38
F2	4	9	13	69	31
F3	2	11	13	85	15
F4	2	11	13	85	15
F5	2	11	13	85	15

85% of the alumni shared their willingness to deliver a session for the ongoing batches at the University. Most of the respondents also stated that they receive regular communication from the University. However, approx. 31% of the students were found discontented with the performance of Training and Placement Cell of the University.



Soniew Daud
 REGISTRAR
 JETU UNIVERSITY
 DABAD.

***** LAST PAGE OF THE REPORT *****



आईएफटीएम विश्वविद्यालय, मुरादाबाद, उत्तर प्रदेश
IFTM University, Moradabad, Uttar Pradesh
NAAC ACCREDITED

EMPLOYERS' FEEDBACK REPORT
SCHOOL OF COMPUTER SCIENCE &
APPLICATIONS
2020-21

Sanjeev Bora

REGISTRAR
IFTM UNIVERSITY
MORADABAD.

RESEARCH METHODOLOGY

Data Type:	Primary
Data Collection Tool:	Survey (Online)
Sample Size:	7
Sample Frame:	Business Organizations provided employment to students of IFTM University in School of Computer Science & Applications
Sampling:	Non Probability
Questionnaire:	5-point Likert scale (with 5 being most satisfied and 1 being least satisfied)


Sanjeev Arora
REGISTRAR
IFTM UNIVERSITY
MORADABAD.

Making student employable is one of the most important outcomes of all the efforts an academic institute puts in. At IFTM University, the faculty works very closely with the students in helping them develop the required skills and competencies. To stay on course, the University conducts an employers' survey and seek their opinion about the students placed with them. This feedback from the corporate helps us make necessary adjustments to our way of working and guides the future course of action.

The responses from the employer are sought in the following 6 areas viz.

1. Group Behavior & Soft Skills
2. Technical Skills
3. Creative & Innovation
4. Functional Competency
5. Leadership Skills
6. Employers' Satisfaction & Future Intention

Performance in these areas gets measured through responses given to specific questions (factors) in the questionnaire (Employers' Survey). In 2020-21, 7 recruiters responded to the survey. The findings of the survey 2020-21 on the above mentioned 6 areas are presented in the following section.


REGISTRAR
IFTM UNIVERSITY
MORADABAD.

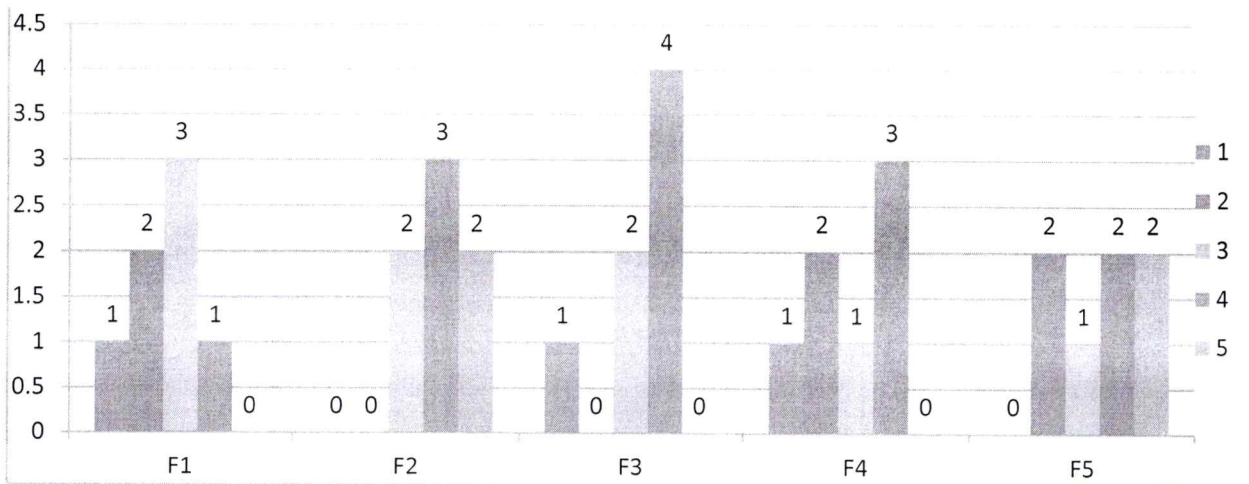
GROUP BEHAVIOUR & SOFT SKILLS

Amongst the many factors of success in corporate, is group behavior and soft skills. Individuals, who fail to foster good professional relationships at work place, fail to succeed. Alongside good communication skills individuals are expected to be self-motivated and self-driven. In contemporary world, students are expected to be good team players and one with high social quotient. The performance on this parameter was measured through following 5 factors -

- a. F1: General Communication Skills
- b. F2: Self-motivated and taking on appropriate level of responsibility
- c. F3: Involvement in social activities
- d. F4: Relationship with seniors/peers/subordinates
- e. F5: Working as part of a team

7 employers responded to the survey and most of them found that students need to improve their communication skills. The employers felt that students need to improve their people skills. However, they also appreciated the students for their socially active demeanor.

GROUP BEHAVIOUR & SOFT SKILLS							
	1	2	3	4	5	Satisfied %	Dissatisfied %
F1	1	2	3	1	0	57	43
F2	0	0	2	3	2	100	0
F3	1	0	2	4	0	86	14
F4	1	2	1	3	0	57	43
F5	0	2	1	2	2	71	29



Sanjeev Arora
REGISTRAR
IFTM UNIVERSITY
MORADABAD.

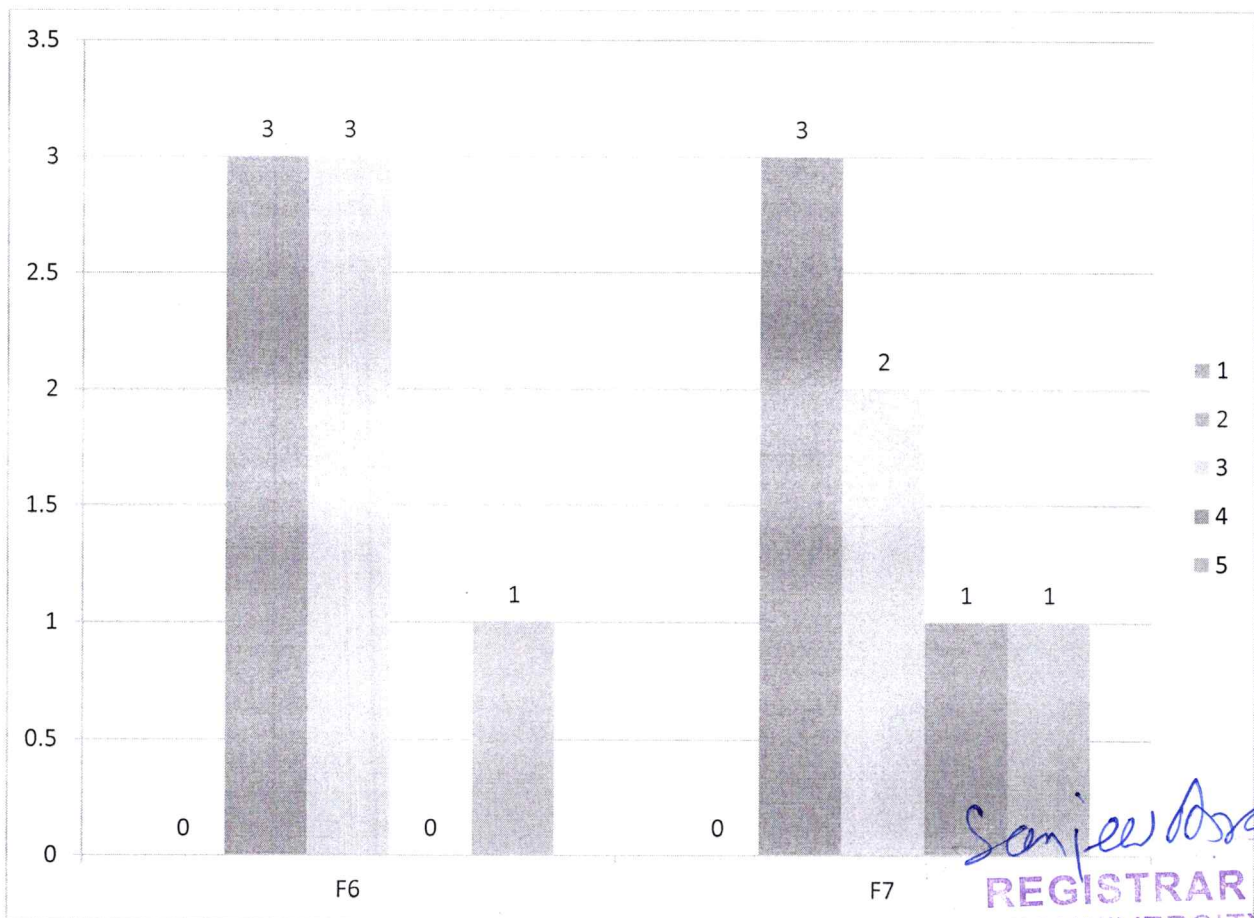
TECHNICAL SKILLS

The managers shared their observation about the technical competencies of the students they recruited from the University. The performance on this parameter was measured through various factors viz.

- a. F6: Technical knowledge/skill
- b. F7: Using technology and workplace equipment.

Most of the reporting managers felt that students should learn new industry specific software and acquaint themselves with latest technologies and platforms, for effective rendering of their duties.

TECHNICAL SKILLS							
	1	2	3	4	5	Satisfied %	Dissatisfied %
F6	0	3	3	0	1	57	43
F7	0	3	2	1	1	57	43



Sanjeev Doss
REGISTRAR
 IFTM UNIVERSITY
 MORADABAD.

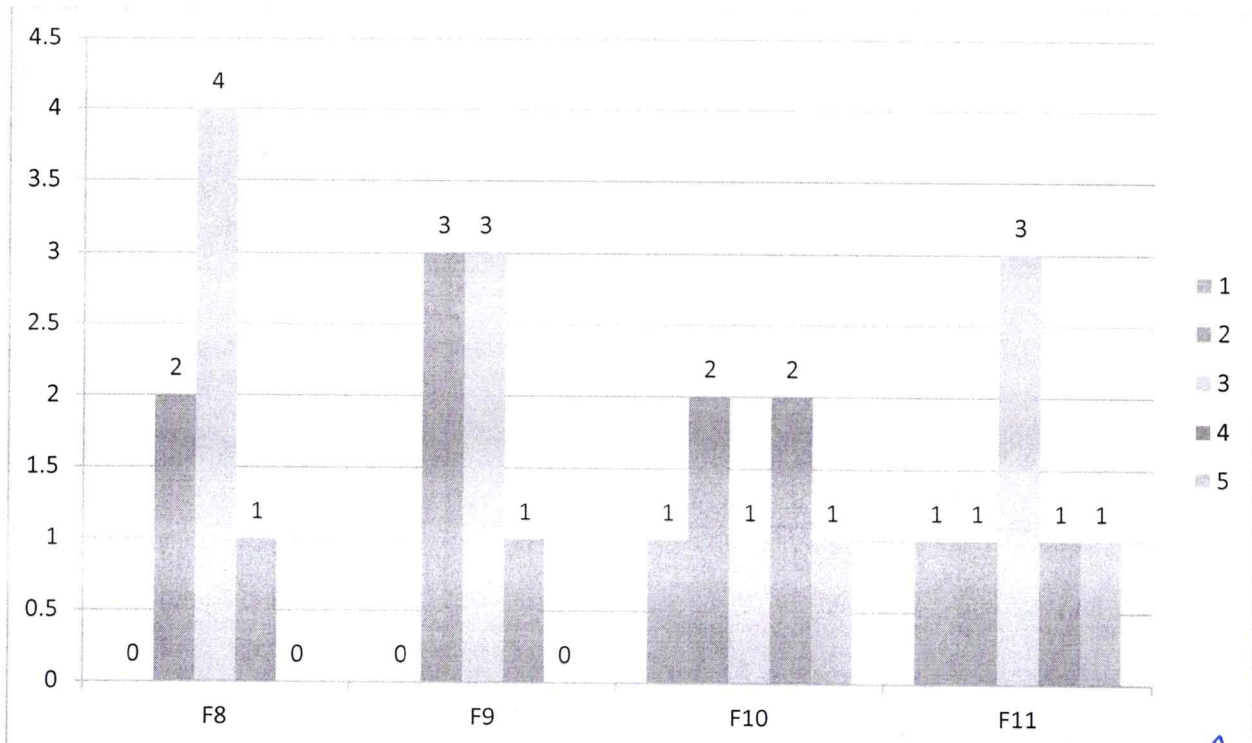
CREATIVE & INNOVATIVE


Novelty in ideas is a much desired trait in these turbulent times with unprecedented challenges. The students who joined the industry were evaluated with the help of following factors.

- a. F8: Creative in response to workplace challenges
- b. F9: Developing practical solutions to work place problems
- c. F10: Open to new ideas and learning new techniques
- d. F11: Innovativeness and creativity

Most of the employers found the new recruits as average.

CREATIVE & INNOVATIVE							
	1	2	3	4	5	Satisfied %	Dissatisfied %
F8	0	2	4	1	0	71	29
F9	0	3	3	1	0	57	43
F10	1	2	1	2	1	57	43
F11	1	1	3	1	1	71	29



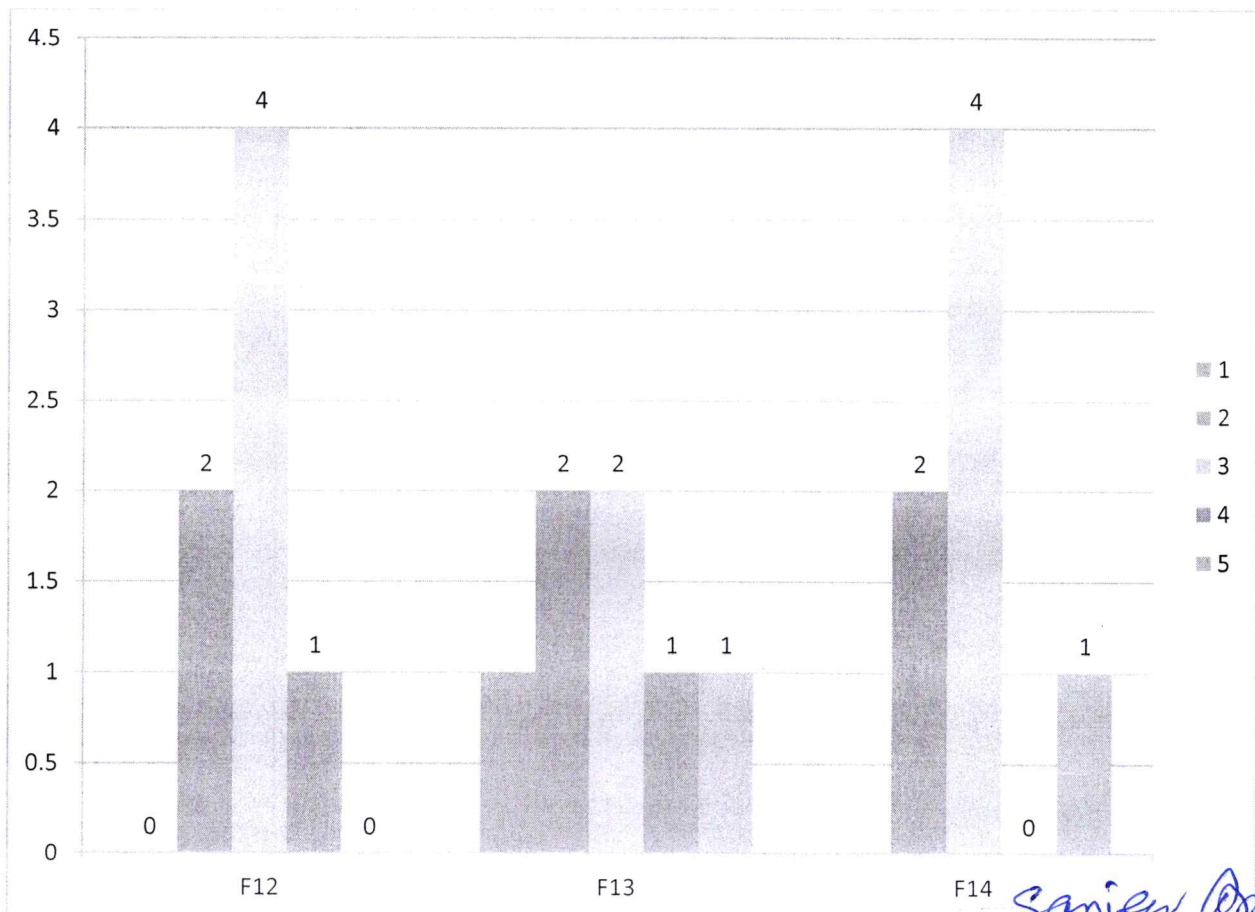

REGISTRAR
IFTM UNIVERSITY
MORADABAD.

FUNCTIONAL COMPETENCY

The functional competency of the newly inducted professionals was found average. Employers felt that the students need to be mentally prepared for the demands of the industry. They found that students should become more willing to take up extra responsibility and work in wee hours.

- a. F12: Ability to take up extra responsibility.
- b. F13: Ability to contribute to the goal of the organization
- c. F14: Obligation to work beyond schedule if required

FUNCTIONAL COMPETENCY							
	1	2	3	4	5	Satisfied %	Dissatisfied %
F12	0	2	4	1	0	71	29
F13	1	2	2	1	1	57	43
F14	0	2	4	0	1	71	29



Sanjeev Arora
REGISTRAR
IFTM UNIVERSITY
MORADABAD.

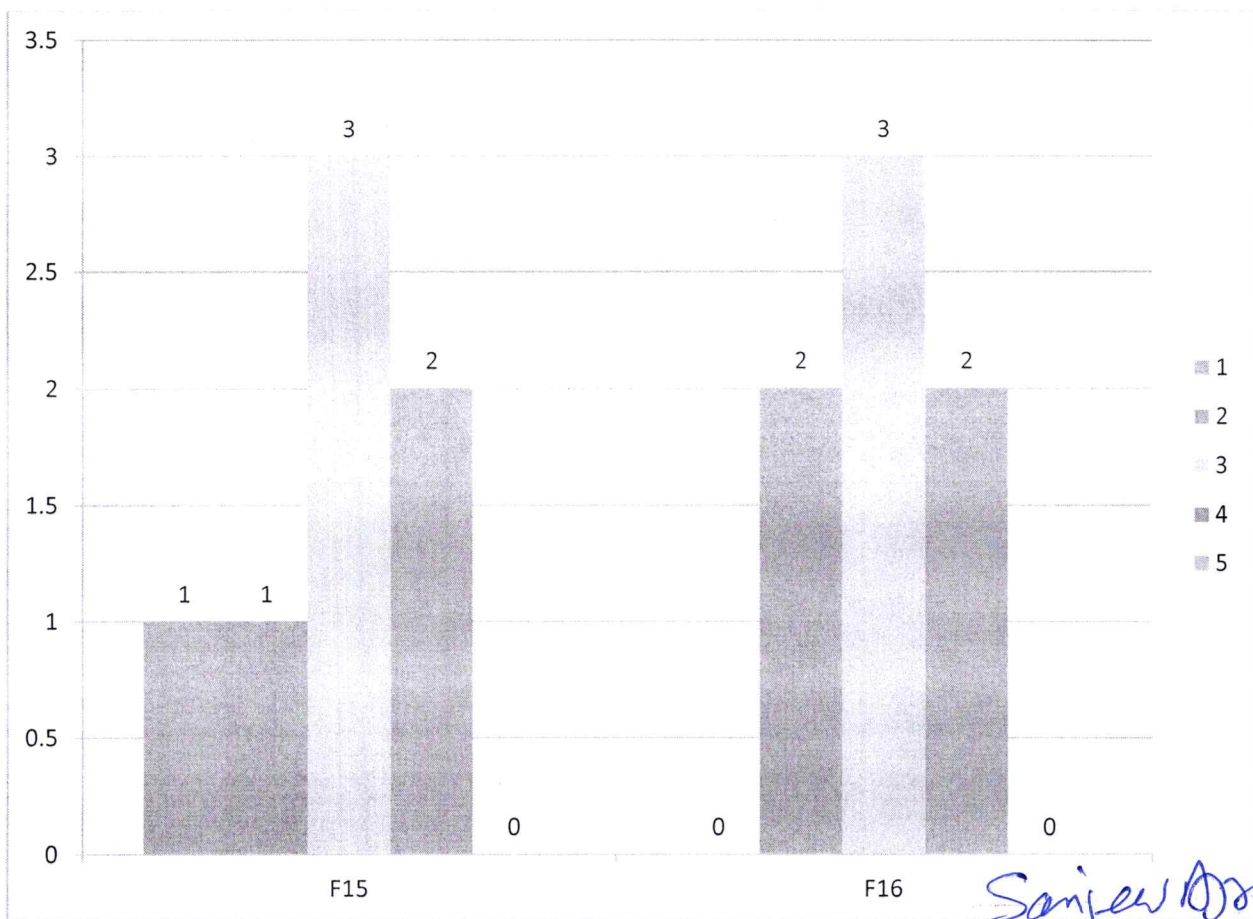
LEADERSHIP SKILLS

The leadership skill is an inevitable requirement for a modern professional, irrespective of their domain. In the survey it was found that they need to develop more of them to sustain in a highly competitive environment.

- a. F15: Ability to manage/leadership qualities
- b. F16: Their planning and organization skills

29% of the respondents found the students not demonstrating the desired leadership skills. About 71% of the respondents found the new recruits satisfactory in planning and organizing their tasks.

LEADERSHIP SKILLS							
	1	2	3	4	5	Satisfied %	Dissatisfied %
F15	1	1	3	2	0	71	29
F16	0	2	3	2	0	71	29



Sanjeev Dixit

REGISTRAR
IFTM UNIVERSITY
MORADABAD.

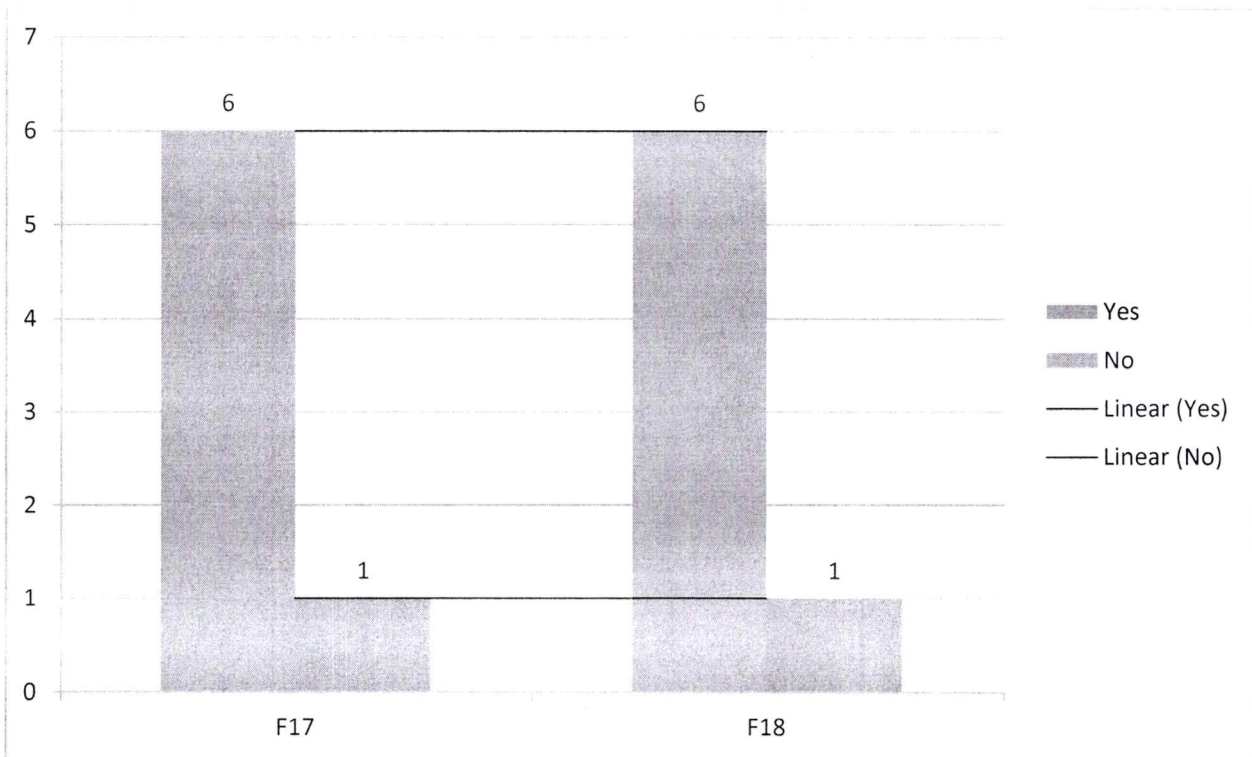
EMPLOYERS' SATISFACTION & FUTURE INTENTION

While the employers found that students of the University need to scale up their efforts, they also agreed that they are better than the ones available in the region. They reflected their strong preference for IFTM University and its students for their future campus drives. Almost all of them were found to have plans for doing campus drives in future too.

To measure performance in this area, responses were sought on the following factors –

- a. F17: Would you like to recruit more students from IFTMU?
- b. F18: Would you refer us to other organization(s)?

EMPLOYERS' SATISFACTION & FUTURE INTENTION				
	Yes	No	Satisfied %	Dissatisfied %
F17	6	1	86	14
F18	6	1	86	14



Sanjeev D. Jaiswal

*** LAST PAGE OF THE REPORT ***

TRAR
IFTM UNIVERSITY
MORADABAD.