



आईएफटीएम विश्वविद्यालय, मुरादाबाद, उत्तर प्रदेश
IFTM University, Moradabad, Uttar Pradesh
NAAC ACCREDITED

ALUMNI FEEDBACK REPORT
SCHOOL OF PHARMACEUTICAL SCIENCES
2021-22

Sanjeev Agrawal

Registrar
IFTM University
Moradabad

RESEARCH METHODOLOGY

Data Type:	Primary
Data Collection Tool:	Survey (Online)
Sample Size:	18
Sample Frame:	Individuals who have been student at IFTM University in School of Pharmaceutical Sciences before 2021-22
Sampling:	Non-Probability
Questionnaire:	5-point Likert scale (with 5 being most satisfied and 1 being least satisfied)

* Scale with 5 points viz. *excellent, very good, good, average and poor* is interpreted and presented as satisfied and dissatisfied.

** Responses excellent, very good and good are interpreted as *satisfied respondent* and responses average and poor are interpreted as dissatisfied.

Sanjeev Bhasin
Registrar
IFTM University
Moradabad

Alumni of any institute or a University are the true reflections of the quality of services rendered there. They are the ones having the complete experience, and their suggestions are evenhanded and valuable.

To learn about any possible need for improvement, the University tries to connect with its alumni every year. An online survey is administered to get their feedback, improve its functioning and fix any shortcoming if found.

The survey attempted to capture the satisfaction level of alumni in reference to the following 4 areas viz.

1. University Facilities & Overall Infrastructure
2. Grievances, Facilities & Academic Initiatives
3. Educational Objectives of the Program
4. Feedback about Training & Placement Cell

Performance in these areas gets measured through responses given to specific questions (factors) in the questionnaire (Alumni Feedback Survey). In 2021-22, responses could be elicited from 18 alumni of School of Pharmaceutical Sciences.

University Facilities & Overall Infrastructure:

To evaluate the performance on this parameter, questions were asked in reference to 17 factors viz.

1. F1: Admission Procedure
2. F2: Fee structure
3. F3: Environment
4. F4: Infrastructure & Lab facilities
5. F5: Faculty
6. F6: Project Guidance
7. F7: Quality of support material
8. F8: Training & Placement
9. F9: Library
10. F10: Canteen Facilities
11. F11: Hostel Facilities
12. F12: Overall Rating of the University
13. F13: Alumni Association/Network of Old Friends
14. F14: Caliber of students passing out of this University
15. F15: Professional courses and their suitability to the Industry
16. F16: Learning experience in terms of their relevance to the real life application
17. F17: Significance of the course(s) that you learnt in relation to your current job

Sanjeev Arora

Registrar
IFTM University
Moradabad

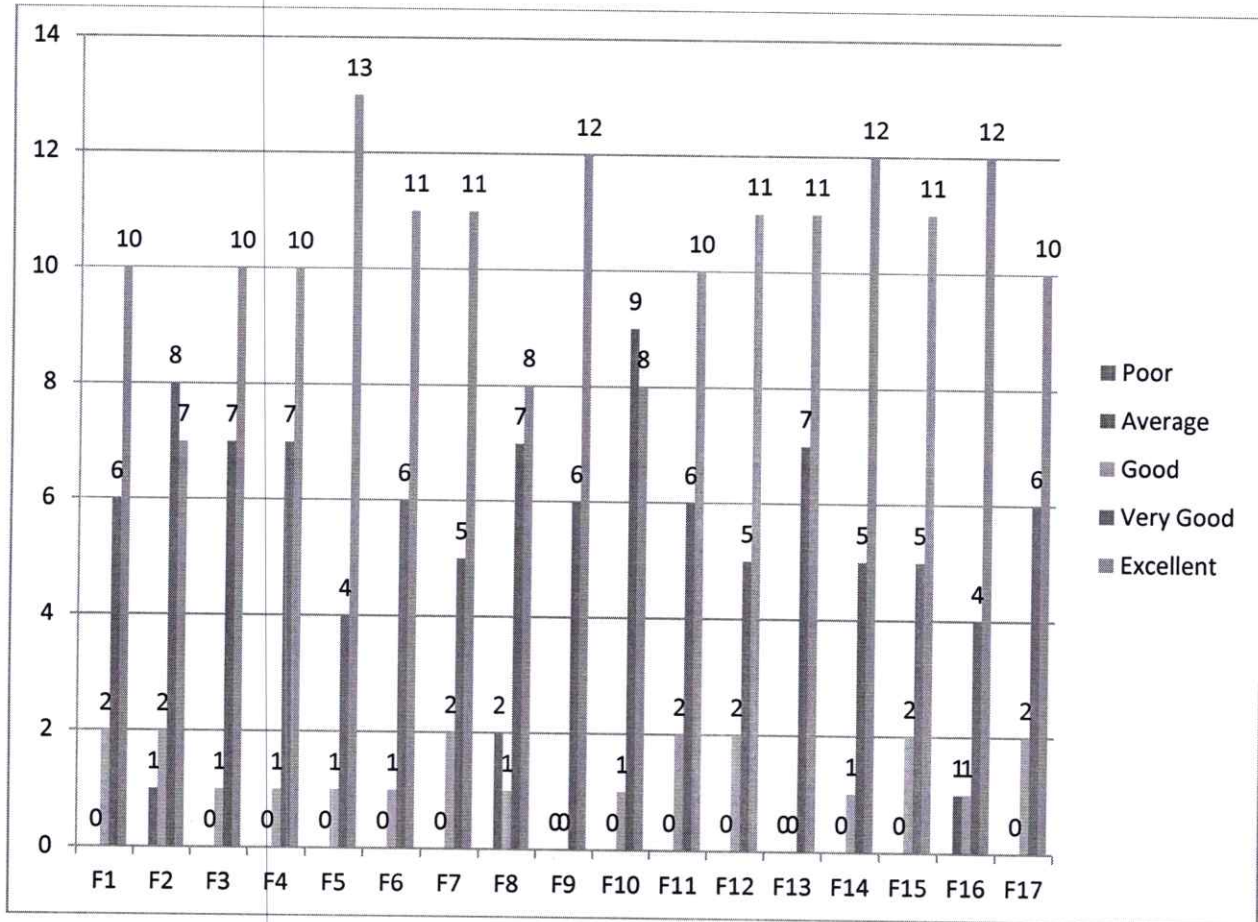
All the respondents were found satisfied with the faculty at the University and found the quality of the support material satisfactory. The entire alumnus shared their satisfaction with the environment of the campus and its green cover.

However, 11% of the respondents voiced their dissatisfaction with the Training and Placement Cell.

	Poor	Average	Good	Very Good	Excellent	Total Responses	Satisfied Percentage	Not Satisfied Percentage
F1	0	0	2	6	10	18	1	0
F2	0	1	2	8	7	18	94	6
F3	0	0	1	7	10	18	100	0
F4	0	0	1	7	10	18	100	0
F5	0	0	1	4	13	18	100	0
F6	0	0	1	6	11	18	100	0
F7	0	0	2	5	11	18	100	0
F8	0	2	1	7	8	18	89	11
F9	0	0	0	6	12	18	100	0
F10	0	0	1	9	8	18	100	0
F11	0	0	2	6	10	18	100	0
F12	0	0	2	5	11	18	100	0
F13	0	0	0	7	11	18	100	0
F14	0	0	1	5	12	18	100	0
F15	0	0	2	5	11	18	100	0
F16	0	1	1	4	12	18	94	6
F17	0	0	2	6	10	18	100	0

Overall, the survey found that the respondents were satisfied with the facilities and infrastructure of the University. The average of rating of all the factors churned *very good* for facilities and infrastructure of the University.


 Registrar
 IFTM University
 Moradabad



Sanjeev Dhand

Registrar
IFTM University
Moradabad

Grievances, Facilities & Academic Initiatives:

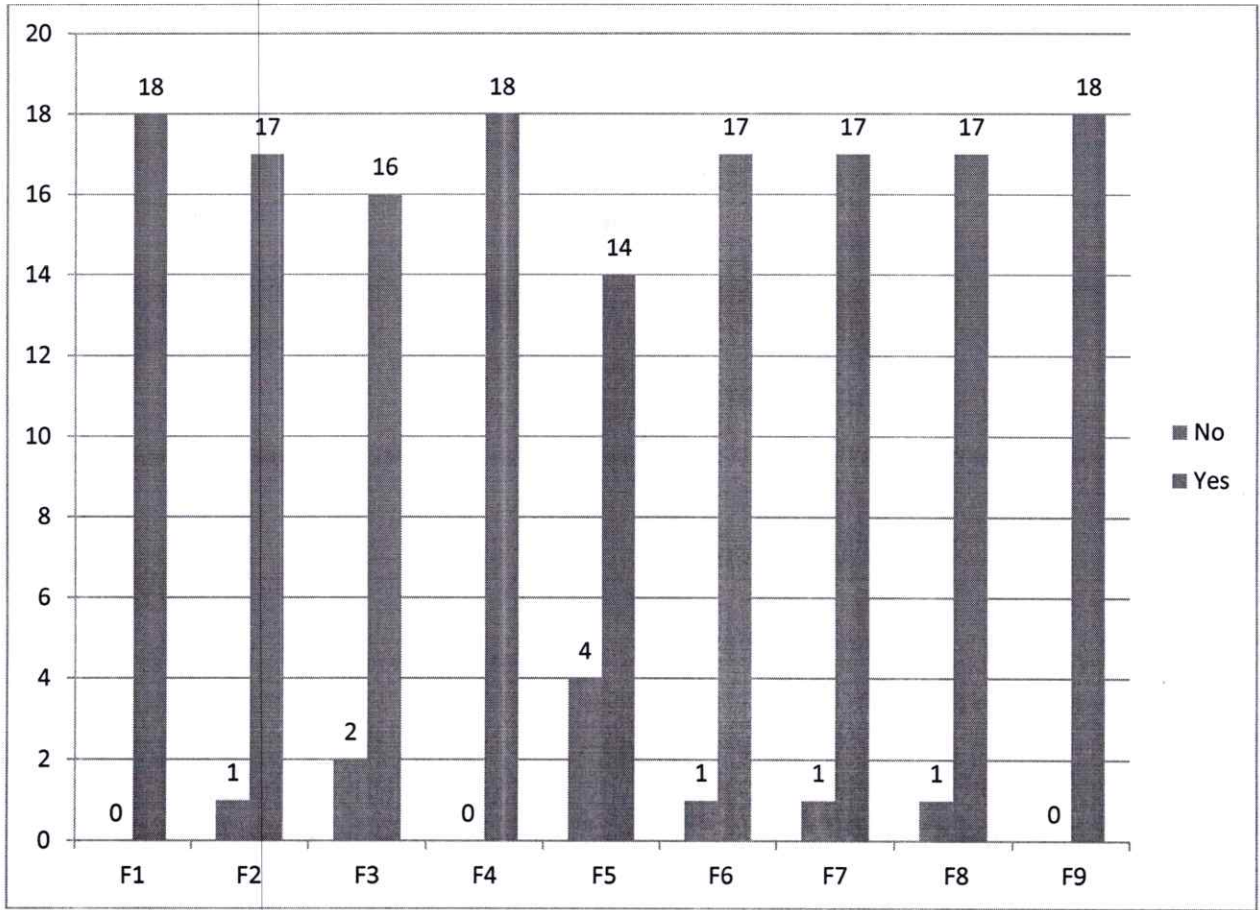
Responses were also sought to capture the opinion of alumni about the different aspects of the University including handling of grievances, adequacy of various facilities and academic initiatives being taken by the University. The factors / questions are as follows:

1. F1: Do you feel proud to be associated with IFTM University as an Alumnus?
2. F2: Would you like to join the Department/School Alumni Association?
3. F3: Have you participated in any Alumni meet as of now (organized by your parent department)?
4. F4: Are you willing to contribute to the development of the Department/School?
5. F5: Were your grievances properly handled at the Department/School/University? [As a Student]
6. F6: Were your grievances properly handled at the Department/School/University? [As an Alumnus]
7. F7: Have you obtained sufficient know-how (both in theory and practice) at IFTMU?
8. F8: Is the education imparted at IFTMU useful and relevant in your present job?
9. F9: Were the Head of the Department & Teachers cooperative?

	No	Yes	Grand Total	Agreed Percentage	Disagreed Percentage
F1	0	18	18	100	0
F2	1	17	18	94	6
F3	2	16	18	89	11
F4	0	18	18	100	0
F5	4	14	18	78	22
F6	1	17	18	94	6
F7	1	17	18	94	6
F8	1	17	18	94	6
F9	0	18	18	100	0

The survey revealed that all the respondents take pride in being alumni of the University and found their faculty cooperative. All the respondents also expressed their willingness to contribute in the development of their department. However, 22% of them also feel that, as students; their grievances could have been handled in a better manner. 6% of the alumni respondents felt that the theory and hands-on practice sessions needs revision as per the contemporary industry challenges.

Sanjeev D. Sarda
Registrar
IFTM University
Moradabad



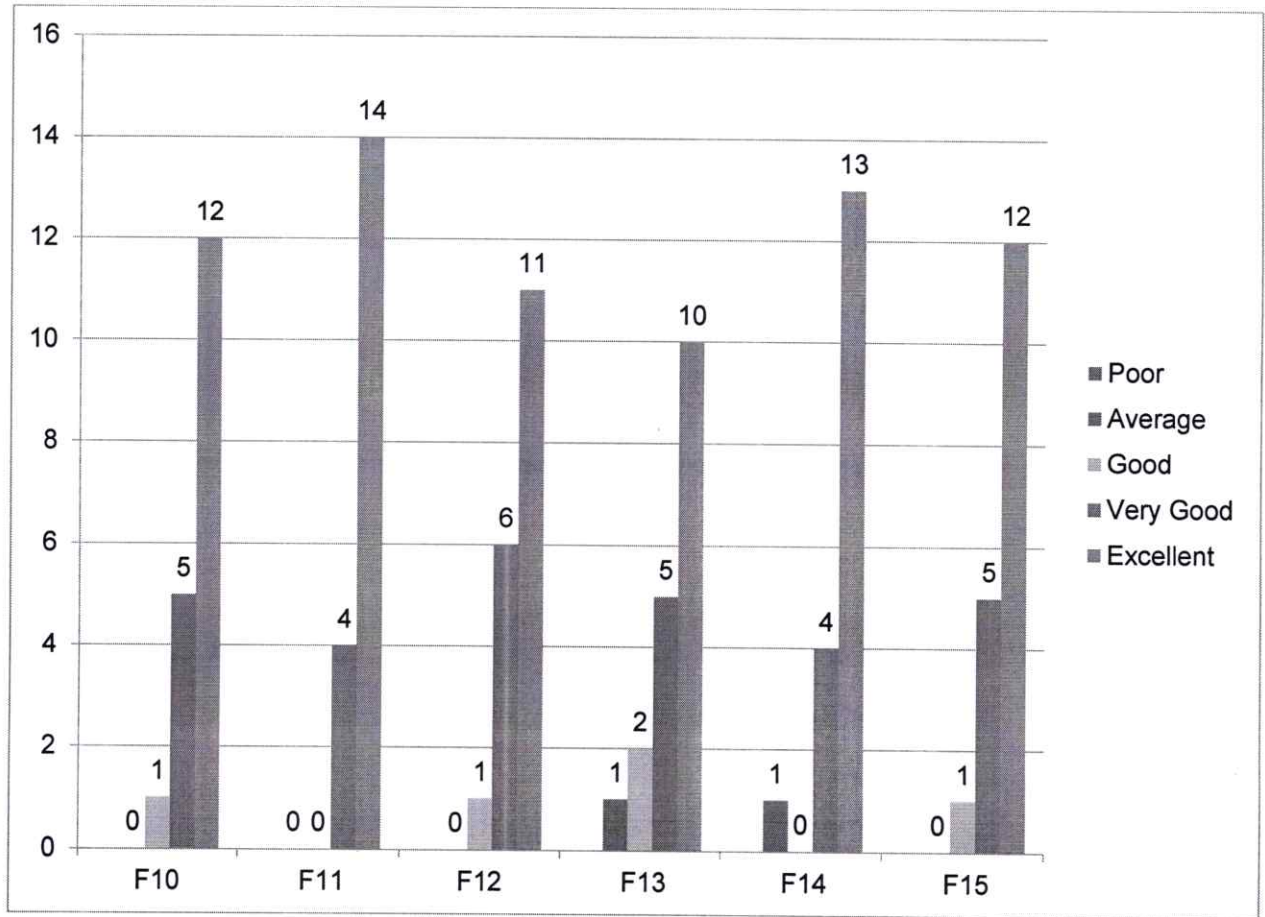
Sanjeev Agrawal
 Registrar
 IFTM University
 Moradabad

10. F10: Laboratories & Equipment's facilities
11. F11: Library/Seminar/Reading Room
12. F12: Computer Facilities
13. F13: Internet & Wi-Fi
14. F14: Sports and Cultural
15. F15: Classrooms

	Poor	Average	Good	Very Good	Excellent	Grand Total	Satisfied Percentage	Not Satisfied Percentage
F10	0	0	1	5	12	18	100	0
F11	0	0	0	4	14	18	100	0
F12	0	0	1	6	11	18	100	0
F13	0	1	2	5	10	18	94	6
F14	0	1	0	4	13	18	94	6
F15	0	0	1	5	12	18	100	0

The adequacy of different facilities being provided to the students at the University was also checked. All the erstwhile students were found satisfied with the library of the University. 94% were happy with the sports and cultural events organized at the University. However, the survey also revealed that laboratories, computer facilities including internet facilities may need refurbishment, to align with the expectation of the modern day students.

Sanjeev Doss
 Registrar
 IFTM University
 Moradabad



Sanjeev Arora

Registrar
IFTM University
Moradabad

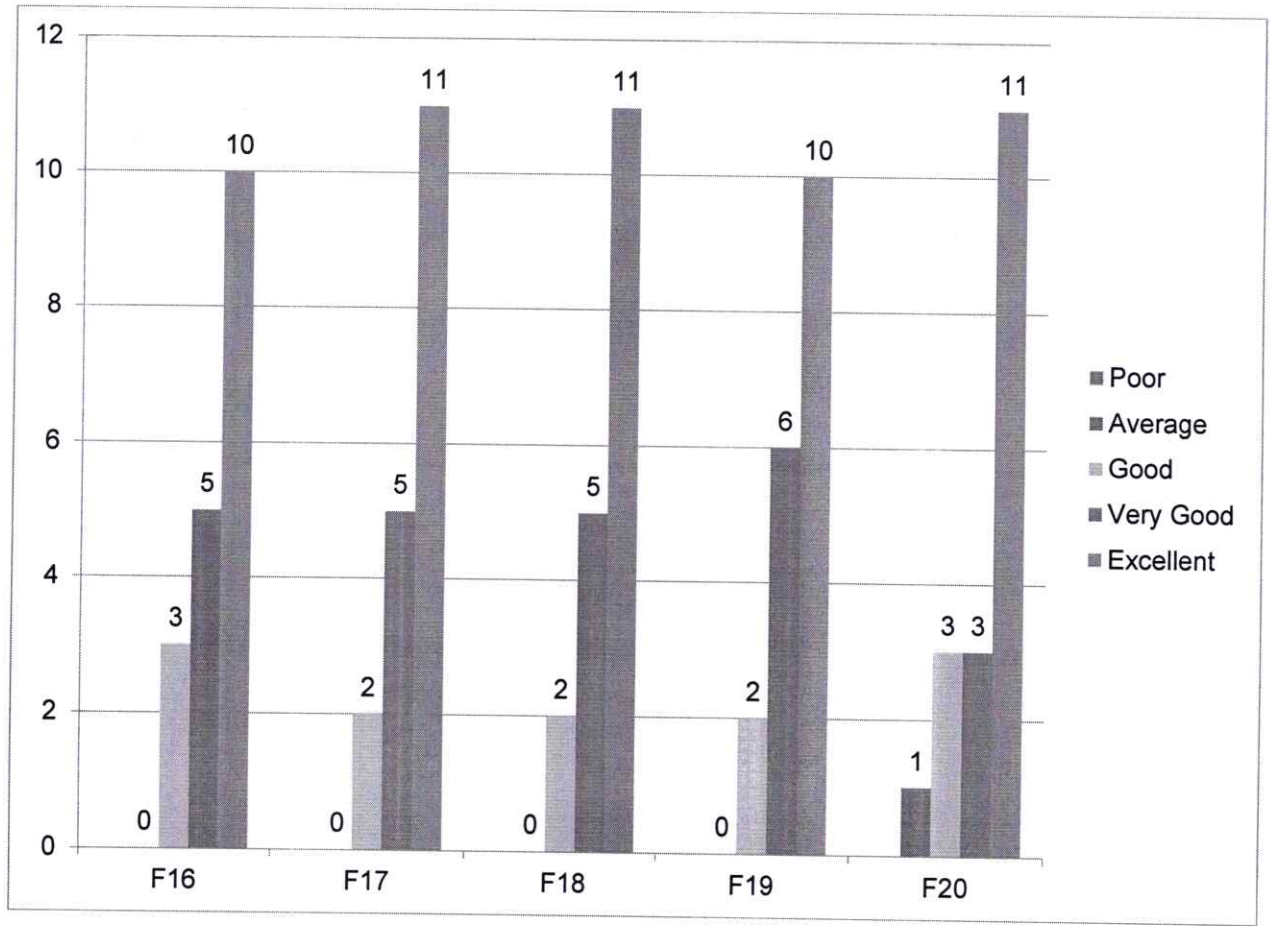
- 16. F16: Industry Oriented Projects (if applicable)
- 17. F17: Seminars & Workshop
- 18. F18: Guest Lectures
- 19. F19: Special Training Classes for bridging Industry/Academic gap
- 20. F20: Student Development Activities organized by the University

	Poor	Average	Good	Very Good	Excellent	Grand Total	Satisfied %	Not Satisfied %
F16	0	0	3	5	10	18	100	0
F17	0	0	2	5	11	18	100	0
F18	0	0	2	5	11	18	100	0
F19	0	0	2	6	10	18	100	0
F20	0	1	3	3	11	18	94	6

The University undertakes many academic initiatives for the holistic development of its students and the survey also included the questions to capture the opinion of the alumni in this regard.

However, 6% respondents opined that the developmental activities organized by the University for students need to be reworked.

Sanjeev Dora
 Registrar
 IFTM University
 Moradabad



Sanjeev Dasa

Registrar
IFTM University
Moradabad

Regarding Program Educational Objectives:

To evaluate the performance on this parameter, questions were asked in reference to 5 factors viz.

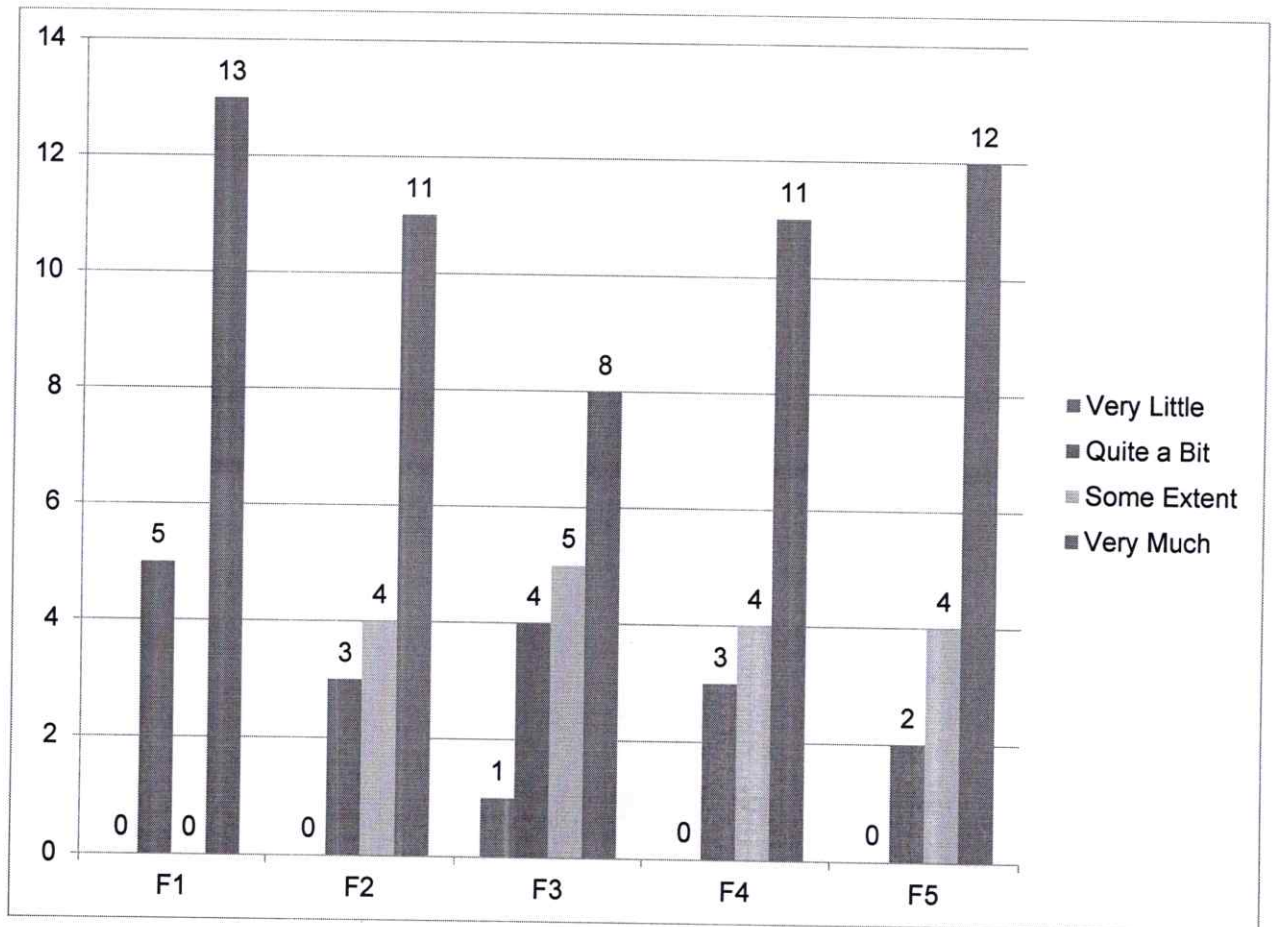
1. F1: Preparation: To educate students for graduate and postgraduate programs and to help them succeed in their chosen/ related fields.
2. F2: Core Competence: To provide students with sound knowledge in their chosen area.
3. F3: Breadth: To train students with knowledge relating to an array of professional fields undertaken so as to comprehend, analyze, design, and create innovative products and find solutions to improve the quality of life
4. F4: Professionalism: To create professionally superior and ethically strong global manpower and to uphold moral values. With effective communication skills, teamwork skills, multidisciplinary approach, and an ability to improve the quality of life.
5. F5: Learning Environment: To create an intellectual environment for research and development aware of emerging technologies leading to continual learning needed for a successful professional career, to create a center of excellence develop technocrats and business leaders.

Majority of the students agreed that the educational program of the University has helped them succeed in their chosen field.

However, 6% respondents also felt that the University should do more to help students innovate and create solutions for improving the quality of life.

	Very Little	Quite a Bit	Some Extent	Very Much	Total Responses	Satisfied Percentage	Not Satisfied Percentage
F1	0	5	0	13	18	100	0
F2	0	3	4	11	18	100	0
F3	1	4	5	8	18	94	6
F4	0	3	4	11	18	100	0
F5	0	2	4	12	18	100	0

Sanjeev Arora
Registrar
IFTM University
Moradabad



Sanjeev Dasgupta
 Registrar
 IFTM University
 Moradabad

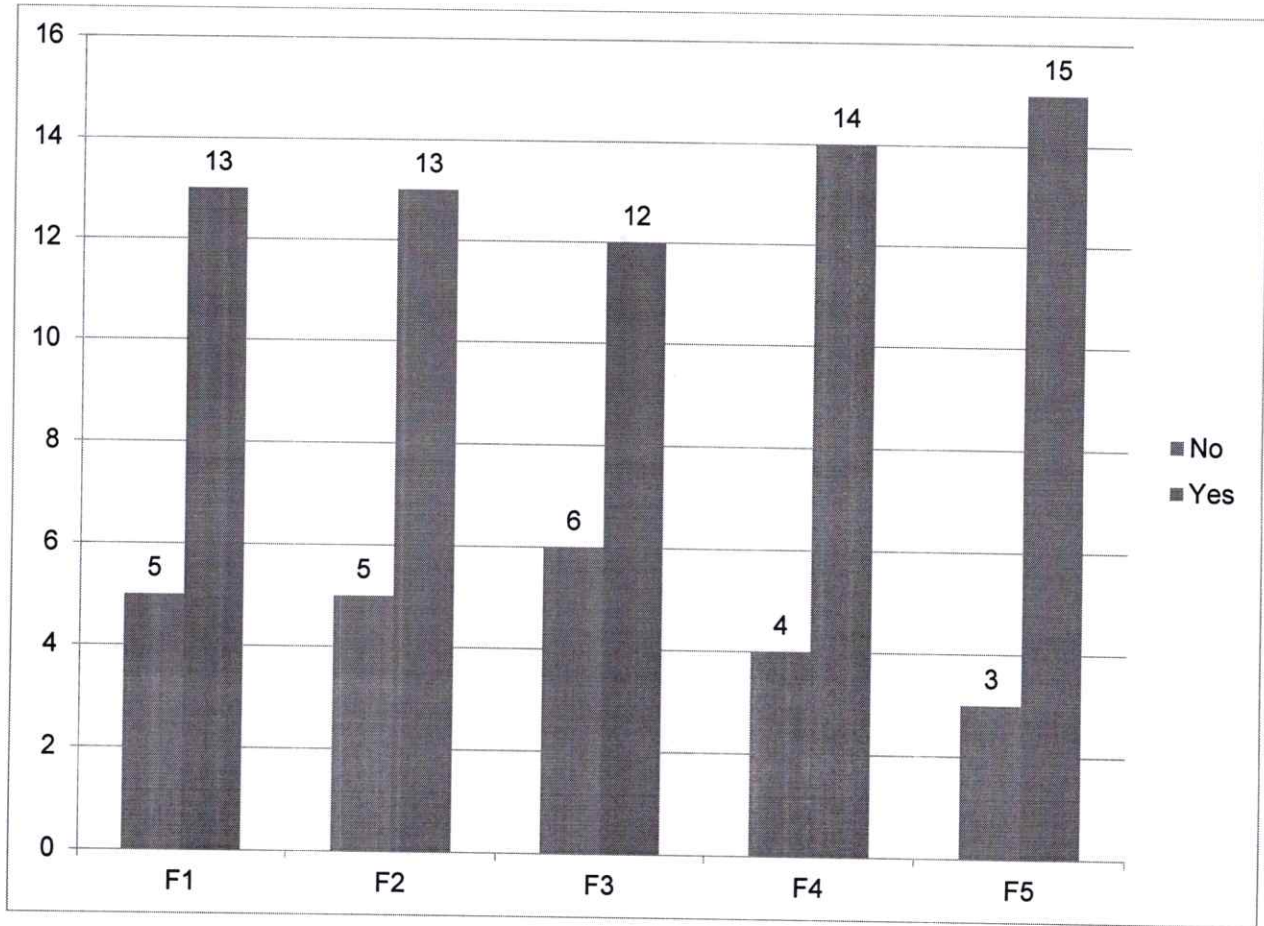
Feedback about Training & Placement Cell:

1. F1: Has the Training & Placement (T&P) Cell provided ample on campus placement opportunities?
2. F2: Has the Placement Cell provided sufficient off campus placement opportunities?
3. F3: Did you ever avail Career counseling and guidance for higher studies from Placement Cell?
4. F4: If you are invited to deliver a Guest Lecture/a Special Talk/a Motivational Session for your juniors, will you be interested?
5. F5: Do you receive communications from the University/parent department through Mails/ Calls/SMS etc?

	No	Yes	Grand Total	Agreed Percentage	Disagreed Percentage
F1	5	13	18	72	28
F2	5	13	18	72	28
F3	6	12	18	67	33
F4	4	14	18	78	22
F5	3	15	18	83	17

78% of the alumni shared their willingness to deliver a session for the ongoing batches at the University. Most of the respondents also stated that they receive regular communication from the University. However, approx. 28% of the students were found discontented with the performance of Training and Placement Cell of the University.

Sanjeev Bhowmik
Registrar
IFTM University
Moradabad



Sanjeev Arora
 Registrar
 IFTM University
 Moradabad

*** LAST PAGE OF THE REPORT ***



आईएफटीएम विश्वविद्यालय, मुरादाबाद, उत्तर प्रदेश
IFTM University, Moradabad, Uttar Pradesh
NAAC ACCREDITED

STUDENT FEEDBACK REPORT
SCHOOL OF PHARMACEUTICAL SCIENCES
2021-22

Sanjeev Bhowal
Registrar
IFTM University
Moradabad

SECTION – FACILITIES

Sanjeev Dixwal

Registrar
IFTM University
Moradabad

RESEARCH METHODOLOGY

Data Type:	Primary
Data Collection Tool:	Survey (Online)
Sample Size:	117
Sample Frame:	Students of IFTM University studying in 2021-22 in School of Pharmaceutical Sciences
Sampling:	Probability
Questionnaire:	5-point Likert scale (with 5 being most satisfied and 1 being least satisfied)

Sanjeev Dossawal

Registrar
IFTM University
Moradabad

In its pursuit of excellence, IQAC at IFTM University conducts a student survey every year; to learn about any scope of improvement in its functioning.

The student responses are sought in the following 5 areas viz.

1. Library
2. Institutional Facilities
3. Examination & Evaluation
4. Placement Cell
5. Student Support

Performance in these areas gets measured through responses given to specific questions (factors) in the questionnaire (Student Survey). In 2021-22, 1577 students participated in the survey. Of these 117 responses were from School of Pharmaceutical Sciences. The findings of the survey on the above mentioned 5 areas are presented in the following section.

Sanjeev Agrawal
Registrar
IFTM University
Moradabad

LIBRARY

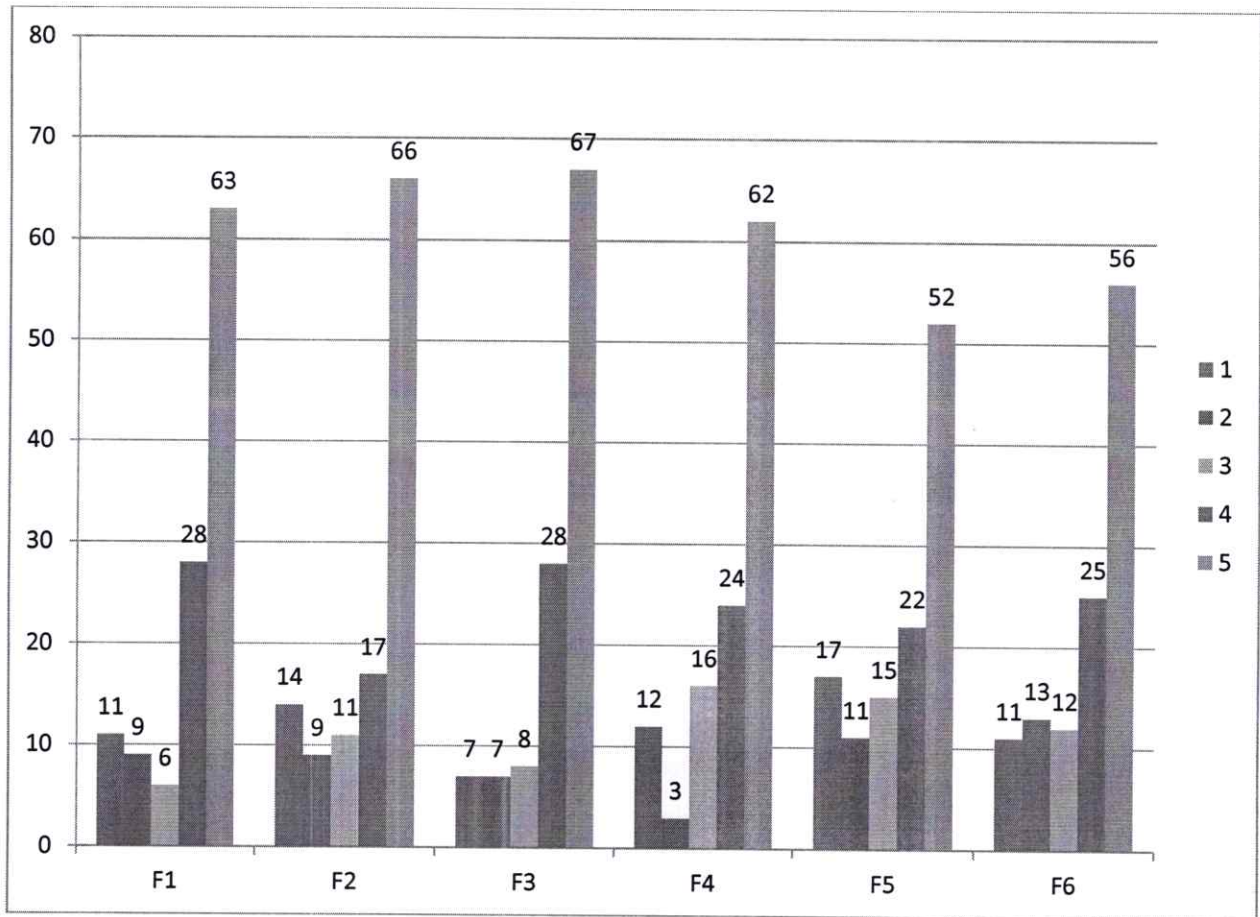
Library is the epicenter of knowledge in any academic institute. It provides its users place to brain storm and learn. The effectiveness of library facility was measured through the following factors.

1. F1: The prescribed books/reading materials are available in the library.
2. F2: Reading room and common room are available in the faculty/college building
3. F3: Available reading space in library is satisfactory
4. F4: The library staff are cooperative and helpful
5. F5: Photocopying facility in the library/Department is available and satisfactory
6. F6: Online educational resources are available and accessible

Out of 117 respondents, 83% were satisfied with the services of library and on a 5-point scale the average rating was 4. However, 24% respondents felt that reprography services in library need improvement. The survey also revealed that 88% of the respondents found that the library has ample reading space.

LIBRARY							
Ratings	F1	F2	F3	F4	F5	F6	Cumulative Rating
1	11	14	7	12	17	11	4
2	9	9	7	3	11	13	
3	6	11	8	16	15	12	
4	28	17	28	24	22	25	
5	63	66	67	62	52	56	
Average Rating	4.05	3.96	4.21	4.03	3.69	3.87	
No. of Participants in the survey	117	117	117	117	117	117	
% of students satisfied	83%	80%	88%	87%	76%	79%	
% of students dissatisfied	17%	20%	12%	13%	24%	21%	

Sanjeev Arora
 Registrar
 IITM University
 Moradabad



Sanjeev Oswal
 Registrar
 IFTM University
 Moradabad

INSTITUTIONAL FACILITIES

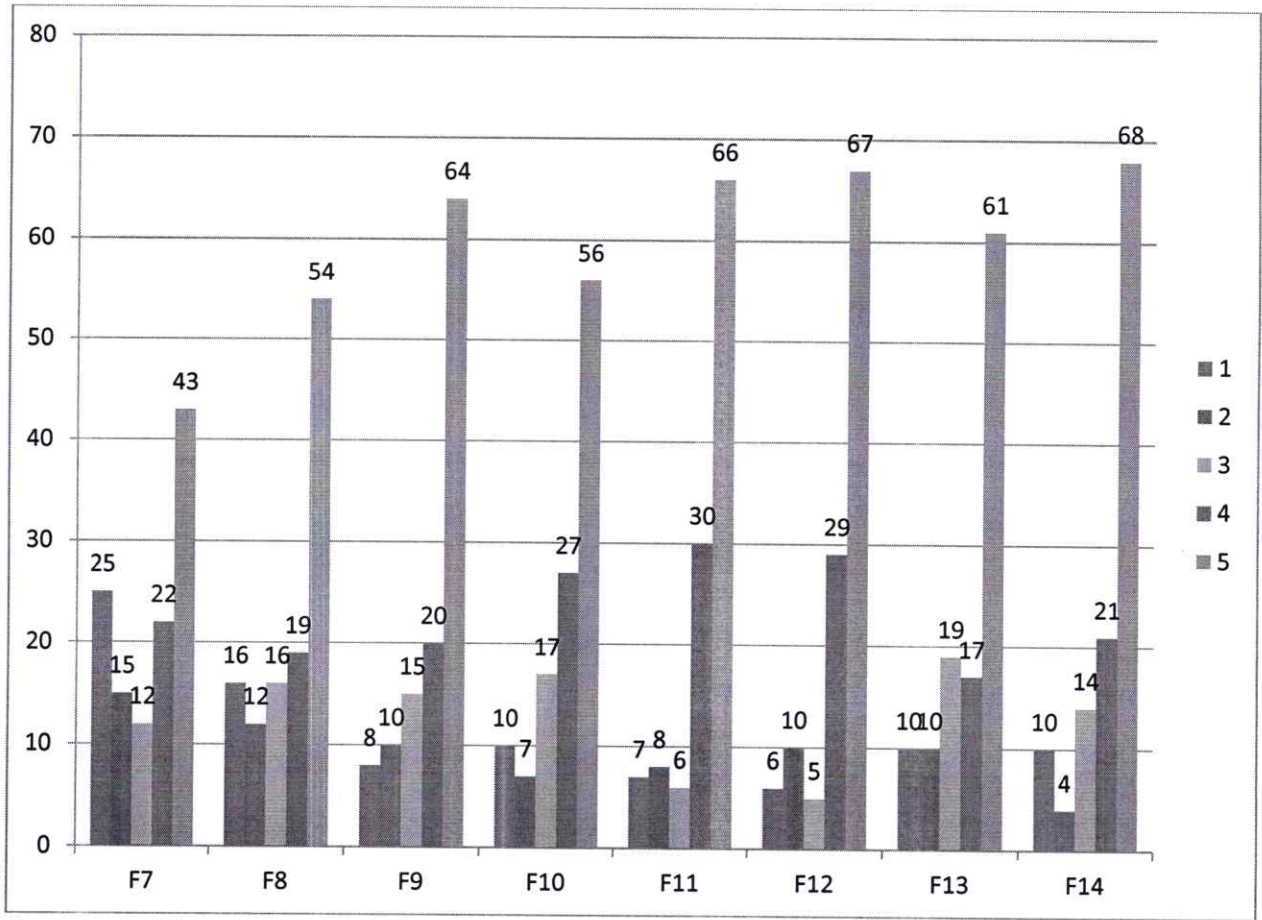
The institutional facilities provide students an environment conducive to learning and help them realize their true potential. The performance on this parameter was measured through various factors viz.

1. F7: Internet facilities are available in the department
2. F8: Toilets/washrooms are hygienic and properly maintained.
3. F9: Clean drinking water is available in the department and on the campus
4. F10: Equipment in the lab(s) is in working condition.
5. F11: The campus is green and Eco friendly
6. F12: The buildings/classrooms are accessible to differently abled persons.
7. F13: The classrooms are clean and well maintained
8. F14: The campus has adequate power supply.

Out of 117 respondents, 87% agreed that the environment at IFTM is ecofriendly and green. The same percentage of respondents also agreed that the university campus has adequate power supply. 86% of the respondents found the campus buildings friendly and having suitable provisions for differently abled people. However, 66% of the respondents viewed internet connectivity as not satisfactory. 24% of the respondents also felt that more cleanliness and hygiene is required to be maintained in the wash rooms. 17% students said that the classroom infrastructure needs to be improved and fixed.

INSTITUTIONAL FACILITIES									
Ratings	F7	F8	F9	F10	F11	F12	F13	F14	Cumulative Rating
1	25	16	8	10	7	6	10	10	4
2	15	12	10	7	8	10	10	4	
3	12	16	15	17	6	5	19	14	
4	22	19	20	27	30	29	17	21	
5	43	54	64	56	66	67	61	68	
Average Rating	3.37	3.71	4.04	3.96	4.20	4.21	3.93	4.14	
No. of Participants in the survey	117	117	117	117	117	117	117	117	
% of students satisfied	66%	76%	85%	85%	87%	86%	83%	88%	
% of students dissatisfied	34%	24%	15%	15%	13%	14%	17%	12%	

Sanjeev Arora
 Registrar
 IFTM University
 Moradabad



Sanjeev Bora
 Registrar
 IFTM University
 Moradabad

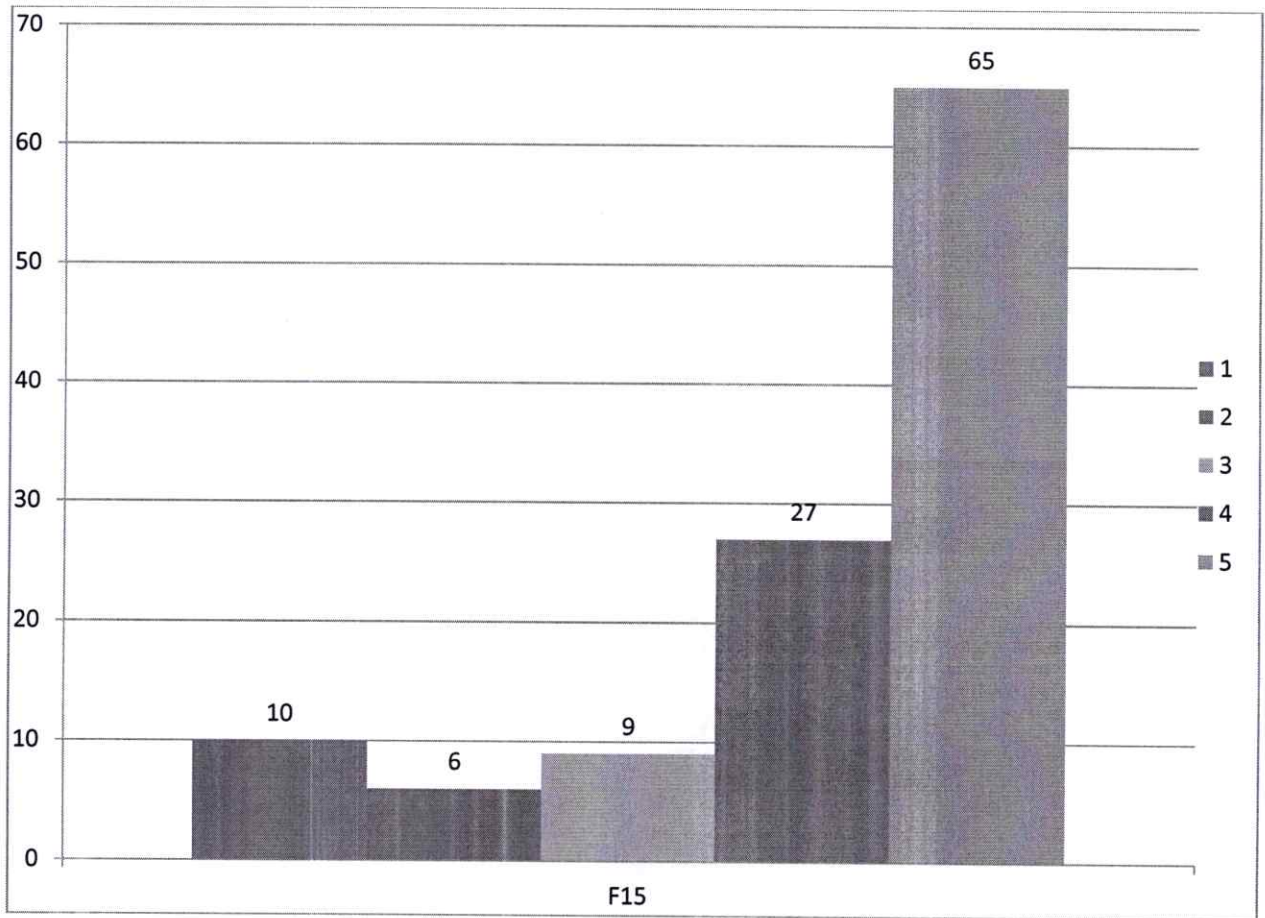
EXAMINATION & EVALUATION

Examination and its evaluation were measured with the help of following factor.

1. F15: Results and attendance records are displayed on time

86% of the respondents agreed that the results and attendance records are displayed on time. The average rating for this factor was 4.

EXAMINATION & EVALUATION		
Ratings	F15	Cumulative Rating
1	10	4
2	6	
3	9	
4	27	
5	65	
Average Rating	4.12	
No. of Participants in the survey	117	
% of students satisfied	86%	
% of students dissatisfied	14%	



Sanjeev Bhaswari
 Registrar
 IFTM University
 Moradabad

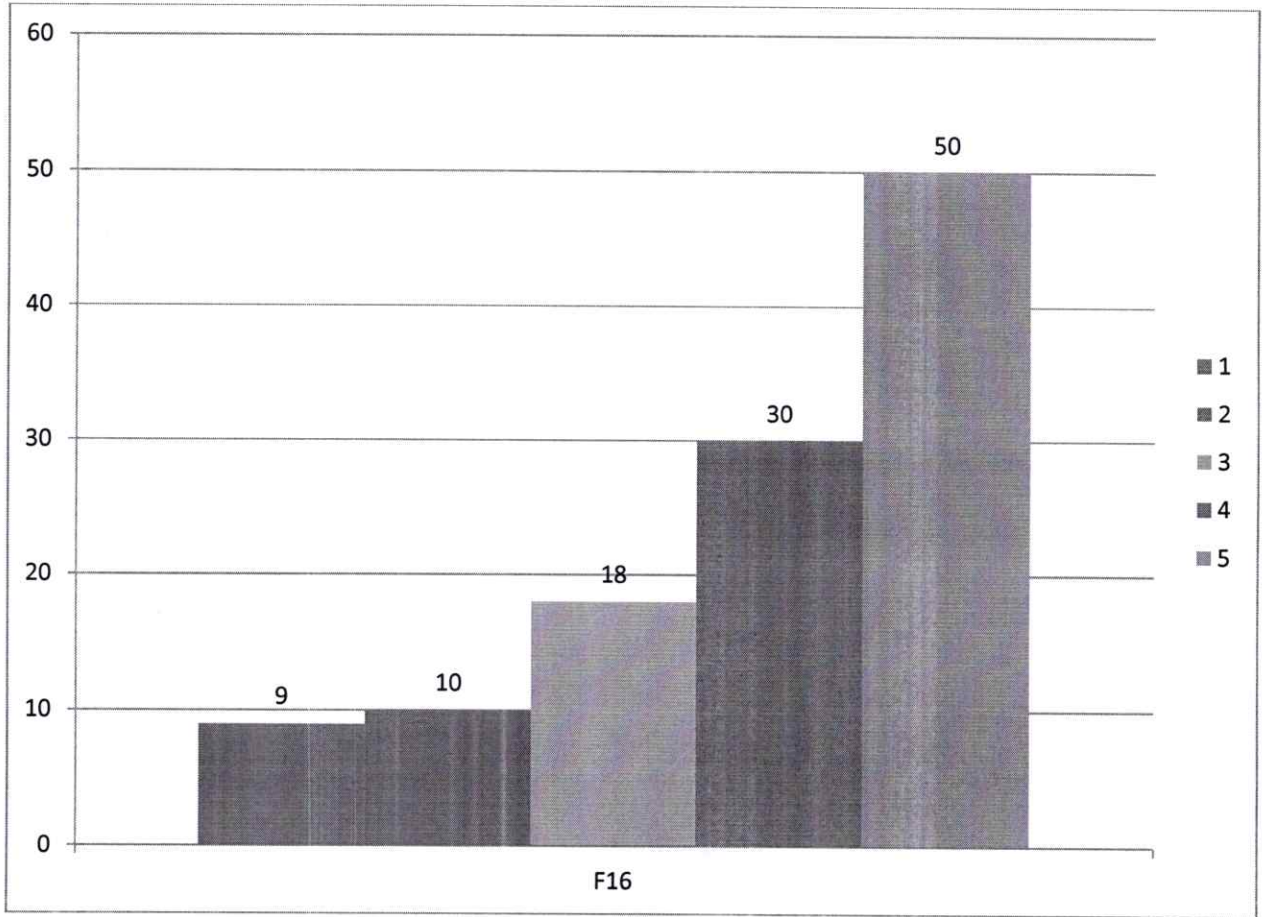
PLACEMENT CELL

The performance of placement cell and its functioning was found satisfactory by 84% of the respondents. The average rating being given to the university on this parameter was 4. Student's perception and experience with the placement cell was sought.

1. F16: The functioning of the placement cell(s) in the university/department is satisfactory.

PLACEMENT CELL		
Ratings	F16	Cumulative Rating
1	9	4
2	10	
3	18	
4	30	
5	50	
Average Rating	3.87	
No. of Participants in the survey	117	
% of students satisfied	84%	
% of students dissatisfied	16%	

Sanjeev Arora
Registrar
IFTM University
Moradabad



Sanjeev Bhasin
 Registrar
 IFTM University
 Moradabad

STUDENT SUPPORT

Though university aims to facilitate its students proactively, it may happen that students have some grievances and suggestions. To get their concerns addressed, they may require meeting functionaries across departments.

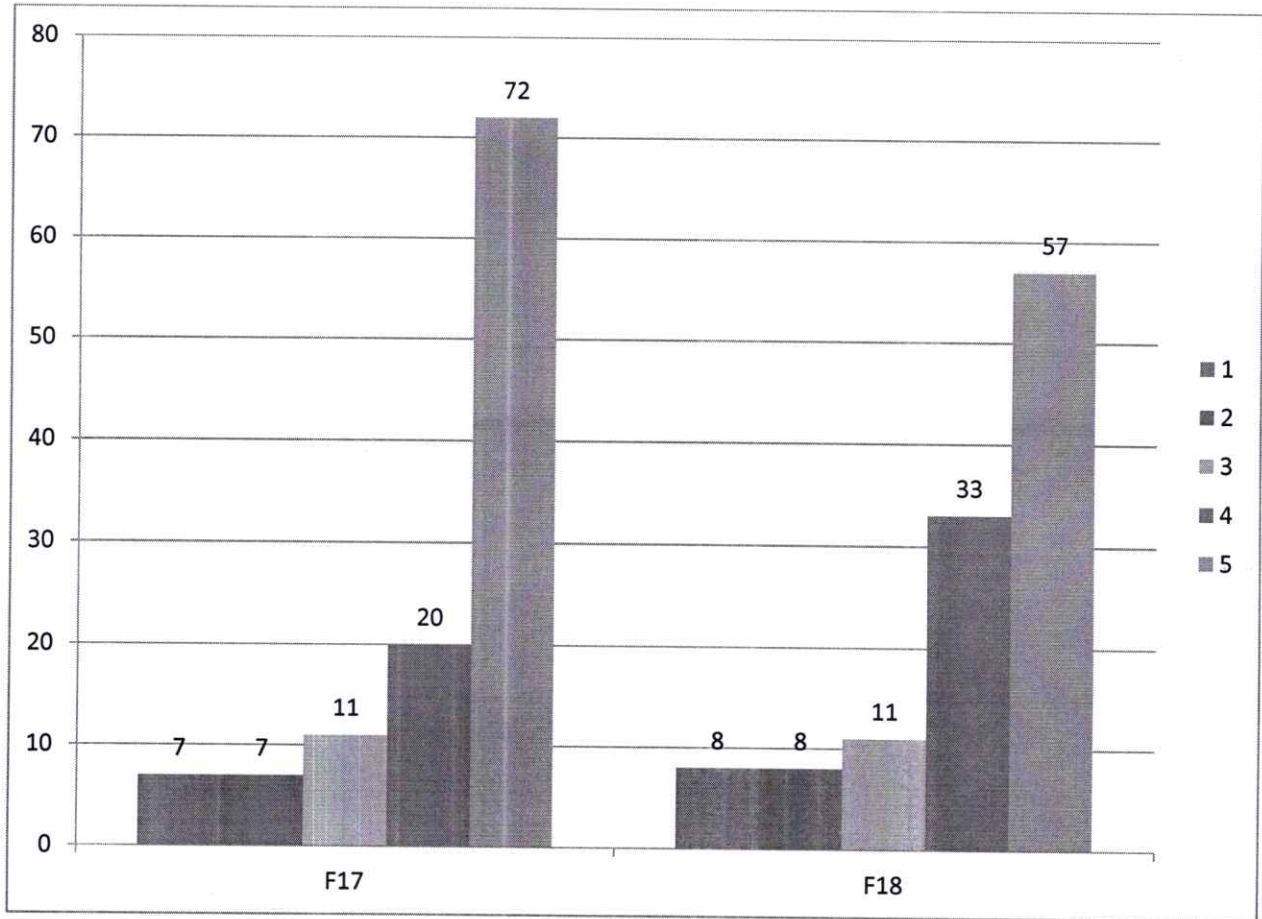
To measure performance in this area, responses were sought on the following factors –

1. F17: The office staff in the department is helpful.
2. F18: Grievances/problems are redressed/ solved well in time.

88% of the respondents found their interaction with office staff as helpful. About 14% of the respondents shared that grievances and problems needs to be solved more efficiently and effectively.

STUDENT SUPPORT			
Ratings	F17	F18	Cumulative Rating
1	7	8	4
2	7	8	
3	11	11	
4	20	33	
5	72	57	
Average Rating	4.22	4.05	
No. of Participants in the survey	117	117	
% of students satisfied	88%	86%	
% of students dissatisfied	12%	14%	

Sanjiv Arora
 Registrar
 IFTM University
 Moradabad



Sanjeev D. Bhandari
 Registrar
 IFTM University
 Moradabad

SECTION – TEACHING & EVALUATION

Sanjeev Agrawal

Registrar
IFTM University
Moradabad

RESEARCH METHODOLOGY

Data Type:	Primary
Data Collection Tool:	Survey (Online)
Sample Size:	198
Sample Frame:	Students of IFTM University studying in 2021-22 in School of Pharmaceutical Sciences
Sampling:	Probability
Questionnaire:	5-point Likert scale (with 5 being most satisfied and 1 being least satisfied)

Sanjeev Chandel
Registrar
IFTM University
Moradabad

Teaching and evaluation of students are at the core of any academic institute. It helps in bringing the desired change in the students and helps them contribute in making society a better place. To learn about the performance in these two areas, a questionnaire was prepared and administered through a survey.

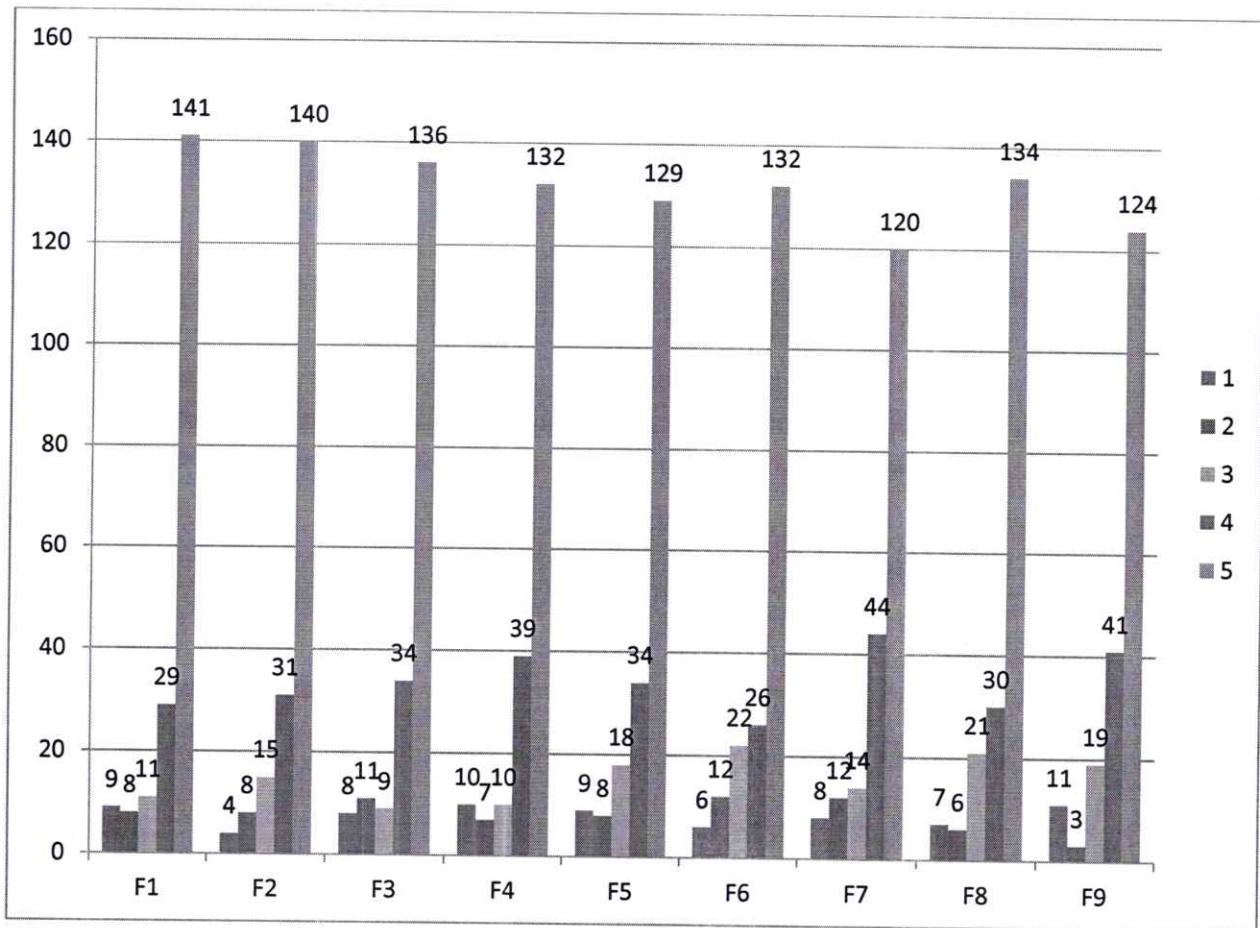
TEACHING

Performance on teaching was evaluated through following 9 factors –

1. F1: The teacher is punctual in the class.
2. F2: The teacher comes well prepared for the lecture
3. F3: The teacher communicates clearly and inspires me by his/ her teaching.
4. F4: The teacher completes the entire syllabus in time.
5. F5: The teacher discusses topics and interacts in the class
6. F6: The teacher encourages for participation and discussion in class.
7. F7: The teacher uses modern teaching aids, handouts, suitable references, power-point presentations (PPT), web-resources, etc.
8. F8: The teacher's attitude towards the students is friendly & helpful.
9. F9: The teacher is available and accessible in Department.

TEACHING										
Ratings	F1	F2	F3	F4	F5	F6	F7	F8	F9	Average Rating
1	9	4	8	10	9	6	8	7	11	4
2	8	8	11	7	8	12	12	6	3	
3	11	15	9	10	18	22	14	21	19	
4	29	31	34	39	34	26	44	30	41	
5	141	140	136	132	129	132	120	134	124	
Average Rating	4.44	4.49	4.41	4.39	4.34	4.34	4.29	4.40	4.33	
No. of Participants in the survey	198	198	198	198	198	198	198	198	198	
% of students satisfied	91%	94%	90%	91%	91%	91%	90%	93%	93%	
% of students dissatisfied	9%	6%	10%	9%	9%	9%	10%	7%	7%	

More than 90% of the students agreed that the teachers comes well prepared and on time to the class. Almost the same percentages of respondents rated classroom discussions as meaningful and help understanding the topic in a lucid manner. 93% respondents found their teachers friendly and inspire students to learn and participate in discussion. 93% students also found that teachers are available and accessible whenever needed by them. However, 10% students felt that modern teaching aids including AV systems are required and will enhance their class room experience and learning process.



Sanjeev Arora

Registrar
IFTM University
Moradabad

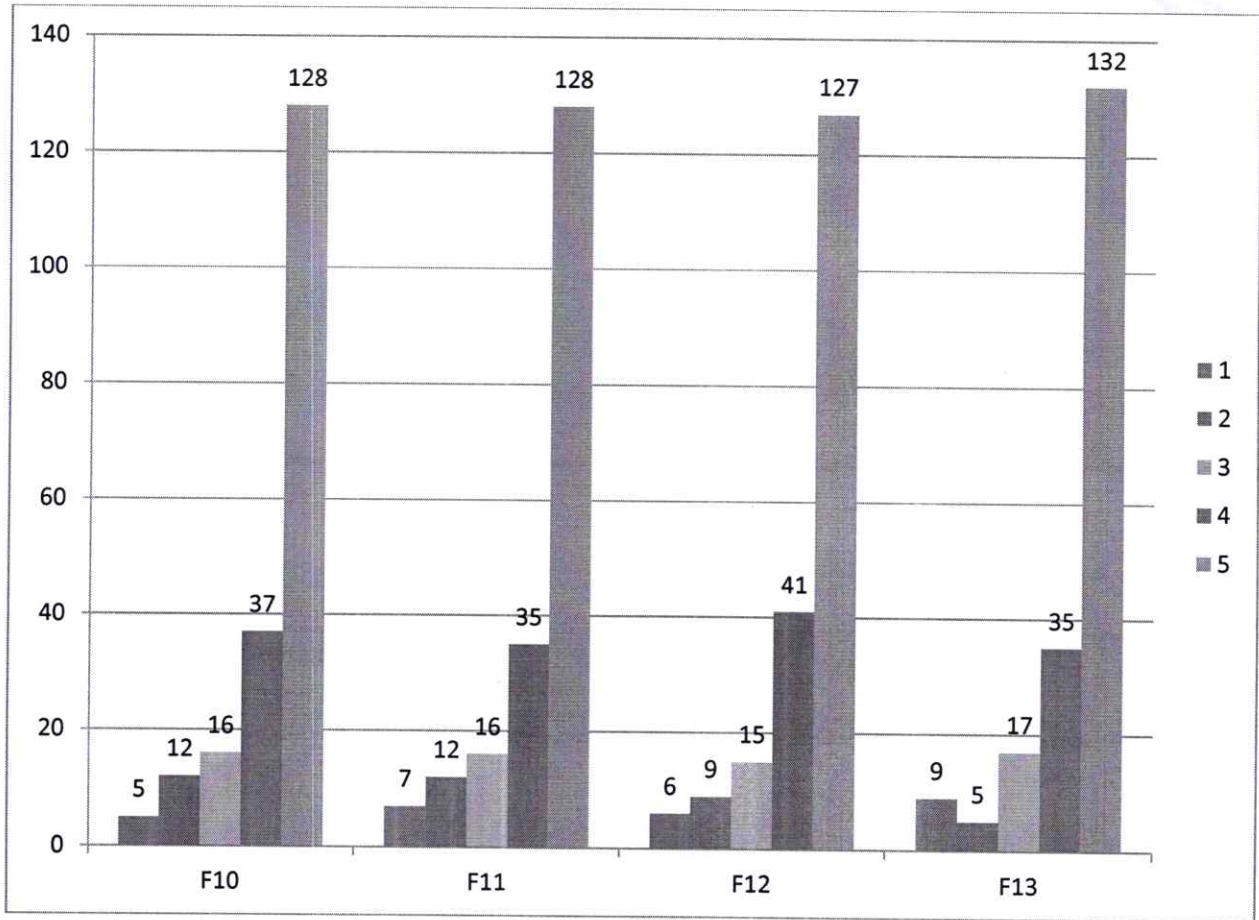
EVALUATION

Performance of the “evaluation” criteria is based on 4 factors viz.

1. F10: The evaluation process is fair and unbiased.
2. F11: Regular and timely feedback is given on our (students’) performance.
3. F12: Periodical assessments are conducted as per schedule.
4. F13: I have learnt and understood the subject material/s in this course.

EVALUATION					
Ratings	F10	F11	F12	F13	Average Rating
1	5	7	6	9	4
2	12	12	9	5	
3	16	16	15	17	
4	37	35	41	35	
5	128	128	127	132	
Average Rating	4.37	4.34	4.38	4.39	
No. of Participants in the survey	198	198	198	198	
% of students satisfied	91%	90%	92%	93%	
% of students dissatisfied	9%	10%	8%	7%	

More than 90% of the students were satisfied with the process and performance of evaluation exercise in the university. They agreed that the evaluation process is fair and unbiased. 92% of the students agreed that assessment is done as per the schedule and timely feedback on their performance is provided. 93% of the respondents concurred that they understood the subject material in their course.



Sanjeer Dhand
 Registrar
 IFTM University
 Moradabad

SECTION – CURRICULUM

Sanjay Agrawal

Registrar
IFTM University
Moradabad

RESEARCH METHODOLOGY

Data Type:	Primary
Data Collection Tool:	Survey (Online)
Sample Size:	104
Sample Frame:	Students of IFTM University studying in 2021-22 in School of Pharmaceutical Sciences
Sampling:	Probability Sampling
Questionnaire:	5-point Likert scale (with 5 being most satisfied and 1 being least satisfied)


Registrar
IFTM University
Moradabad

Curriculum adopted by a university provides not only a structure for teaching; instead it's a measurable plan. It helps quantify the efforts being put by the students along with the other participants of the ecosystem. Its acceptance with all the stake holders is a pre requisite to the ultimate purpose, it tries to achieve.

To bridge any gap between the expectations and the perception about the curriculum, an annual survey is conducted by the university. The questionnaire captures responses on 3 themes viz. acceptance amongst students, perceived relevance and support material. The factors are as follows:

- a. *Acceptance of curriculum amongst students*
- b. *Perceived relevance of the curriculum*
- c. *Support Material for subjects (curriculum)*

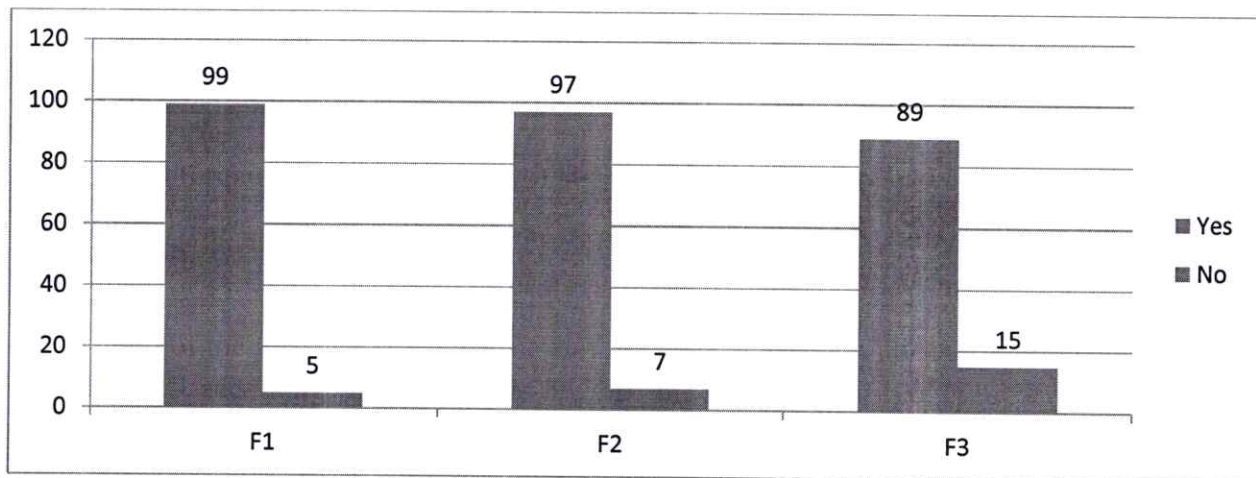
Sanjeev D. Singh
Registrar
IFTM University
Moradabad

ACCEPTANCE OF CURRICULUM AMONGST STUDENTS –

1. F1: I found the curriculum easy and interesting
2. F2: The instructions given in the curriculum is easy to follow
3. F3: The syllabus has good balance between theory and practical exercises

	ACCEPTANCE		
	F1	F2	F3
Yes	99	97	89
No	5	7	15
Total Responses	104	104	104
Yes %	95	93	86
No %	5	7	14

95% of the respondents found the curriculum easy, which indicates that the curriculum is designed well according to the aptitude level of the students at large. 93% of the respondents found it easy to follow the instructions given in the curriculum. However, 14% of the students felt the need for some adjustment between theory and practical activities.



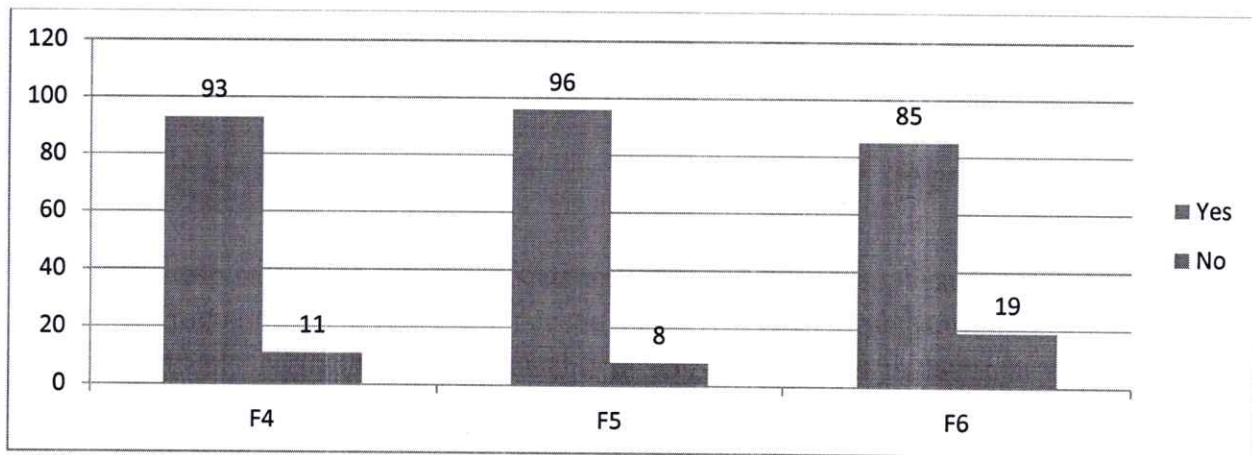
PERCEIVED RELEVANCE OF THE CURRICULUM –

- 4. F4: The subjects are relevant to my future job aspirations
- 5. F5: The subjects are very practical and seems applicable in daily life
- 6. F6: The course has helped me develop my personality

	PERCEIVED RELEVANCE		
	F4	F5	F6
Yes	93	96	85
No	11	8	19
Total Responses	104	104	104
Yes %	89	92	82
No %	11	8	18

89% respondents found the subjects practical and having application in real life. 92% of the students found the subjects relevant according to their future job aspirations. However, 18% of the respondents felt the need for personality development classes in their course.

While responses reflect the acceptance, usefulness and contemporary nature of the curriculum at the university; it also highlights the areas for further improvement.



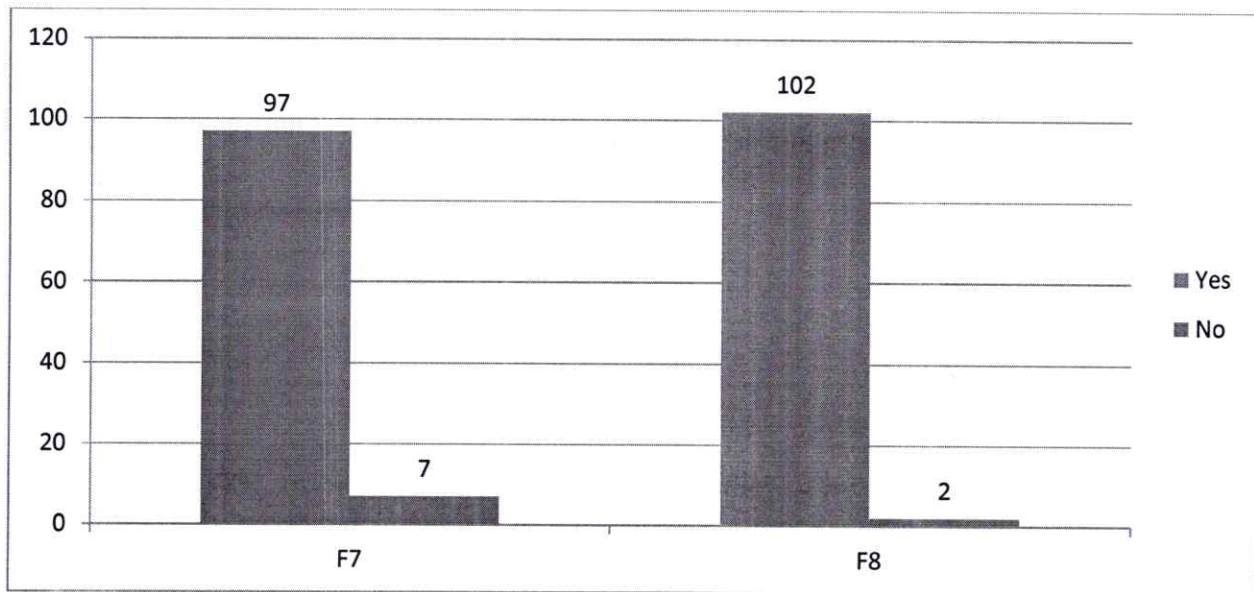
Sanjeev Bhowal
 Registrar
 IFTM University
 Moradabad

SUPPORT MATERIAL FOR SUBJECTS (CURRICULUM) –

- 7. F7: The reading material and references of the subject are easily available
- 8. F8: Course content is followed by corresponding reference materials?
- 9. F9: What other changes would you like to suggest improving the curriculum / course?

	SUPPORT MATERIAL	
	F7	F8
Yes	97	102
No	7	2
Total Responses	104	104
Yes %	93	98
No %	7	2

While, 98% of the respondents opined that they were provided with the reference material, 93% of the students shared that the required reading material is ubiquitously available.



Sanjeev Agrawal

Registrar
IFTM University
Moradabad

***** LAST PAGE OF THE REPORT *****



आईएफटीएम विश्वविद्यालय, मुरादाबाद, उत्तर प्रदेश
IFTM University, Moradabad, Uttar Pradesh
NAAC ACCREDITED

EMPLOYERS' FEEDBACK REPORT
SCHOOL OF PHARMACEUTICAL SCIENCES
2021-22

Sanjeev Agrawal

Registrar
IFTM University
Moradabad

RESEARCH METHODOLOGY

Data Type:	Primary
Data Collection Tool:	Survey (Online)
Sample Size:	4
Sample Frame:	Business Organizations provided employment to students of IFTM University from School of Pharmaceutical Sciences
Sampling:	Non Probability
Questionnaire:	5-point Likert scale (with 5 being most satisfied and 1 being least satisfied)

Sanjeev Dhanraj
Registrar
IFTM University
Moradabad

Making student employable is one of the most important outcomes of all the efforts an academic institute puts in. At IFTM University, the faculty works very closely with the students in helping them develop the required skills and competencies. To stay on course, the University conducts an employers' survey and seek their opinion about the students placed with them. This feedback from the corporate helps us make necessary adjustments to our way of working and guides the future course of action.

The responses from the employer are sought in the following 6 areas viz.

1. Group Behavior & Soft Skills
2. Technical Skills
3. Creative & Innovation
4. Functional Competency
5. Leadership Skills
6. Employers' Satisfaction & Future Intention

Performance in these areas gets measured through responses given to specific questions (factors) in the questionnaire (Employers' Survey). In 2021-22, 4 recruiters responded to the survey from School of Pharmaceutical Sciences. The findings of the survey 2021-22 on the above mentioned 6 areas are presented in the following section.

Sanjeev Bhasin
Registrar
IFTM University
Moradabad

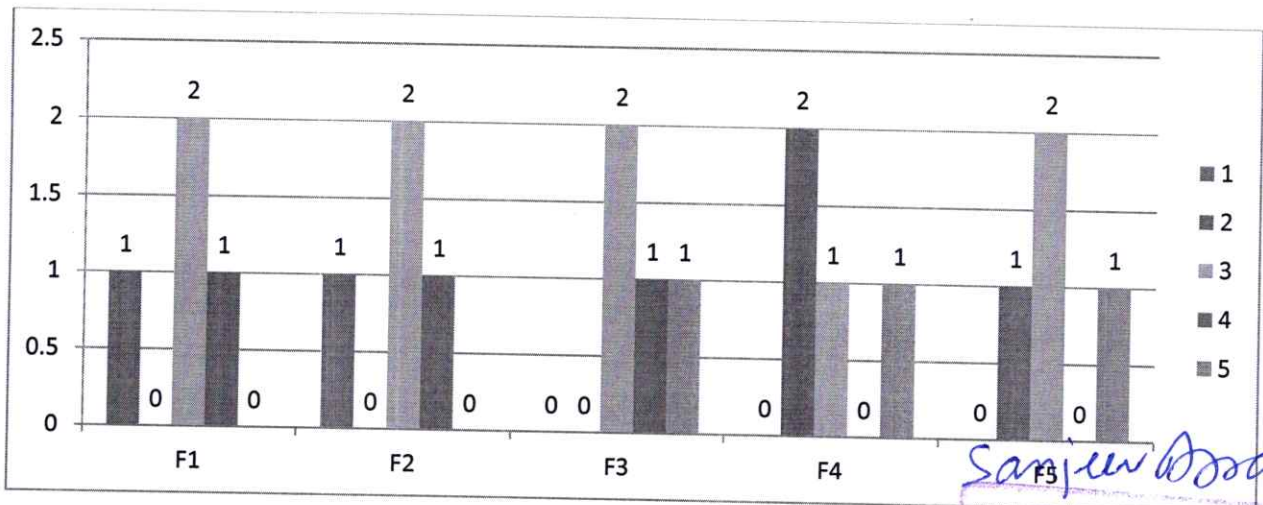
GROUP BEHAVIOUR & SOFT SKILLS

Amongst the many factors of success in corporate, is group behavior and soft skills. Individuals, who fail to foster good professional relationships at work place, fail to succeed. Alongside good communication skills individuals are expected to be self-motivated and self-driven. In contemporary world, students are expected to be good team players and one with high social quotient. The performance on this parameter was measured through following 5 factors -

- a. F1: General Communication Skills
- b. F2: Self-motivated and taking on appropriate level of responsibility
- c. F3: Involvement in social activities
- d. F4: Relationship with seniors/peers/subordinates
- e. F5: Working as part of a team

4 employers responded to the survey and 75% of them were found satisfied with the students' communication skills. 25% employers felt that students need to be more self-driven and should improve their group behaviour. However, the employers appreciated the students for their socially active demeanor.

GROUP BEHAVIOUR & SOFT SKILLS							
	1	2	3	4	5	Satisfied %	Dissatisfied %
F1	1	0	2	1	0	75	25
F2	1	0	2	1	0	75	25
F3	0	0	2	1	1	100	0
F4	0	2	1	0	1	50	50
F5	0	1	2	0	1	75	25




 Registrar
 IFTM University
 Moradabad

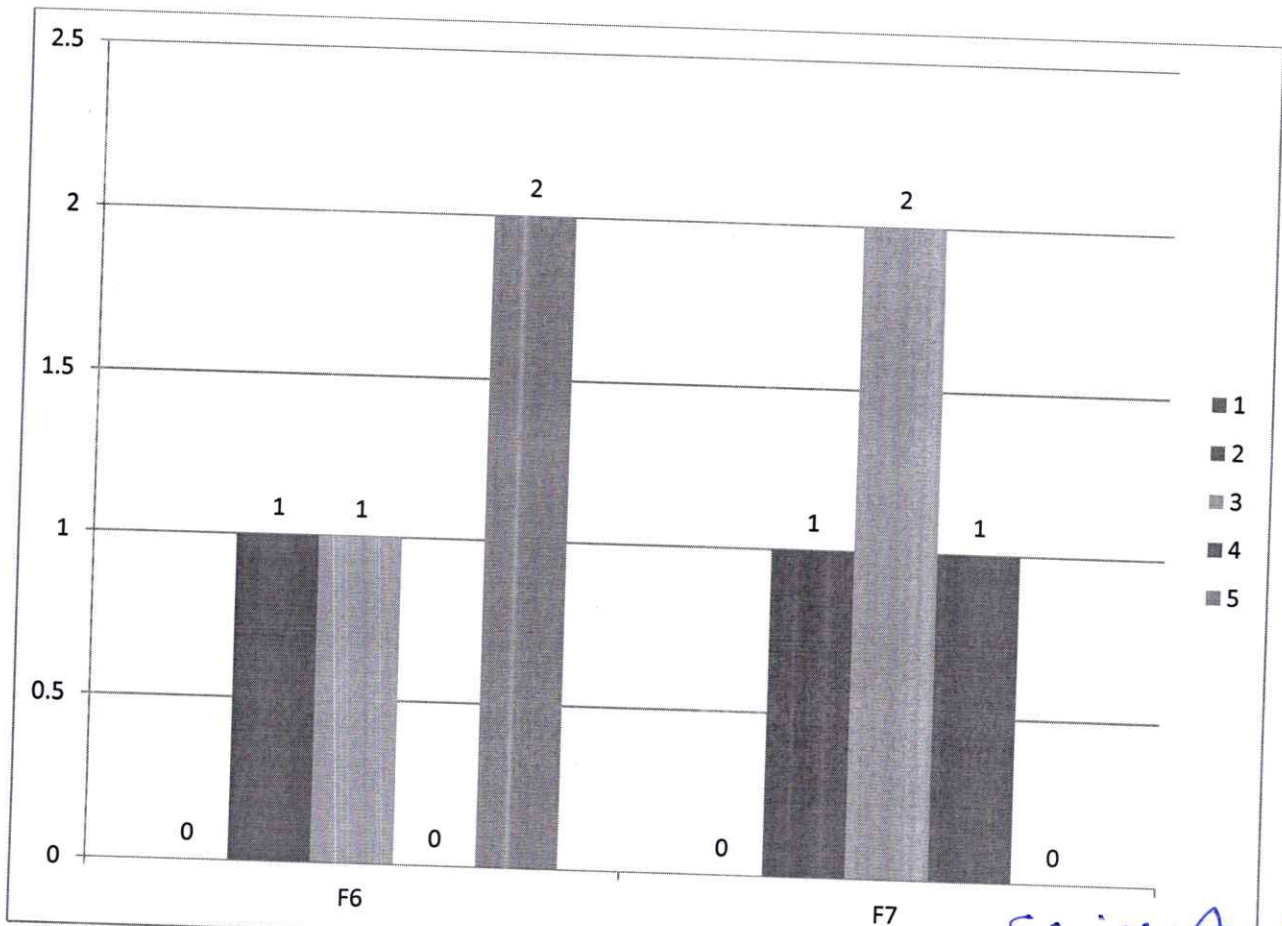
TECHNICAL SKILLS

The managers shared their observation about the technical competencies of the students they recruited from the University. The performance on this parameter was measured through various factors viz.

- a. F6: Technical knowledge/skill
- b. F7: Using technology and workplace equipment.

25% of the reporting managers felt that students should learn new industry specific software and acquaint themselves with latest technologies and platforms, for effective rendering of their duties.

TECHNICAL SKILLS							
	1	2	3	4	5	Satisfied %	Dissatisfied %
F6	0	1	1	0	2	75	25
F7	0	1	2	1	0	75	25



Sanjeev D. ...

Registrar
IFTM University
Moradabad

CREATIVE & INNOVATIVE

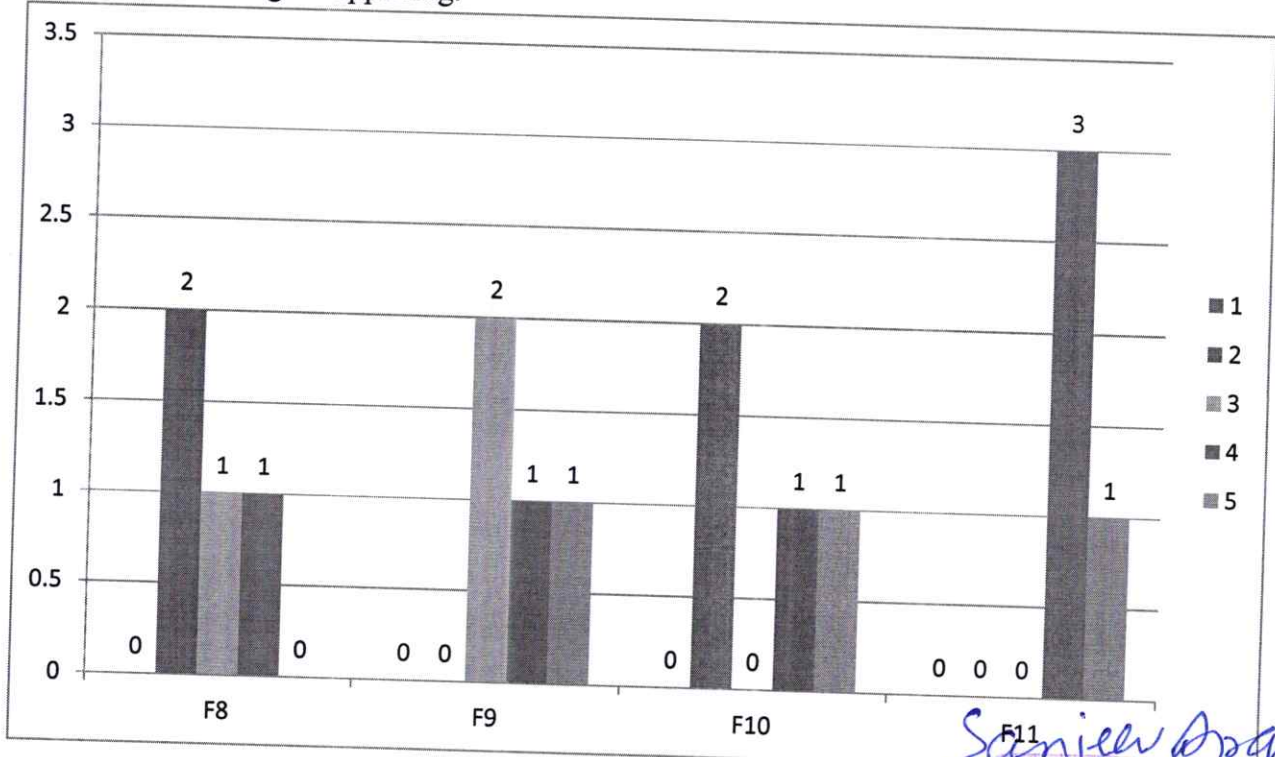
Novelty in ideas is a much desired trait in these turbulent times with unprecedented challenges. The students who joined the industry were evaluated with the help of following factors.

- a. F8: Creative in response to workplace challenges
- b. F9: Developing practical solutions to work place problems
- c. F10: Open to new ideas and learning new techniques
- d. F11: Innovativeness and creativity

Most of the employers found the new recruits as average.

CREATIVE & INNOVATIVE							
	1	2	3	4	5	Satisfied %	Dissatisfied %
F8	0	2	1	1	0	50	50
F9	0	0	2	1	1	100	0
F10	0	2	0	1	1	50	50
F11	0	0	0	3	1	100	0

The survey revealed that creativity quotient in students is relatively low and their desire to learn newer things is appalling.



Sanjeev Arora

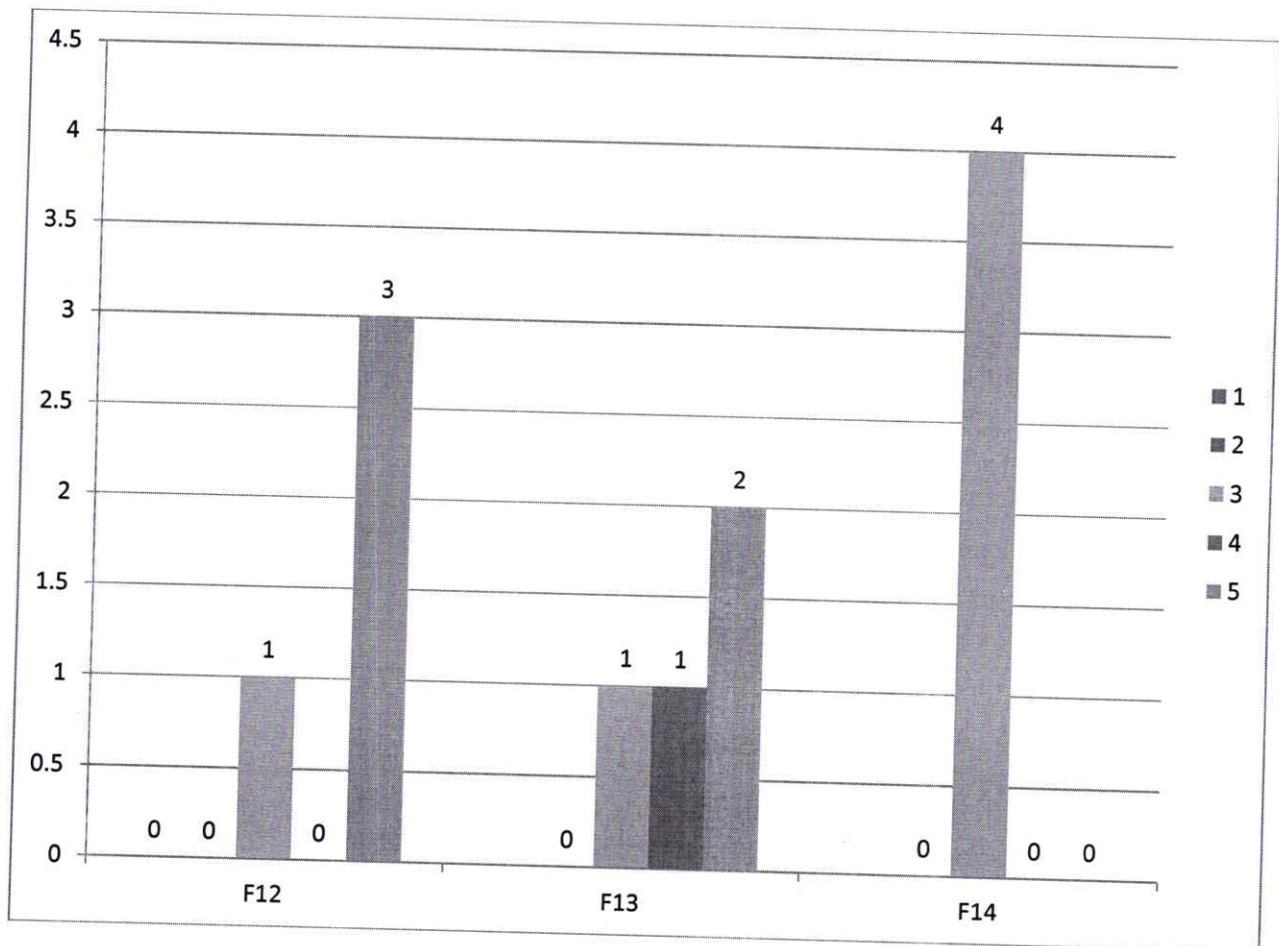
Registrar
IFTM University
Moradabad

FUNCTIONAL COMPETENCY

The functional competency of the newly inducted professionals was found excellent. Employers felt that the students were prepared well for the demands of the industry. They found the students willing to take up extra responsibility and work over the extended hours.

- a. F12: Ability to take up extra responsibility.
- b. F13: Ability to contribute to the goal of the organization
- c. F14: Obligation to work beyond schedule if required

FUNCTIONAL COMPETENCY							
	1	2	3	4	5	Satisfied %	Dissatisfied %
F12	0	0	1	0	3	100	0
F13	0	0	1	1	2	100	0
F14	0	0	4	0	0	100	0



Sanjeev Daxwal

Registrar
IFTM University
Moradabad

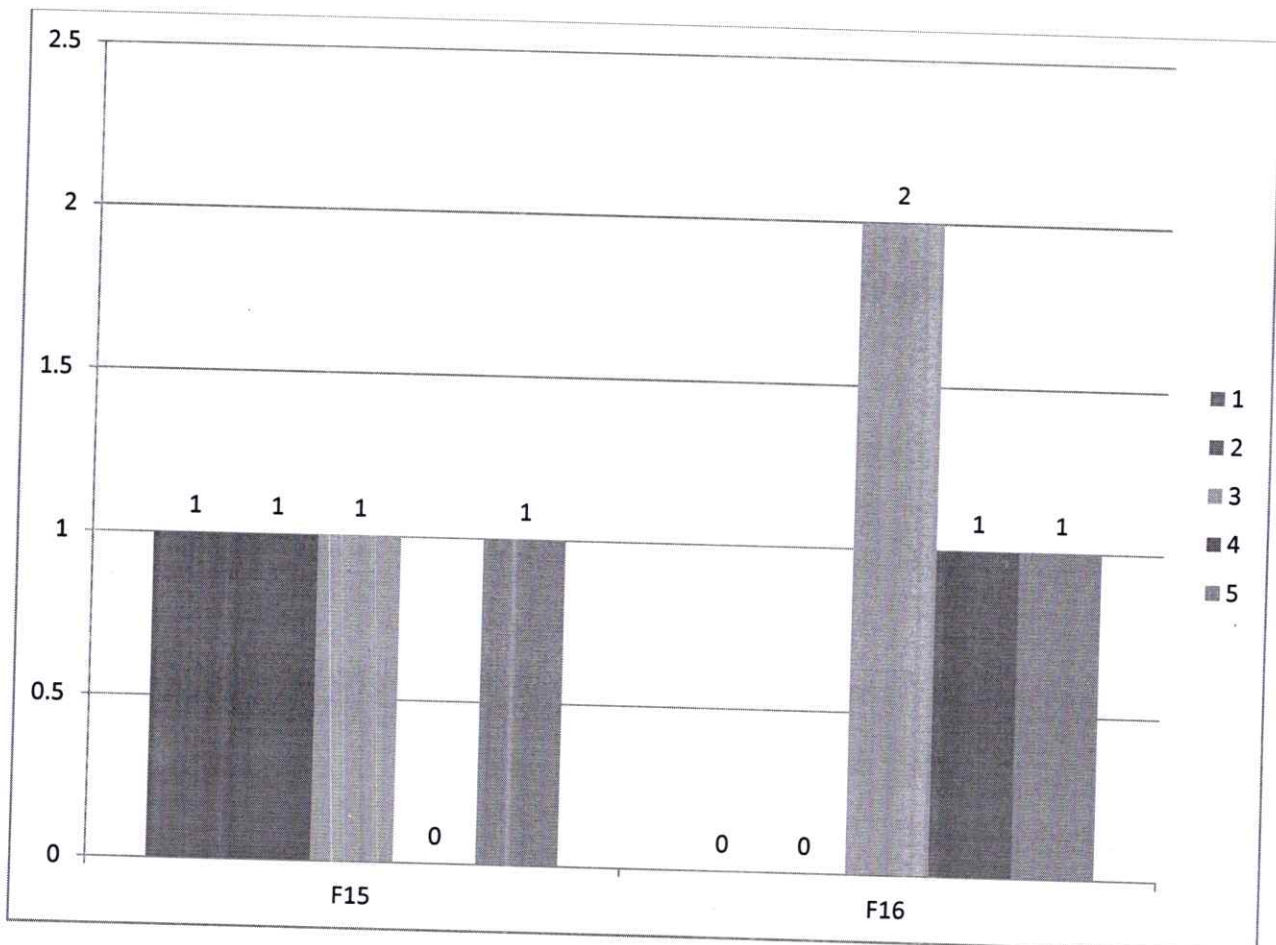
LEADERSHIP SKILLS

The leadership skill is an inevitable requirement for a modern professional, irrespective of their domain. In the survey it was found that the students need to develop more of them to sustain in a highly competitive environment.

- a. F15: Ability to manage/leadership qualities
- b. F16: Their planning and organization skills

Only 50% of the respondents found the new recruits demonstrating leadership qualities at work place. However, the respondents were happy and positive about the planning and organization skills demonstrated by the recruited students.

LEADERSHIP SKILLS							
	1	2	3	4	5	Satisfied %	Dissatisfied %
F15	1	1	1	0	1	50	50
F16	0	0	2	1	1	100	0



Sanjeev B. Sawal
 Registrar
 IFTM University
 Moradabad

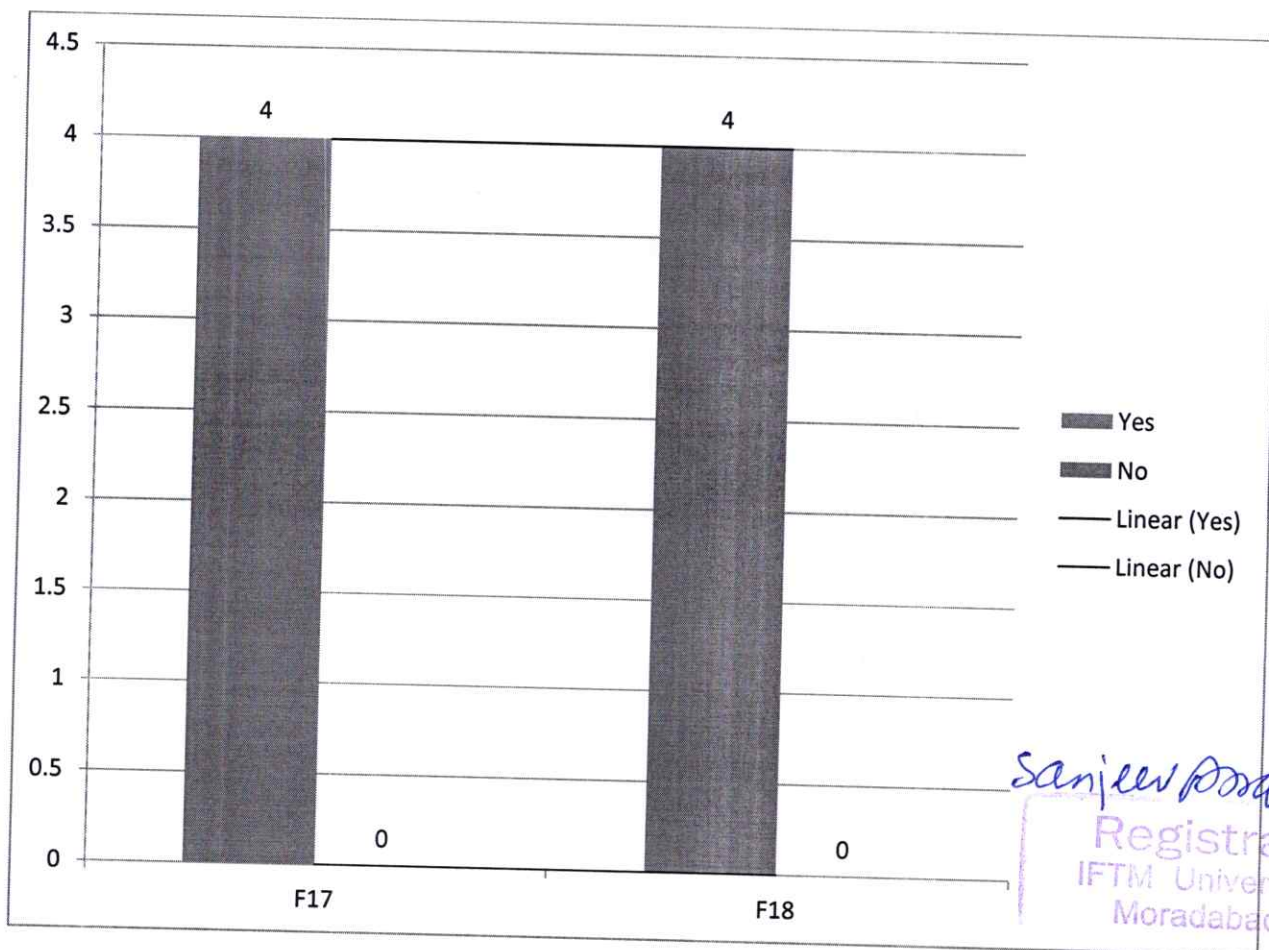
EMPLOYERS' SATISFACTION & FUTURE INTENTION

The survey revealed that employers have strong preference for IFTM University and its students for their future campus drives. Almost all of them were found to have plans for doing campus drives in future too.

To measure performance in this area, responses were sought on the following factors –

- a. F17: Would you like to recruit more students from IFTMU?
- b. F18: Would you refer us to other organization(s)?

EMPLOYERS' SATISFACTION & FUTURE INTENTION				
	Yes	No	Satisfied %	Dissatisfied %
F17	4	0	100	0
F18	4	0	100	0



Sanjeev Prasad
 Registrar
 IFTM University
 Moradabad

*** LAST PAGE OF THE REPORT ***



आईएफटीएम विश्वविद्यालय, मुरादाबाद, उत्तर प्रदेश
IFTM University, Moradabad, Uttar Pradesh
NAAC ACCREDITED

TEACHERS' FEEDBACK REPORT
SCHOOL OF PHARMACEUTICAL SCIENCES
2021-22

Sanjeev Arora

Registrar
IFTM University
Moradabad

RESEARCH METHODOLOGY

Data Type:	Primary
Data Collection Tool:	Survey (Online)
Sample Size:	34
Sample Frame:	Teachers teaching at IFTM University in 2021-22 in School of Pharmaceutical Sciences
Sampling:	Probability Sampling
Questionnaire:	5-point Likert scale (Strongly Disagree – 1, Disagree – 2, Neither Agree Nor Disagree – 3, Agree – 4, Strongly Agree - 5)

Sanjiv Dhanraj
Registrar
IFTM University
Moradabad

Teachers are the backbone of any academic institute. No academic institute can thrive, unless its faculty is not satisfied. In its pursuit of excellence, IQAC at IFTM University conducts a teacher's survey every year; to learn about any scope of improvement in its functioning.

The survey attempted to capture the satisfaction level of teachers in reference to the following 6 areas viz.

- a. *Curriculum / Syllabus*
- b. *Examination & Evaluation*
- c. *Facilities*
- d. *Course Content & Books*
- e. *Freedom*
- f. *Friendly & Favorable Environment*

Performance in these areas gets measured through responses given to specific questions (factors) in the questionnaire (Teachers' Feedback Survey). In 2021-22, 34 faculty members participated in the survey from School of Pharmaceutical Sciences. The findings of the survey 2021-22 on the above mentioned 6 areas are presented in the following section.

Sanjeev Oswal
Registrar
IFTM University
Moradabad

CURRICULUM / SYLLABUS

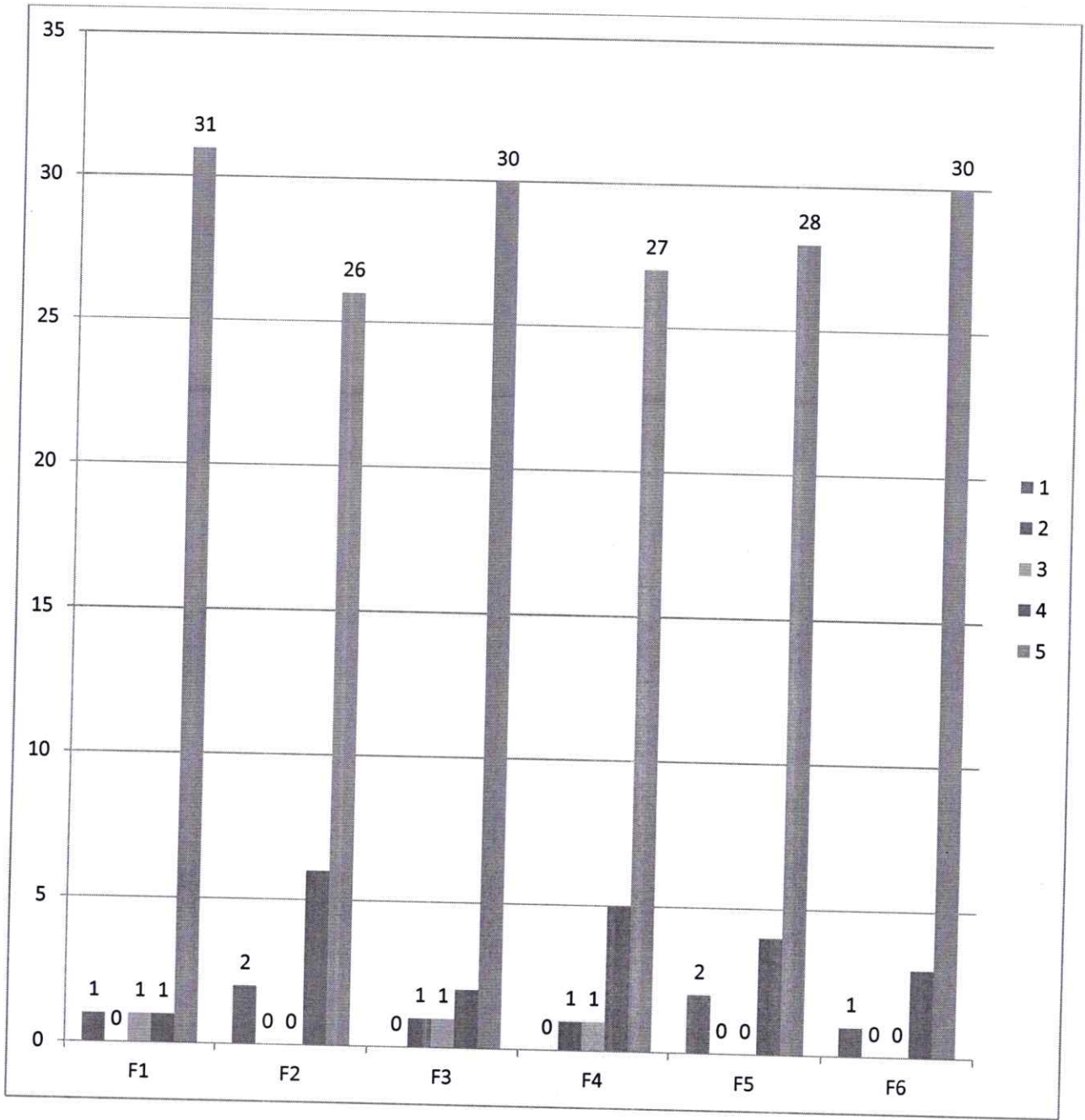
The curriculum is the road map for a student. If well designed, it helps them embark upon the journey of personal joy and professional success.

1. F1: Syllabus is suitable to the course.
2. F2: Syllabus is need based.
3. F3: Aims and objectives of the syllabi are well defined and clear to teachers and students.
4. F4: The course/syllabus has good balance between theory and application.
5. F5: The course/syllabus has made me interested in the subject area.
6. F6: The course/syllabus of this subject increased my knowledge and perspective in the subject area.

94% of the respondents found the syllabus suitable to the course and need based. 97% of the respondents agreed that the aims and objectives of syllabi are well defined and clear to both teachers and students. 97% teachers agreed that the syllabus is well curated with a good balance between theory and practice. 97% agreed that the syllabus has made them inquisitive and interested in their respective subjects.

SYLLABUS / CURRICULUM							
	F1	F2	F3	F4	F5	F6	Average Rating
1	1	2	0	0	2	1	5
2	0	0	1	1	0	0	
3	1	0	1	1	0	0	
4	1	6	2	5	4	3	
5	31	26	30	27	28	30	
Average Rating	4.79	4.59	4.79	4.71	4.65	4.79	
No. of Participants in the survey	34	34	34	34	34	34	
% of teachers satisfied	97%	94%	97%	97%	94%	97%	
% of teachers dissatisfied	3%	6%	3%	3%	6%	3%	

Sanjeev Arora
 Registrar
 IFTM University
 Moradabad



Sanjeev Dhanraj

Registrar
IFTM University
Moradabad

EXAMINATION & EVALUATION

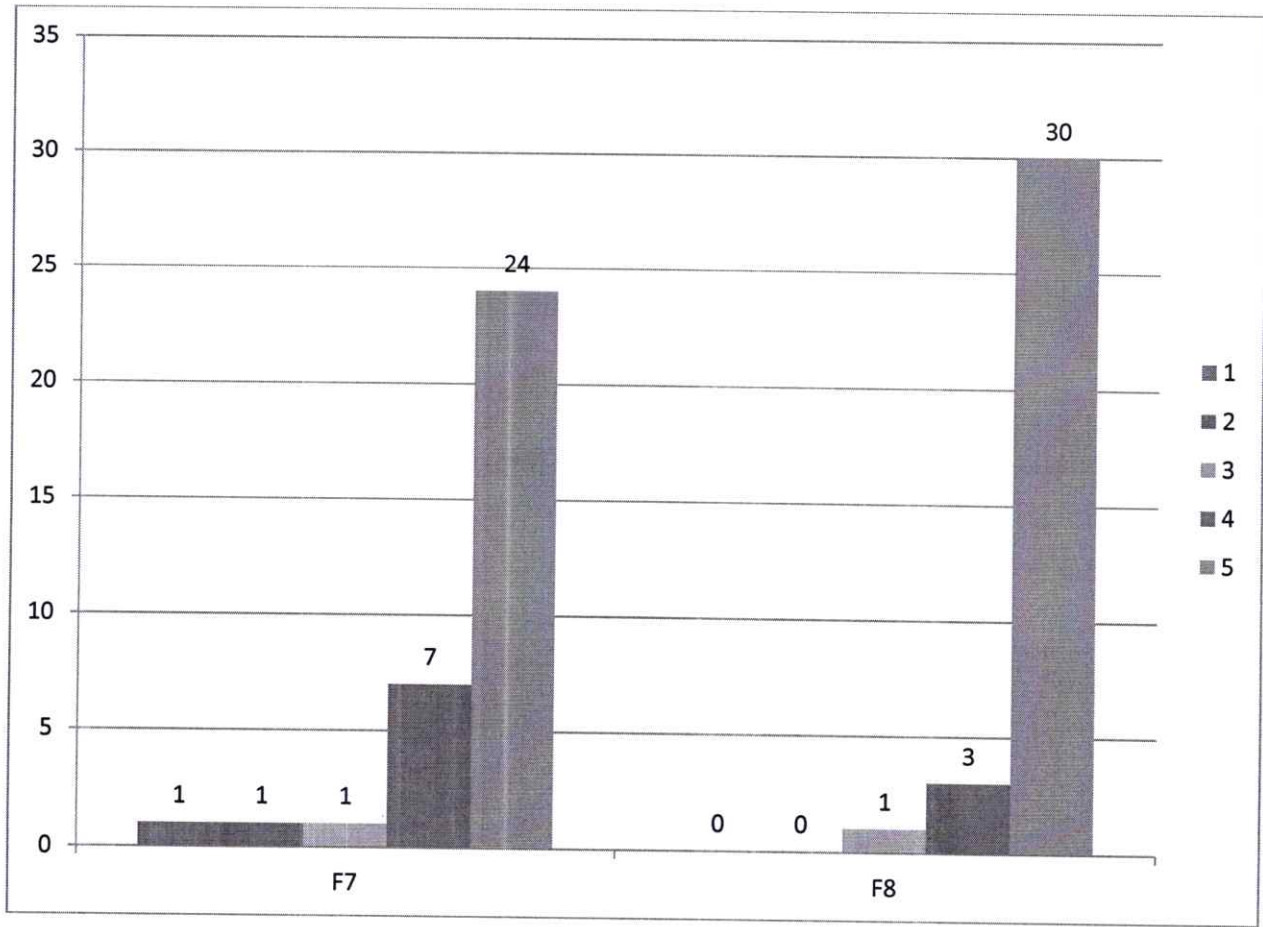
The examination and evaluation process at University is rigorous and conducive to the development of its students.

1. F7: The course/ programme of studies carry sufficient number of optional papers.
2. F8: Tests and examinations are conducted well in time with proper coverage of all units in the syllabus.

Out of 34 respondents, all the faculty members agreed that the examinations are conducted well on time and covers the entire syllabus. 94% faculty members opined that courses have ample number of optional papers.

EXAMINATION & EVALUATION			
	F7	F8	Average Rating
1	1	0	5
2	1	0	
3	1	1	
4	7	3	
5	24	30	
Average Rating	4.53	4.85	
No. of Participants in the survey	34	34	
% of teachers satisfied	94%	100%	
% of teachers dissatisfied	6%	0%	


 Registrar
 IFTM University
 Moradabad



Sanjeev Oswal
 Registrar
 IFTM University
 Moradabad

FACILITIES

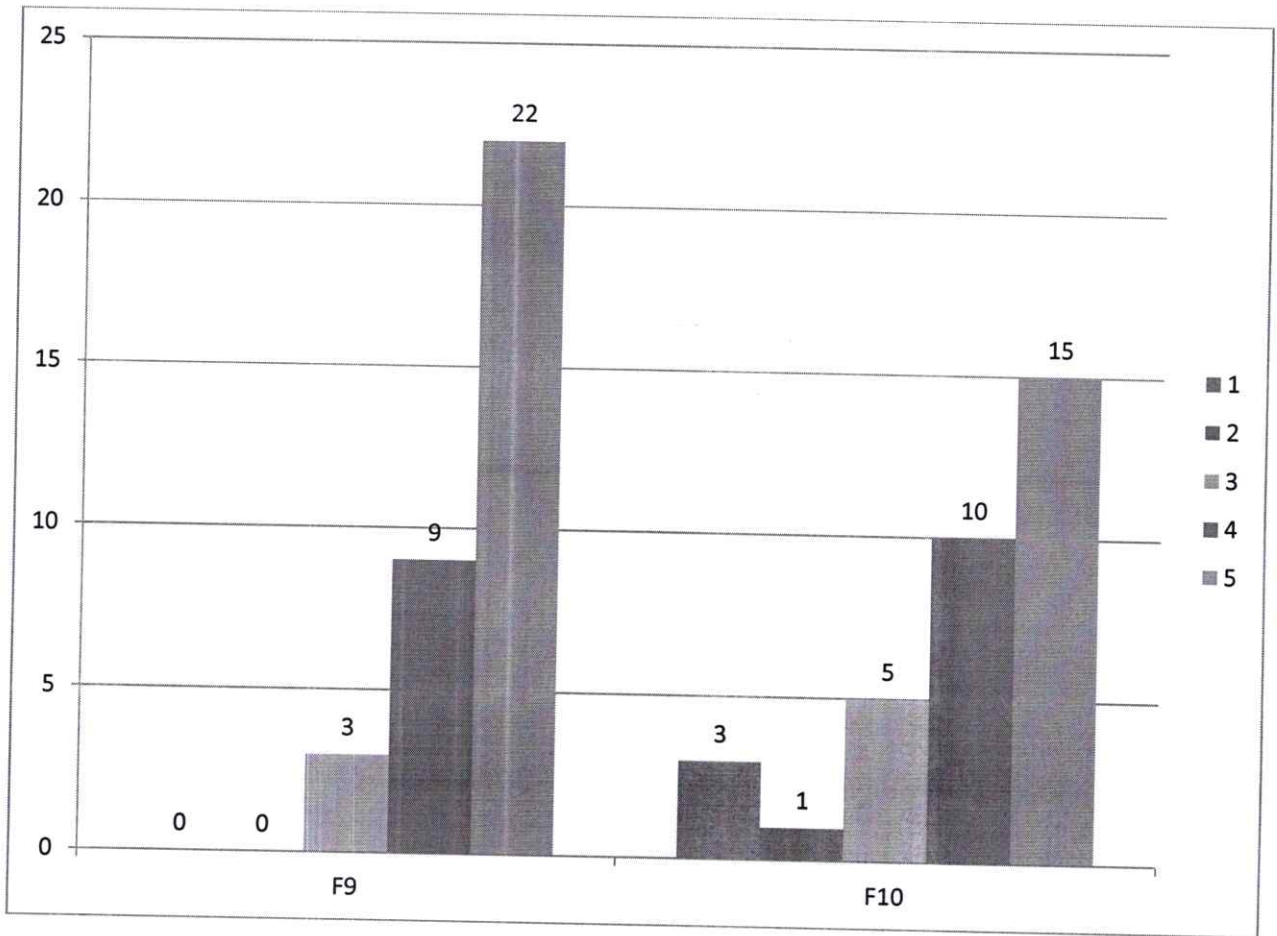
The University also believes that basic amenities like hygienic washrooms, a neat personal space to work, and reading room are essential to a teacher.

1. F9: Infrastructural facilities, such as teacher's rooms/carrels, class rooms, reading rooms and toilets are available in the Department.
2. F10: Staff canteen is available at the faculty level.

FACILITIES			
	F9	F10	Average Rating
1	0	3	4
2	0	1	
3	3	5	
4	9	10	
5	22	15	
Average Rating	4.56	3.97	
No. of Participants in the survey	34	34	
% of teachers satisfied	100%	88%	
% of teachers dissatisfied	0%	12%	

While all the faculty members were found satisfied with various facilities and infrastructure meant for them; about 12% of the faculty members felt the need of a dedicated canteen at the department level.

Sanjeev Anand
 Registrar
 IFTM University
 Moradabad



Sanjeev Agarwal
 Registrar
 IFTM University
 Moradabad

COURSE CONTENT & BOOKS

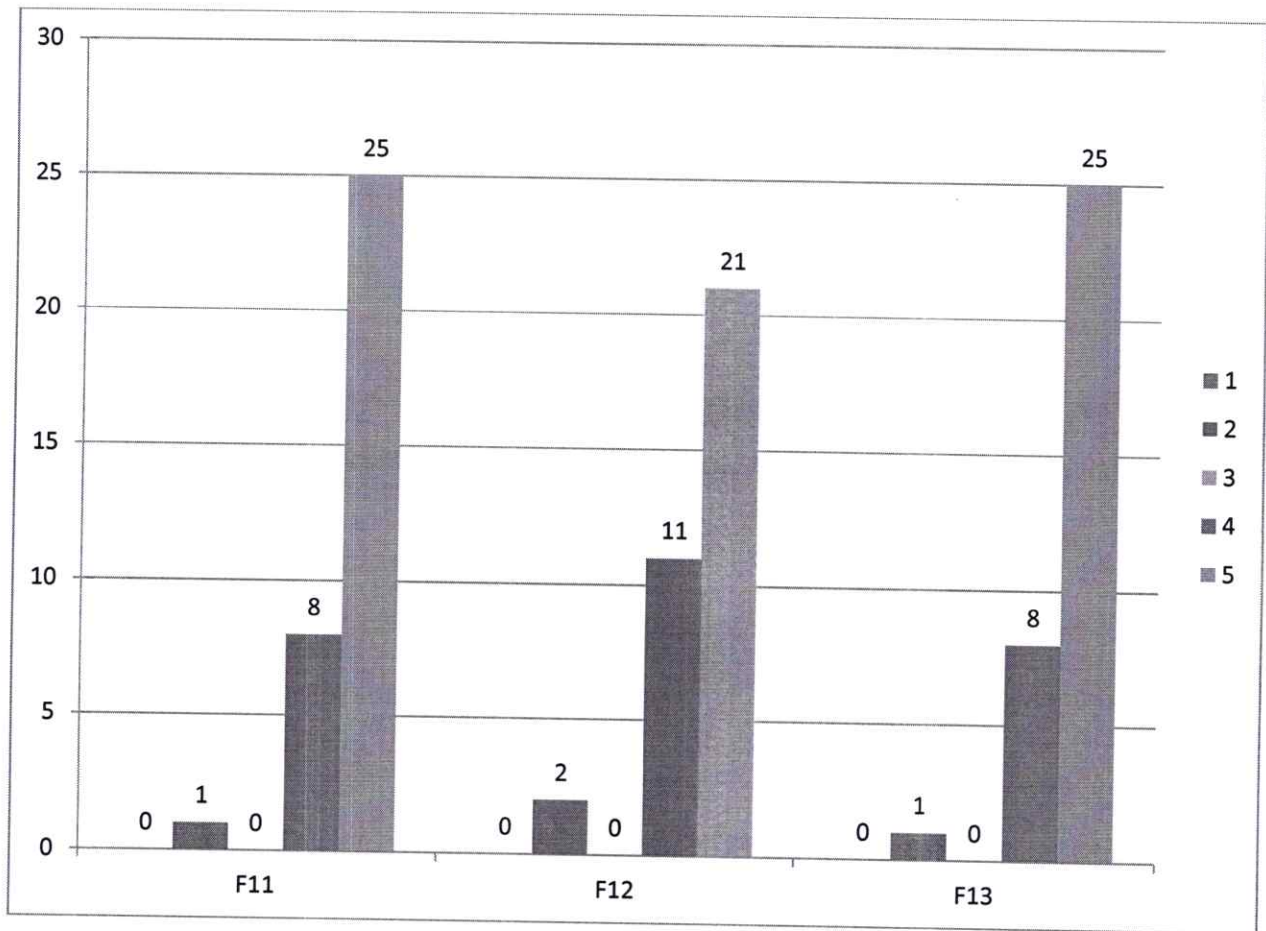
Availability of reference material, books and other forms of literature is important not only for students but teachers too. The performance on course content and books was measured through following 3 factors:

1. F11: Course content is followed by corresponding reference materials.
2. F12: Sufficient number of prescribed books is available in the library.
3. F13: The books prescribed/ listed as reference materials are relevant, updated appropriate.

97% of the respondents agreed that the course content is followed by relevant reference material. 94% of the respondents reflected their contentment with the availability of books in the library. Most of the respondents found the books, relevant and updated.

COURSE CONTENT & BOOKS				
	F11	F12	F13	Average Rating
1	0	0	0	5
2	1	2	1	
3	0	0	0	
4	8	11	8	
5	25	21	25	
Average Rating	4.68	4.50	4.68	
No. of Participants in the survey	34	34	34	
% of teachers satisfied	97%	94%	97%	
% of teachers dissatisfied	3%	6%	3%	

Sanjeev Bhaswal
 Registrar
 IFTM University
 Moradabad



Sanjeev Arora

Registrar
IFTM University
Moradabad

FREEDOM


Freedom to bring novelty at work place, including in curriculum and pedagogy sans any reservations help an academicians unleash his true potential. It not only benefits the academia but also enrich the experience of all the stake holders.

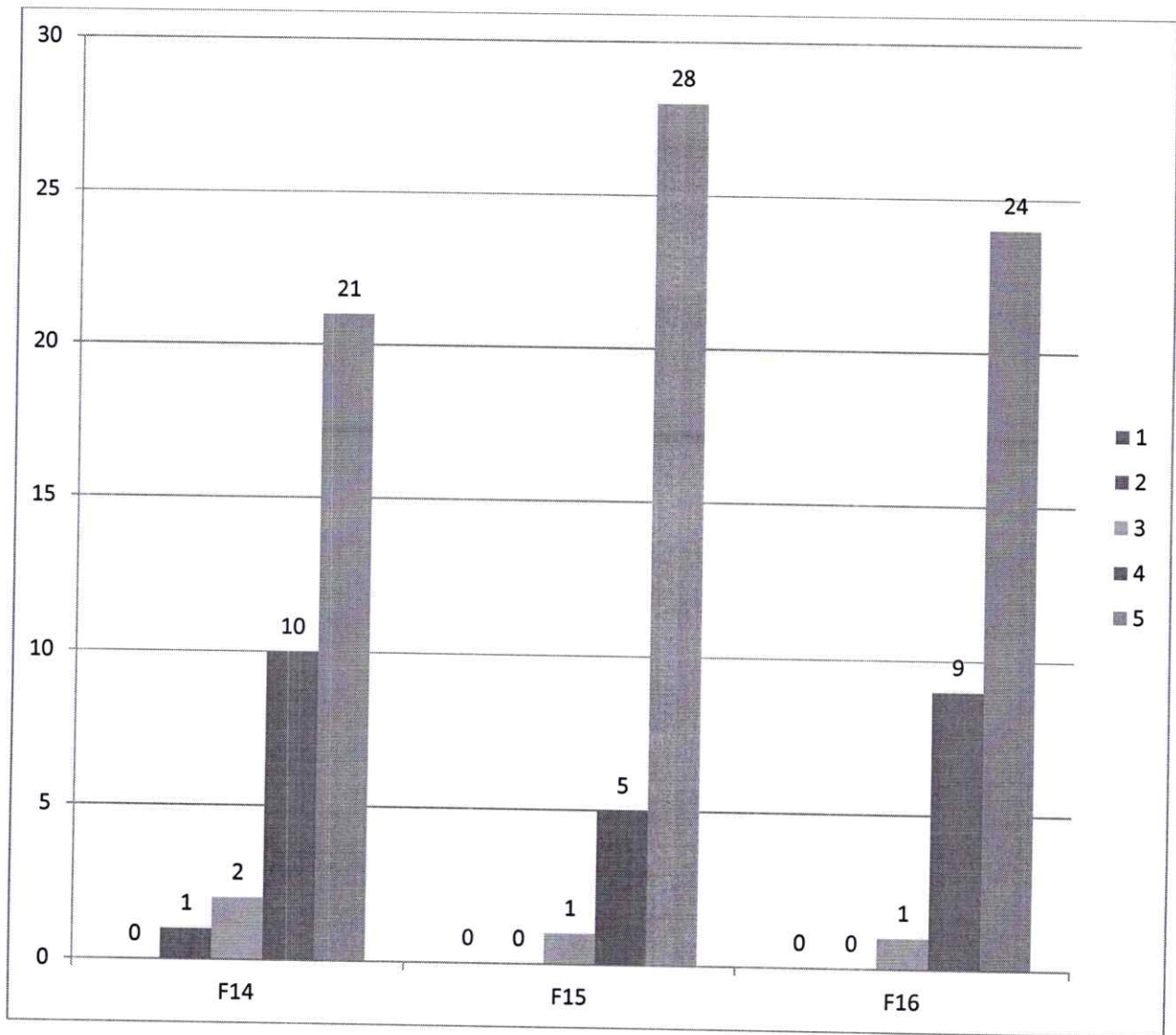
To measure performance in this area, responses were sought on the following factors –

1. F14: I have the freedom to propose, modify, suggest and incorporate new topics in the syllabus.
2. F15: I have the freedom to adopt new techniques/strategies of teaching such as seminar presentations, group discussions and learners' participation.
3. F16: I have the freedom to adopt/adapt new techniques/strategies of testing and assessment of students.

Most of the respondents agreed that they have the required freedom to propose new topics in the syllabus. 97% of the respondents confirmed that they have the freedom to adopt new techniques of teaching. All the teachers also confirmed that they have the freedom to use new methods of assessment in the class.

FREEDOM				
	F14	F15	F16	Average Rating
1	0	0	0	5
2	1	0	0	
3	2	1	1	
4	10	5	9	
5	21	28	24	
Average Rating	4.50	4.79	4.68	
No. of Participants in the survey	34	34	34	
% of teachers satisfied	97%	100%	100%	
% of teachers dissatisfied	3%	0%	0%	


 Registrar
 IFTM University
 Moradabad



Sanjeev Dssawel
 Registrar
 IFTM University
 Moradabad

FRIENDLY & FAVOURABLE ENVIRONMENT

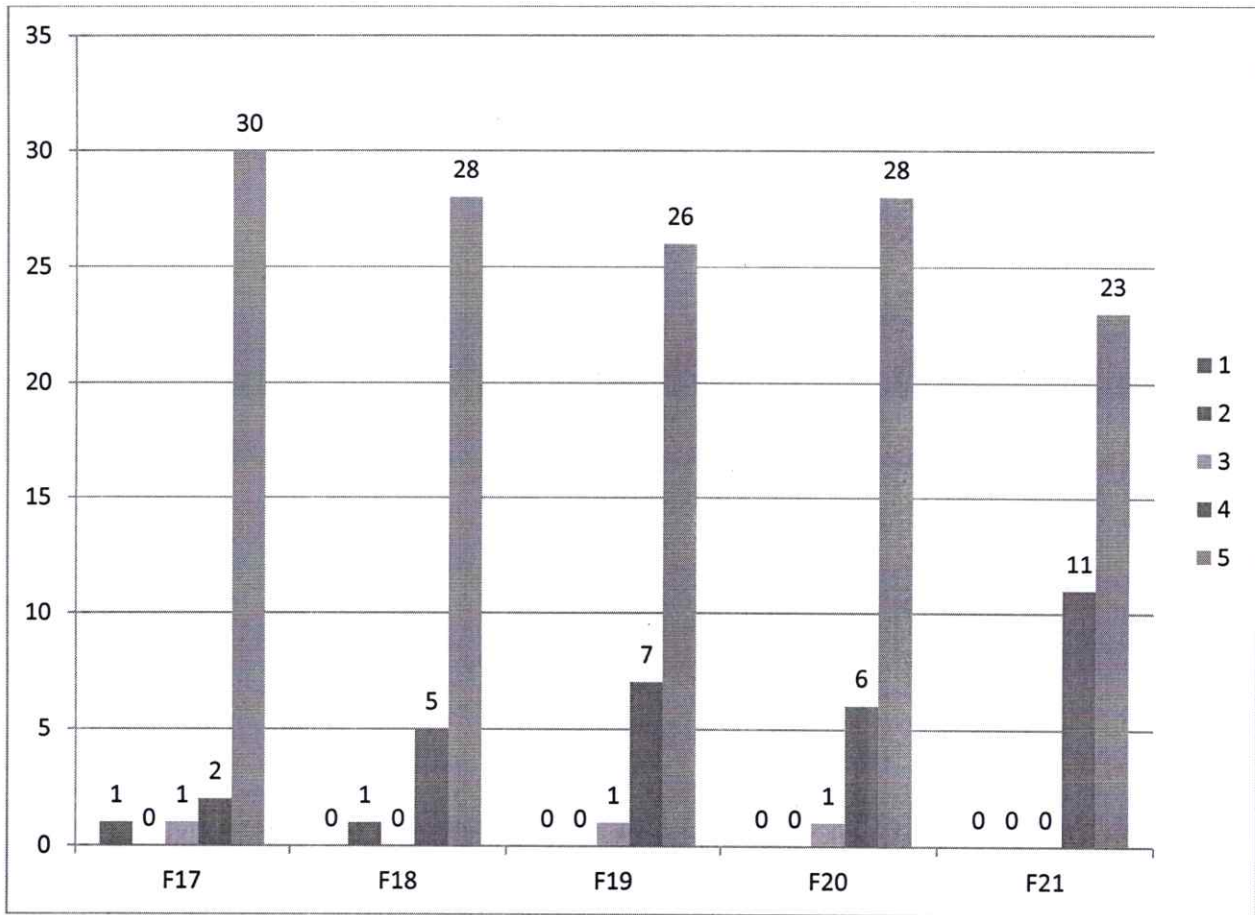
A friendly environment and favorable policies help faculty delivering their best. To measure the performance in this area, responses from faculty members were sought on the following factors –

1. F17: The environment in the department is conducive to teaching and research.
2. F18: The administration is teacher friendly.
3. F19: The University provides adequate and smooth support for projects and research facilities.
4. F20: The University provides adequate funding and support to faculty members for upgrading their skills and qualifications.
5. F21: Provisions for professional development are non-discriminatory and fair.

FRIENDLY & FAVOURABLE ENVIRONMENT						
	F17	F18	F19	F20	F21	Average Rating
1	1	0	0	0	0	5
2	0	1	0	0	0	
3	1	0	1	1	0	
4	2	5	7	6	11	
5	30	28	26	28	23	
Average Rating	4.76	4.76	4.74	4.77	4.68	
No. of Participants in the survey	34	34	34	35	34	
% of teachers satisfied	97%	97%	100%	100%	100%	
% of teachers dissatisfied	3%	3%	0%	0%	0%	

Most of the faculty members agreed that the environment at the University and its policies are very conducive for teaching and undertaking research projects. 100% respondents agreed that the support they get from the administration has enabled them to perform their duties in a better manner.

Sanjeev D. Rawal
 Registrar
 IFTM University
 Moradabad



Sanjeev Bhanu

Registrar
IFTM University
Moradabad

*** LAST PAGE OF THE REPORT ***



आईएफटीएम विश्वविद्यालय, मुरादाबाद, उत्तर प्रदेश
IFTM University, Moradabad, Uttar Pradesh
NAAC ACCREDITED

CURRICULUM FEEDBACK REPORT

SCHOOL OF PHARMACEUTICAL SCIENCES

2021-22

Sanjeev Agrawal

Registrar
IFTM University
Moradabad

RESEARCH METHODOLOGY

Data Type:	Primary
Data Collection Tool:	Survey (Online)
Sample Size:	104
Sample Frame:	Students of IFTM University studying in 2021-22 in School of Pharmaceutical Sciences
Sampling:	Probability Sampling
Questionnaire:	5-point Likert scale (with 5 being most satisfied and 1 being least satisfied)

Sanjeev B. B. B.
Registrar
IFTM University
Moradabad

Curriculum adopted by a University provides not only a structure for teaching; instead it's a measurable plan. It helps quantify the efforts being put by all the stake holders of the ecosystem. Its acceptance amongst all the stakeholders and suitability is a pre requisite to the ultimate purpose of learning and development, at the University.

To bridge any gap between the expectations and the perception in regards to the curriculum, an annual survey is conducted for all the key stakeholders' viz. students, teachers, alumni and employers.

Sanjeev D. D. D.

Registrar
IFTM University
Moradabad

SECTION – STUDENTS

Sanjeev Bora

Registrar
IFTM University
Moradabad

For students, the questionnaire captured responses on 3 themes viz.:

1. Acceptance of curriculum amongst students
2. Perceived relevance of the curriculum
3. Availability and acceptance of support material for subjects (curriculum)

Sanjeev Srivastava

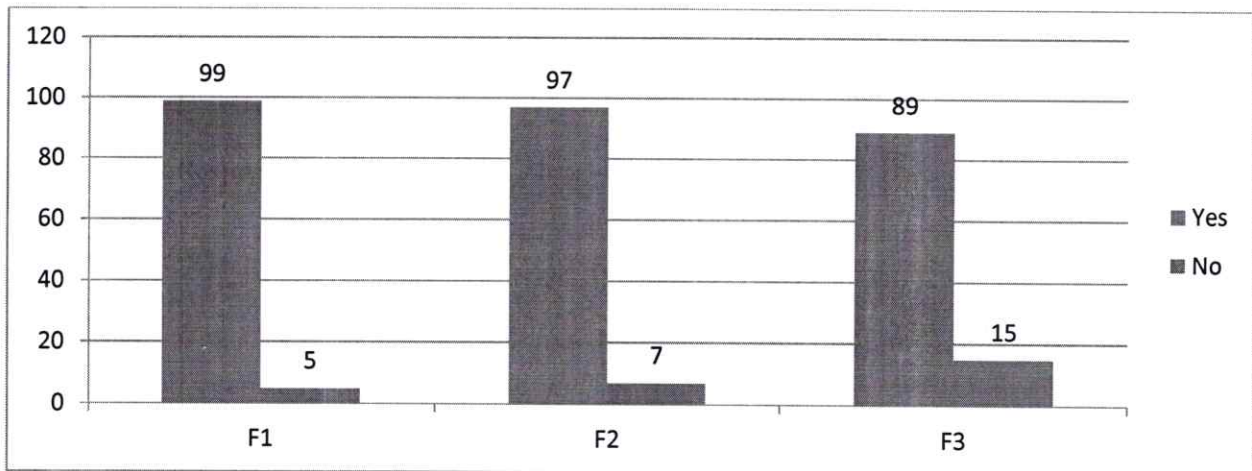
Registrar
IFTM University
Moradabad

ACCEPTANCE OF CURRICULUM AMONGST STUDENTS –

1. F1: I found the curriculum easy and interesting
2. F2: The instructions given in the curriculum is easy to follow
3. F3: The syllabus has good balance between theory and practical exercises

	ACCEPTANCE		
	F1	F2	F3
Yes	99	97	89
No	5	7	15
Total Responses	104	104	104
Yes %	95	93	86
No %	5	7	14

95% of the respondents found the curriculum easy, which indicates that the curriculum is designed well according to the aptitude level of the students at large. 93% of the respondents found it easy to follow the instructions given in the curriculum. However, 14% of the students felt the need for some adjustment between theory and practical activities.



Sanjeev Bora

Registrar
IFTM University
Moradabad

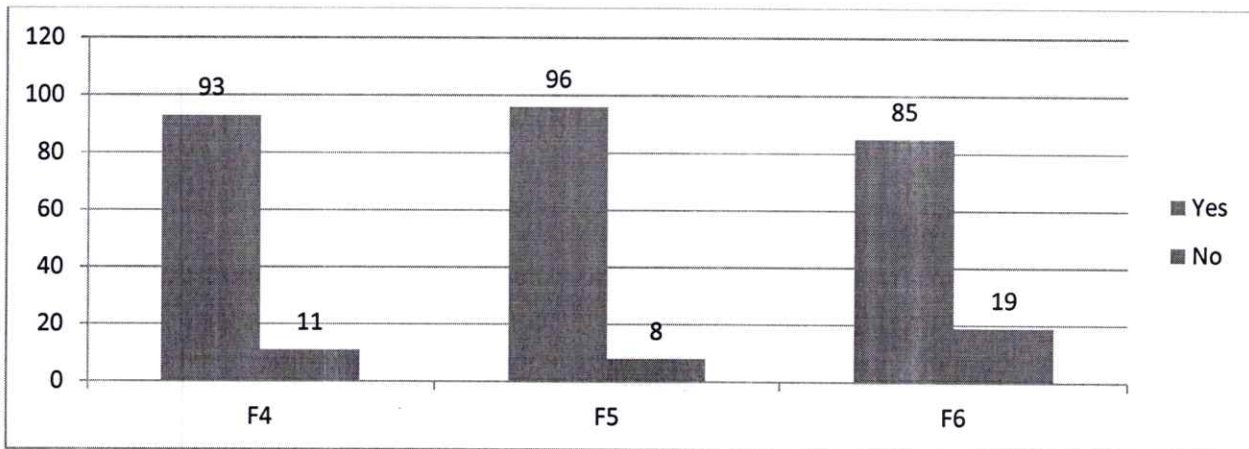
PERCEIVED RELEVANCE OF THE CURRICULUM –

- 4. F4: The subjects are relevant to my future job aspirations
- 5. F5: The subjects are very practical and seems applicable in daily life
- 6. F6: The course has helped me develop my personality

	PERCEIVED RELEVANCE		
	F4	F5	F6
Yes	93	96	85
No	11	8	19
Total Responses	104	104	104
Yes %	89	92	82
No %	11	8	18

89% respondents found the subjects practical and having application in real life. 92% of the students found the subjects relevant according to their future job aspirations. However, 18% of the respondents felt the need for personality development classes in their course.

While responses reflect the acceptance, usefulness and contemporary nature of the curriculum at the university; it also highlights the areas for further improvement.



Sanjeev Arora

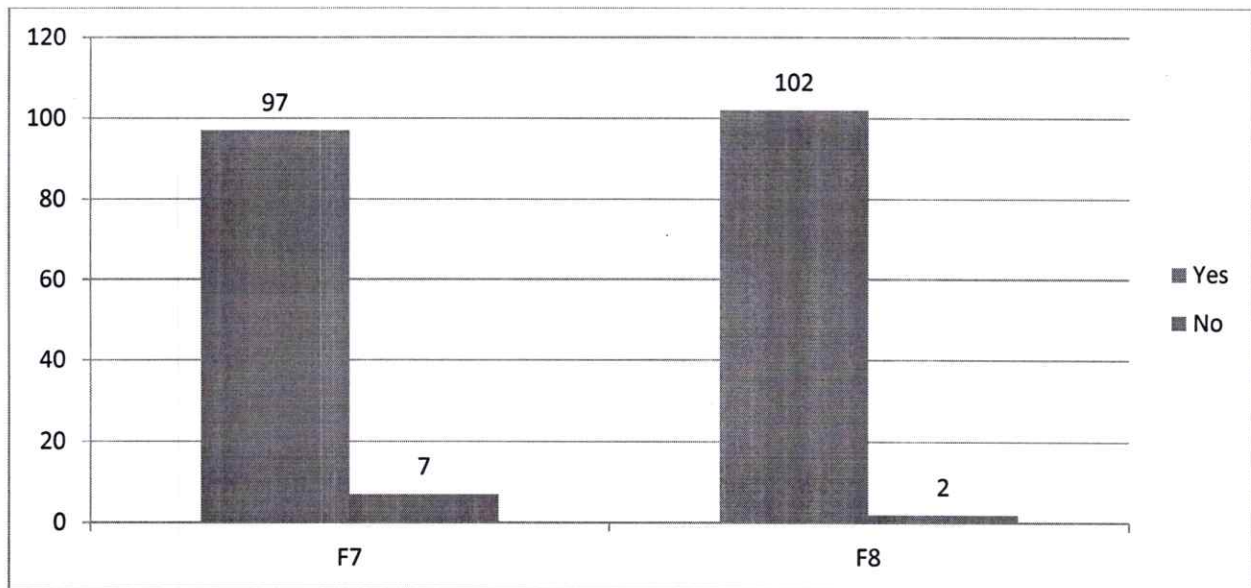
Registrar
IFTM University
Moradabad

SUPPORT MATERIAL FOR SUBJECTS (CURRICULUM) –

- 7. F7: The reading material and references of the subject are easily available
- 8. F8: Course content is followed by corresponding reference materials?
- 9. F9: What other changes would you like to suggest improving the curriculum / course?

	SUPPORT MATERIAL	
	F7	F8
Yes	97	102
No	7	2
Total Responses	104	104
Yes %	93	98
No %	7	2

While, 98% of the respondents opined that they were provided with the reference material, 93% of the students shared that the required reading material is ubiquitously available.



Sanjeev Doraival

Registrar
IFTM University
Moradabad

SECTION – TEACHERS

Sanjeev Bhowal

Registrar
IFTM University
Moradabad

RESEARCH METHODOLOGY

Data Type:	Primary
Data Collection Tool:	Survey (Online)
Sample Size:	34
Sample Frame:	Teachers of IFTM University in 2021-22 in School of Pharmaceutical Sciences
Sampling:	Probability Sampling
Questionnaire:	5-point Likert scale (with 5 being most satisfied and 1 being least satisfied)

Sanjeev Saxena
Registrar
IFTM University
Moradabad

For teachers, the questionnaire captures responses in the following areas:

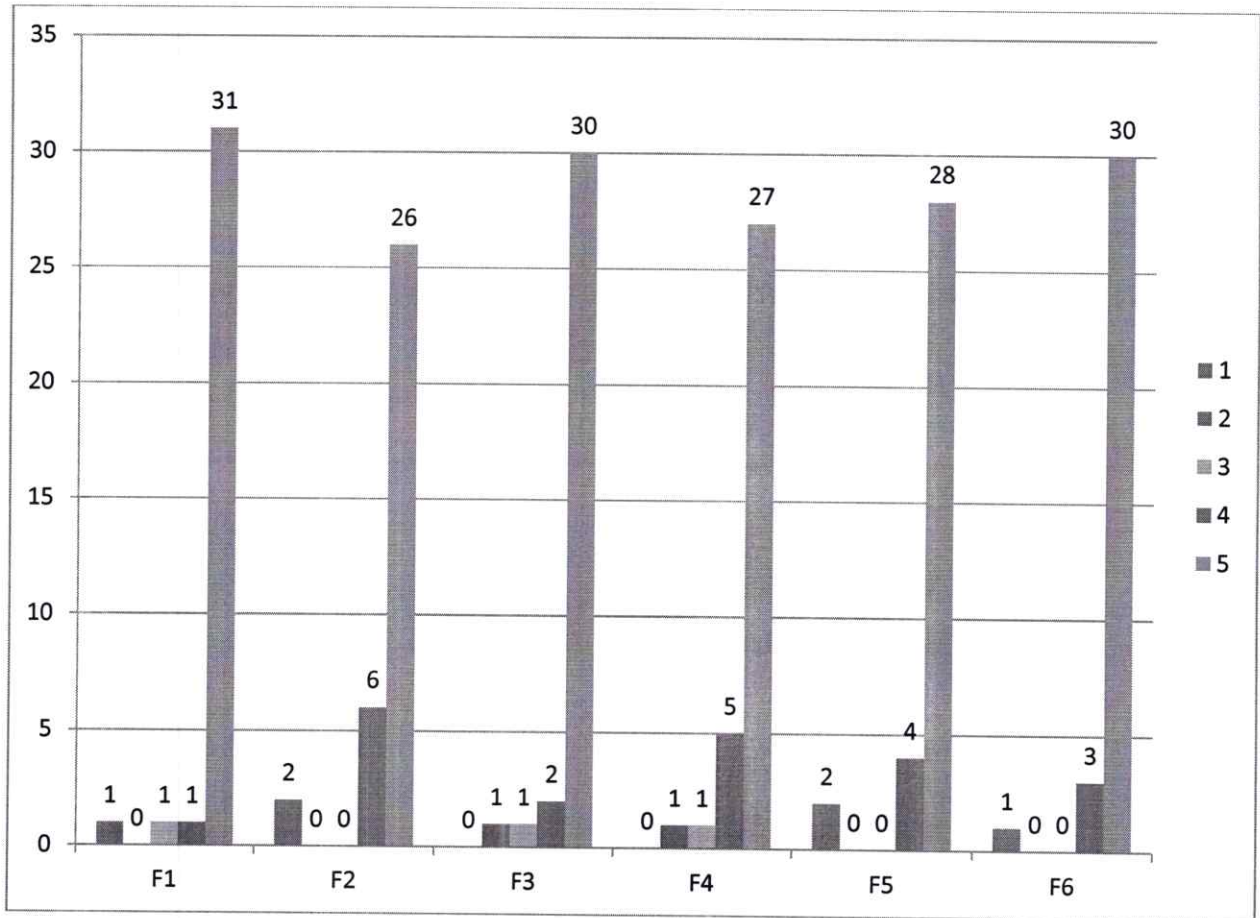
- a. F1: Syllabus is suitable to the course
- b. F2: Syllabus is need based
- c. F3: Aims and objectives of the syllabi are well defined and clear to teachers and students
- d. F4: The course/syllabus has good balance between theory and application.
- e. F5: The course/syllabus has made me interested in the subject area.
- f. F6: The course/syllabus of this subject increased my knowledge and perspective in the subject area

SYLLABUS / CURRICULUM							
Ratings	F1	F2	F3	F4	F5	F6	Average Rating
1	1	2	0	0	2	1	5
2	0	0	1	1	0	0	
3	1	0	1	1	0	0	
4	1	6	2	5	4	3	
5	31	26	30	27	28	30	
Average Rating	4.79	4.59	4.79	4.71	4.65	4.79	
No. of Participants in the survey	34	34	34	34	34	34	
% of teachers satisfied	97%	94%	97%	97%	94%	97%	
% of teachers dissatisfied	3%	6%	3%	3%	6%	3%	

97% of the respondents found the syllabus suitable to the course and need based. Most of the respondents agreed that the aims and objectives of syllabi are well defined and clear to both teachers and students. 97% teachers agreed that the syllabus is well curated with a good balance between theory and practice. 94% agreed that the syllabus has made them inquisitive and interested in their respective subjects.

Sanjeev Dhand

Registrar
IFTM University
Moradabad



Sanjeev Arora

Registrar
IFTM University
Moradabad

SECTION – ALUMNI

Sanjeev Doodwal

Registrar
IFTM University
Moradabad

RESEARCH METHODOLOGY

Data Type:	Primary
Data Collection Tool:	Survey (Online)
Sample Size:	18
Sample Frame:	Students of IFTM University who passed out of the University before 2021-22 in School of Pharmaceutical Sciences
Sampling:	Non Probability Sampling
Questionnaire:	5-point Likert scale (with 5 being most satisfied and 1 being least satisfied)

Sanjeev D. D. D.
Registrar
IFTM University
Moradabad

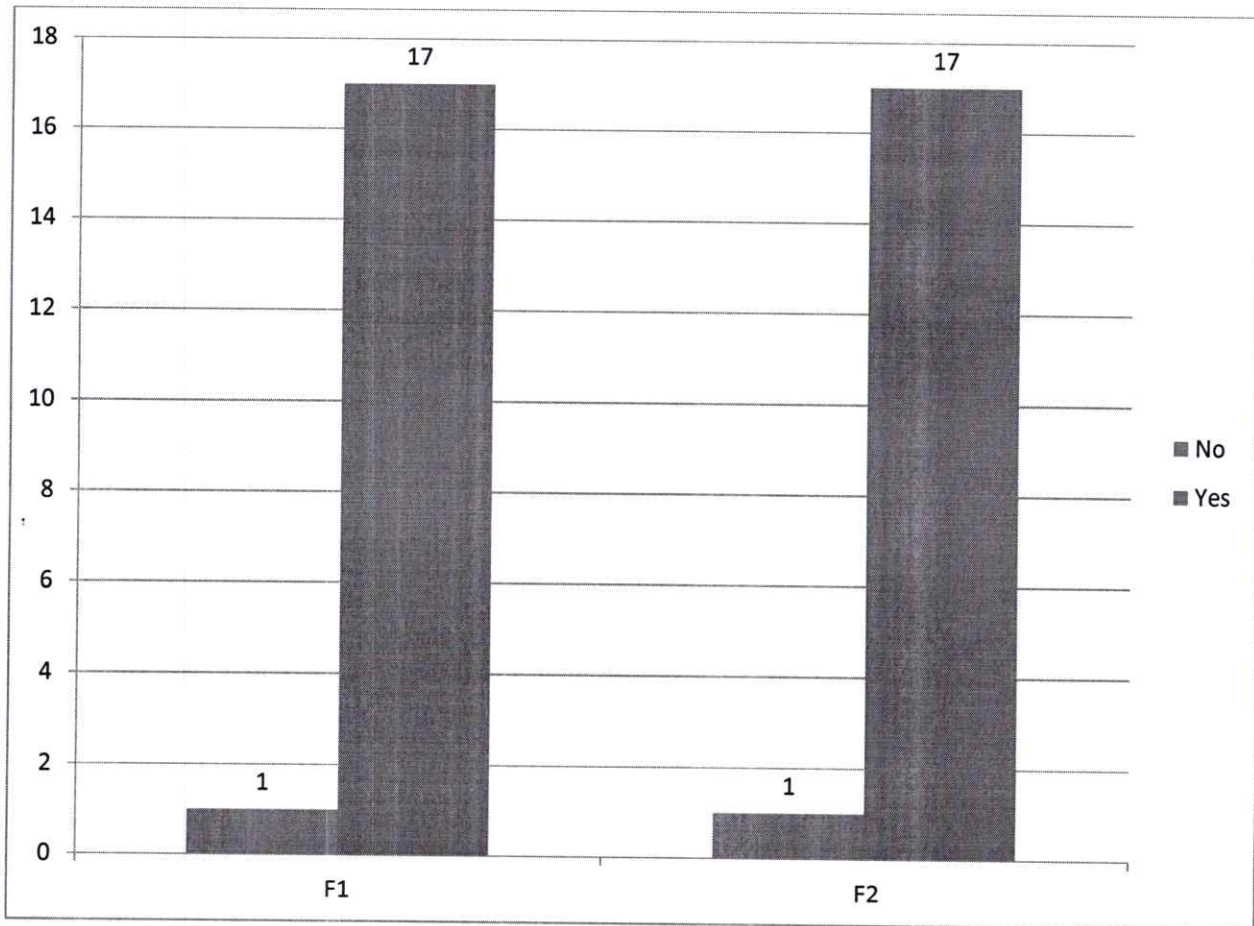
The responses of the alumni are likely to be free of any biases of any kind. To capture the responses of these erstwhile students of the University, an online survey is conducted every year. Amongst the many other dimensions, curriculum stands as the most important one.

The former students were asked dichotomous questions about:

- a. F1: Have you obtained sufficient know-how (both in theory and practice) at IFTMU?
- b. F2: Is the education imparted at IFTMU useful and relevant in your present job?

	No	Yes	Grand Total	Agreed Percentage	Disagreed Percentage
F1	1	17	18	94	6
F2	1	17	18	94	6

The survey revealed that 94% of the alumni found the education imparted i.e. curriculum at the University useful and relevant.



Sanjeev Boraud
 Registrar
 IFTM University
 Moradabad

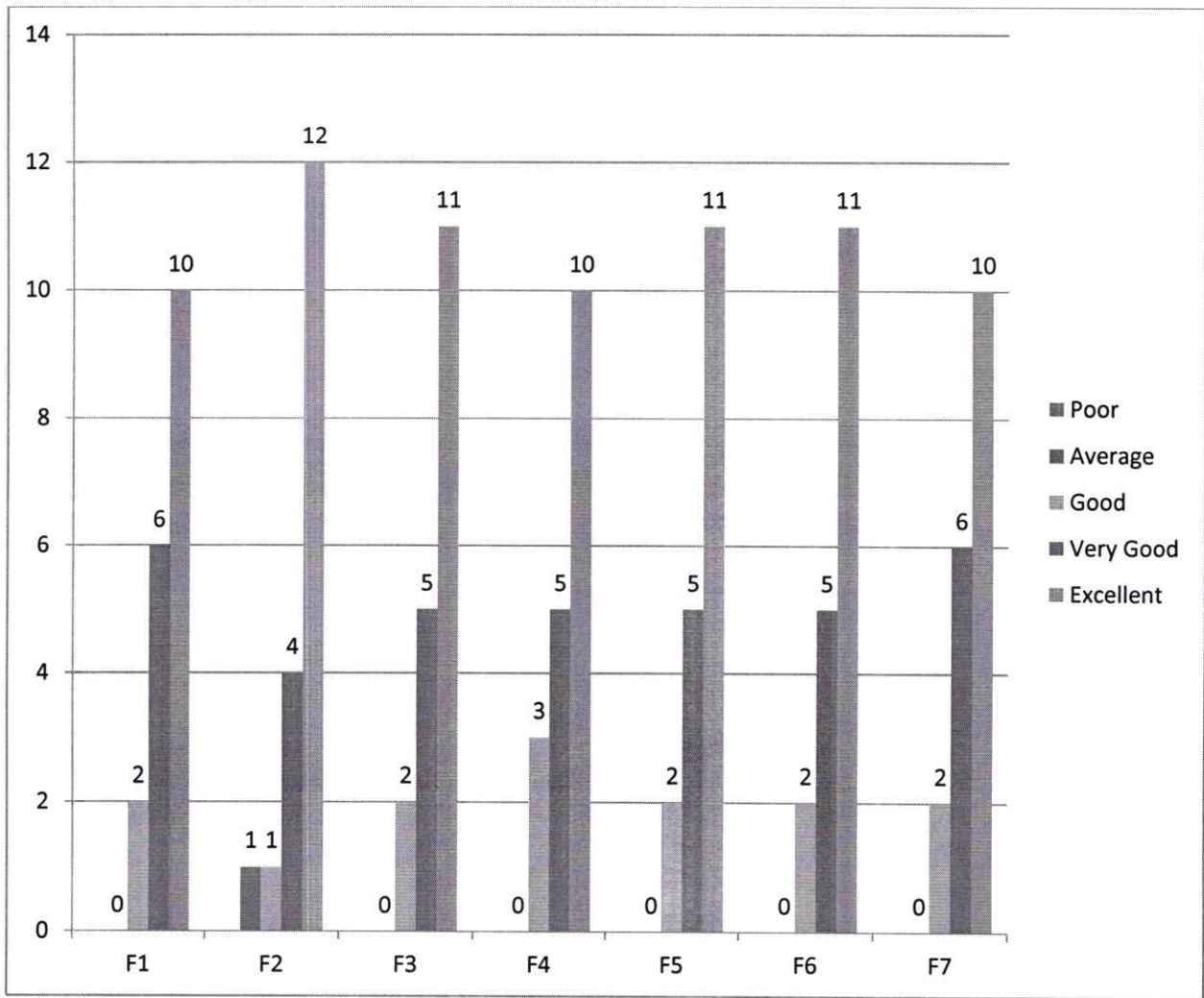
To understand the scenario better, some responses were sought on a 5 point scale, viz. for the factors:

- a. F1: Significance of the course(s) that you learnt in relation to your current job
- b. F2: Learning experience in terms of their relevance to the real life application
- c. F3: Professional courses and their suitability to the Industry
- d. F4: Industry Oriented Projects (if applicable)
- e. F5: Seminars & Workshop
- f. F6: Guest Lectures
- g. F7: Special Training Classes for bridging Industry/Academic gap

	Poor	Average	Good	Very Good	Excellent	Grand Total	Satisfied Percentage	Not Satisfied Percentage
F1	0	0	2	6	10	18	100	0
F2	0	1	1	4	12	18	94	6
F3	0	0	2	5	11	18	100	0
F4	0	0	3	5	10	18	100	0
F5	0	0	2	5	11	18	100	0
F6	0	0	2	5	11	18	100	0
F7	0	0	2	6	10	18	100	0

While most of the alumni shared their satisfaction in regards to curriculum, 6% of the alumni respondents did not consider their learning experiences relevant for real life application.

Sanjeev D. Rawal
 Registrar
 IFTM University
 Moradabad



Sanjeev Bhowal

Registrar
IFTM University
Moradabad

To evaluate the performance on this parameter of Program Educational Objectives, questions were asked in reference to 5 factors viz.

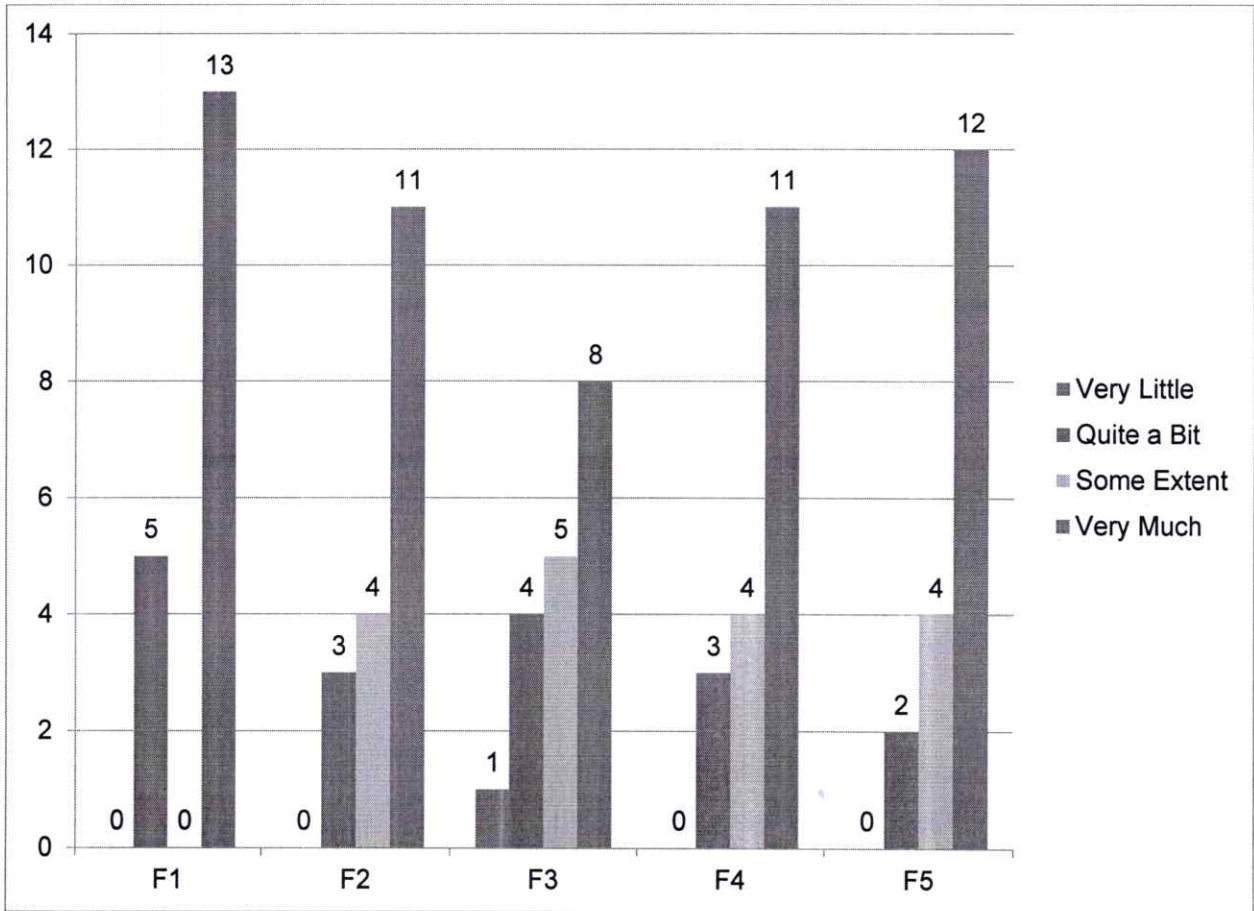
1. F1: Preparation: To educate students for graduate and postgraduate programs and to help them succeed in their chosen/ related fields.
2. F2: Core Competence: To provide students with sound knowledge in their chosen area.
3. F3: Breadth: To train students with knowledge relating to an array of professional fields undertaken so as to comprehend, analyze, design, and create innovative products and find solutions to improve the quality of life
4. F4: Professionalism: To create professionally superior and ethically strong global manpower and to uphold moral values. With effective communication skills, teamwork skills, multidisciplinary approach, and an ability to improve the quality of life.
5. F5: Learning Environment: To create an intellectual environment for research and development aware of emerging technologies leading to continual learning needed for a successful professional career, to create a center of excellence develop technocrats and business leaders.

Majority of the students agreed that the educational program of the University has helped them succeed in their chosen field.

However, 6% respondents also felt that the University should do more to help students innovate and create solutions for improving the quality of life.

	Very Little	Quite a Bit	Some Extent	Very Much	Total Responses	Satisfied Percentage	Not Satisfied Percentage
F1	0	5	0	13	18	100	0
F2	0	3	4	11	18	100	0
F3	1	4	5	8	18	94	6
F4	0	3	4	11	18	100	0
F5	0	2	4	12	18	100	0

Sanjeev Dorewal
 Registrar
 IFTM University
 Moradabad



Sanjeev Dora
 Registrar
 IFTM University
 Moradabad

**SECTION – EMPLOYER
(INDUSTRY)**

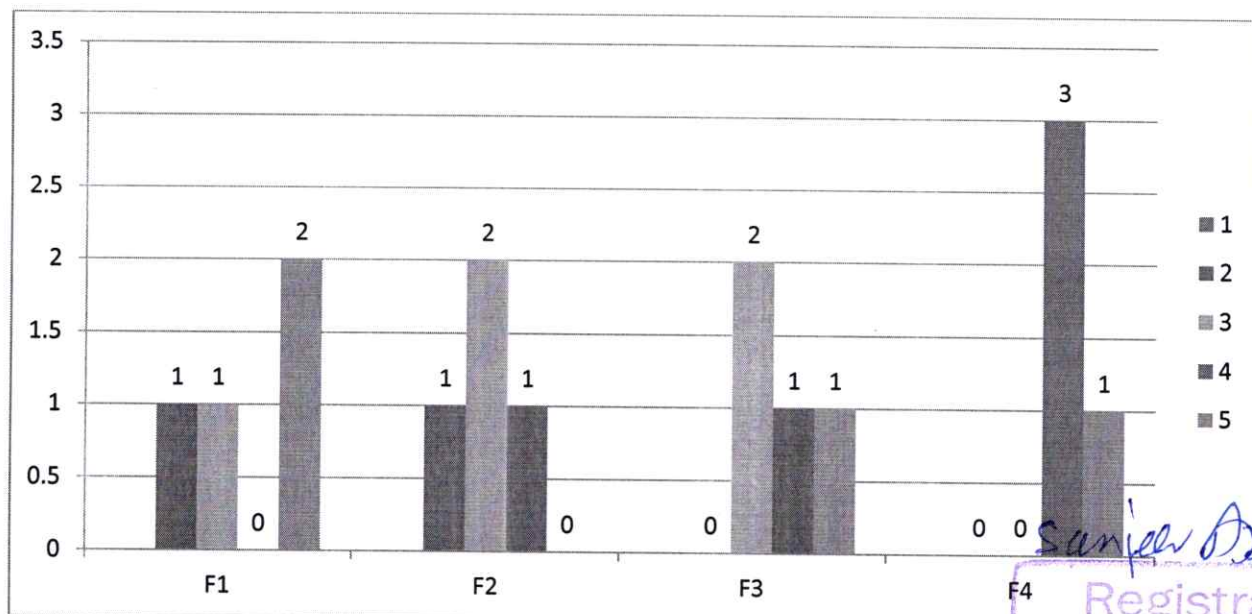
Sanjay D. Singh
Registrar
IFTM University
Moradabad

The technical skills demonstrated by the employed / professionals at workplace is a very important indicator of the quality and sufficiency of the curriculum. Responses were sought on the following parameters:

- a. F1: Technical knowledge/skill
- b. F2: Using technology and workplace equipment.
- c. F3: Developing practical solutions to work place problems
- d. F4: Innovativeness and creativity

	1	2	3	4	5	Satisfied %	Dissatisfied %
F1	0	1	1	0	2	75	25
F2	0	1	2	1	0	75	25
F3	0	0	2	1	1	100	0
F4	0	0	0	3	1	100	0

Out of all the organizations which provided employment to the students of pharmacy, 4 responded to the survey. The survey with the employers, showed a substantial gap between their expectations in terms of technical know-how and the present preparedness of the students. It was learnt, that more efforts are required to improve the students' technical competencies and ability to innovate.



Sanjeev D. Singh
 Registrar
 IFTM University
 Moradabad

*** LAST PAGE OF THE REPORT ***