

---

# **IFTM UNIVERSITY**

## **MORADABAD**

---

---

### **CURRICULUM FEEDBACK REPORT**

### **SCHOOL OF PHARMACEUTICAL**

### **SCIENCES**

### **2023-24**

---

Curriculum adopted by the University provides not only a structure for teaching; instead, it is a measurable plan. It helps quantify the efforts being put by all the stakeholders of the ecosystem. Its acceptance amongst all the stakeholders and suitability is a pre requisite to the ultimate purpose of learning and development, at the University.

To bridge any gap between the expectations and the perception in regards to the curriculum, an annual survey is conducted for all the key stakeholders, viz., teachers, students, alumni, and employers.

The curriculum feedback collected from various stakeholders, provides valuable insights into the relevance and effectiveness of the University's academic programs. Stakeholders appreciate the inclusion of contemporary topics, practical exposure, and interdisciplinary approaches. However, recommendations suggest enhancing industry-academia collaboration, updating course content to align with current trends, and incorporating more skill-based and experiential learning opportunities. Faculty members have emphasized the need for more flexibility in course structures, while students advocate for improved access to digital learning tools. These suggestions will guide future curriculum revisions to ensure the programs remain robust, competitive, and aligned with academic and professional excellence.





# **SECTION - TEACHERS**



## **RESEARCH METHODOLOGY**

<b>Data Type:</b>	Primary
<b>Data Collection Tool:</b>	Survey (Online)
<b>Sample Size:</b>	36
<b>Sample Frame:</b>	Teachers of IFTM University in 2023-24 in School of Pharmaceutical Sciences
<b>Sampling:</b>	Probability Sampling
<b>Questionnaire:</b>	Five-point Likert scale





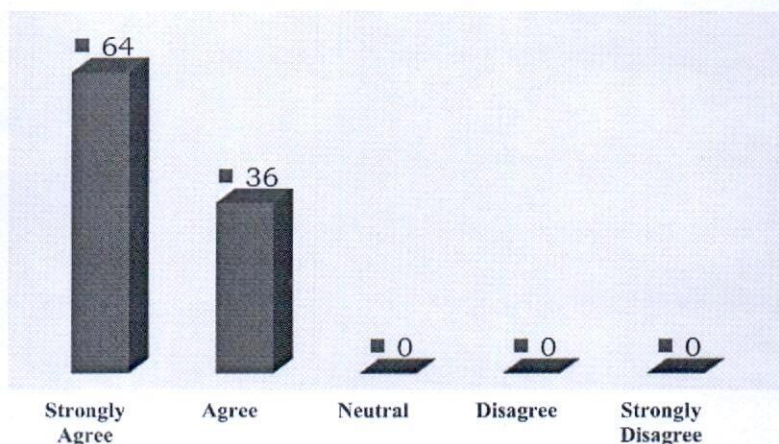
## PART – A

### CURRICULUM DESIGN AND DEVELOPMENT

The syllabus is need-based and suitable to the course

Response	Percentage	Respondents
Strongly Agree	64	23
Agree	36	13
Neutral	0	0
Disagree	0	0
Strongly Disagree	0	0
Total	100	36

The syllabus is need-based and suitable to the course



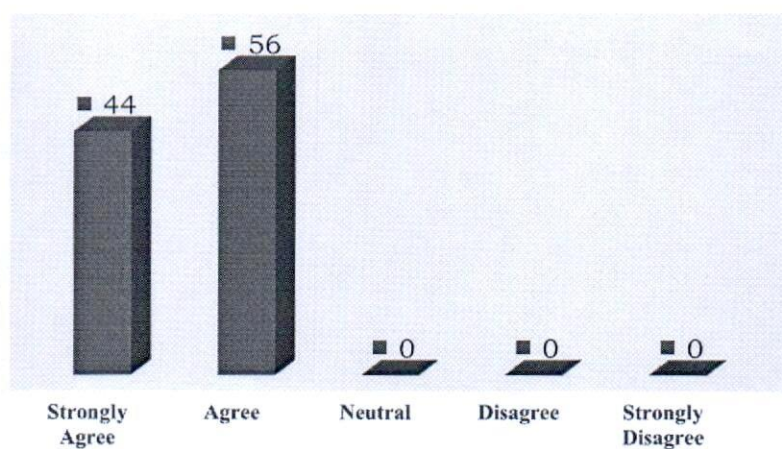
The faculty members agreed that the syllabus is need-based and it is suitable to the course. None of the faculty members were found to disagree in this regard.



**The syllabus is intended to bridge the gap between Theory and Practical**

Response	Percentage	Respondents
Strongly Agree	44	16
Agree	56	20
Neutral	0	0
Disagree	0	0
Strongly Disagree	0	0
Total	100	36

**The syllabus is intended to bridge the gap  
between Theory and Practical**



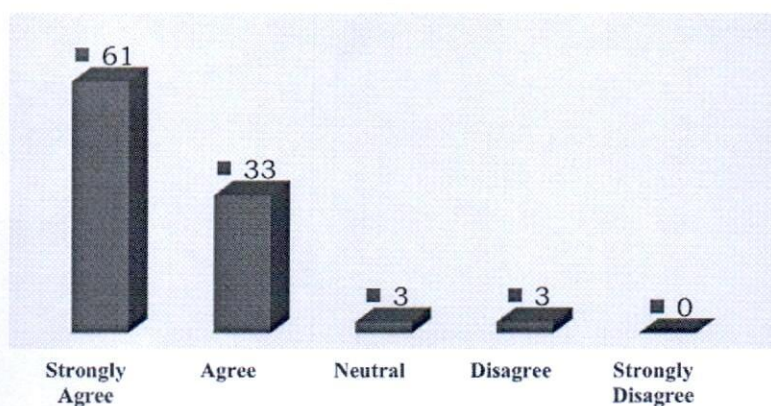
A total of 100% of respondents either "Strongly Agree" or "Agree" that the syllabus successfully bridges the gap between theory and practice, indicating strong positive feedback.



**The faculty members are given enough freedom to contribute their ideas on curriculum design and development**

Response	Percentage	Respondents
Strongly Agree	61	22
Agree	33	12
Neutral	3	1
Disagree	3	1
Strongly Disagree	0	0
<b>Total</b>	<b>100</b>	<b>36</b>

**The faculty members are given enough freedom to contribute their ideas on curriculum design and development**



A significant majority, 94%, either "Strongly Agree" or "Agree" that faculty members have enough freedom to contribute ideas to curriculum design and development, indicating a generally positive sentiment

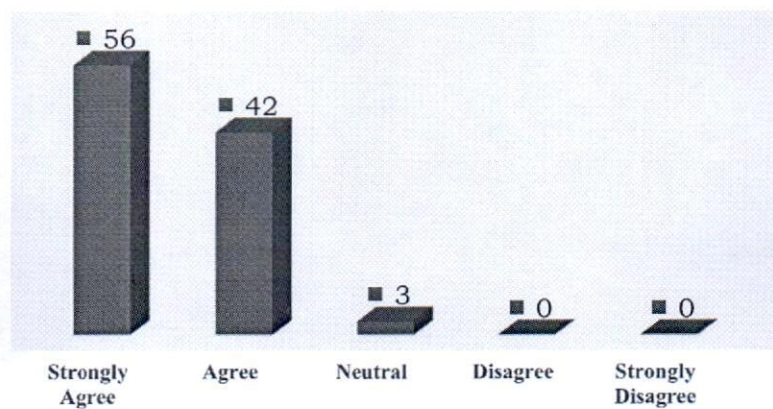




**Employability and skill development are given due weightage in curriculum design and development**

Response	Percentage	Respondents
Strongly Agree	56	20
Agree	42	15
Neutral	3	1
Disagree	0	0
Strongly Disagree	0	0
<b>Total</b>	<b>100</b>	<b>36</b>

**Employability and skill development are given due weightage in curriculum design and development**

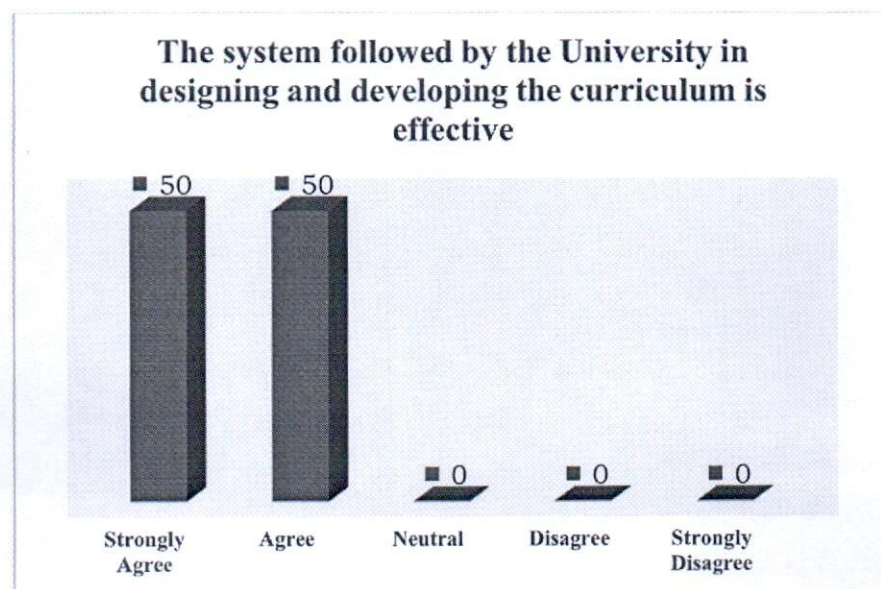


A strong 98% of respondents either "Strongly Agree" or "Agree" that employability and skill development are adequately emphasized in the curriculum design and development, indicating a highly positive response.



The system followed by the University in designing and developing the curriculum is effective

Response	Percentage	Respondents
Strongly Agree	50	18
Agree	50	18
Neutral	0	0
Disagree	0	0
Strongly Disagree	0	0
Total	100	36



All 36 respondents are either in agreement or strong agreement, suggesting a high level of satisfaction or approval with the curriculum development system.

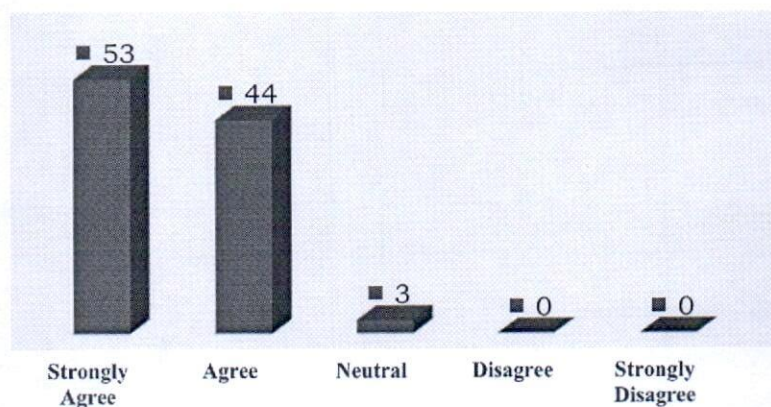




**Board of studies takes care of ensuring consensus and significance of the programme offering**

Response	Percentage	Respondents
Strongly Agree	53	19
Agree	44	16
Neutral	3	1
Disagree	0	0
Strongly Disagree	0	0
Total	100	36

**Board of studies takes care of ensuring consensus and significance of the programme offering**



The results suggest a strong consensus that the Board of Studies is effective in ensuring the consensus and relevance of the programme offerings. Most respondents (97%) either agree or strongly agree, with only a small percentage neutral. There is no opposition to the statement.

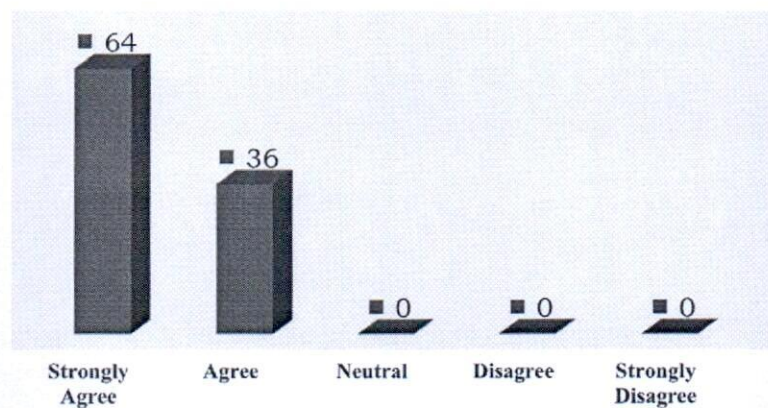




The objectives of the programme is clearly indicated in the Programme Specific Objectives (PSOs)

Response	Percentage	Respondents
Strongly Agree	64	23
Agree	36	13
Neutral	0	0
Disagree	0	0
Strongly Disagree	0	0
Total	100	36

The objectives of the programme is clearly indicated in the Programme Specific Objectives (PSOs)



The results show that there is a high level of satisfaction with the clarity of the Programme Specific Objectives (PSOs). All respondents either strongly agree or agree, with no dissent or uncertainty. This suggests that the programme's objectives are clearly communicated to the respondents.

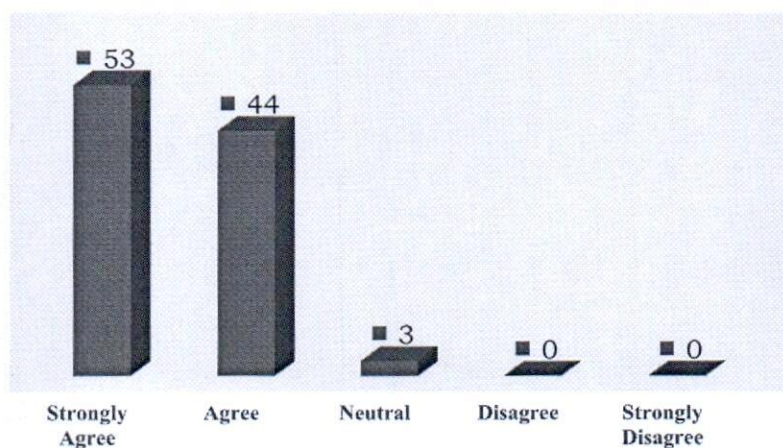




**The curriculum is appraised to keep it up to date with the industrial and societal needs**

Response	Percentage	Respondents
Strongly Agree	53	19
Agree	44	16
Neutral	3	1
Disagree	0	0
Strongly Disagree	0	0
Total	100	36

**The curriculum is appraised to keep it up to date with the industrial and societal needs**

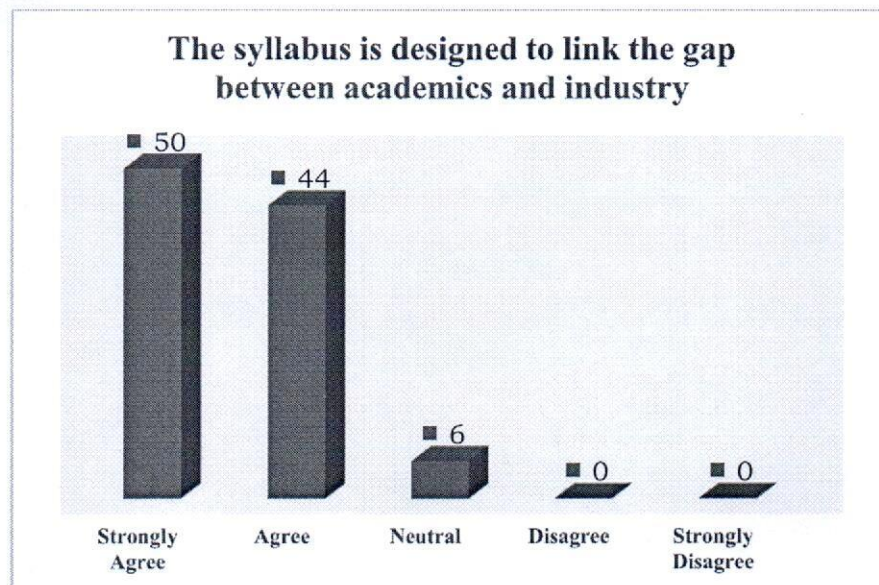


The results show a strong positive sentiment toward the alignment of the curriculum with the needs of industry and society, with nearly all respondents in agreement.



The syllabus is designed to link the gap between academics and industry

Response	Percentage	Respondents
Strongly Agree	50	18
Agree	44	16
Neutral	6	2
Disagree	0	0
Strongly Disagree	0	0
Total	100	36



A significant majority (94%) of respondents either Strongly Agree (50%) or Agree (44%) with the statement, indicating that most believe the syllabus effectively bridges the gap between academia and industry.

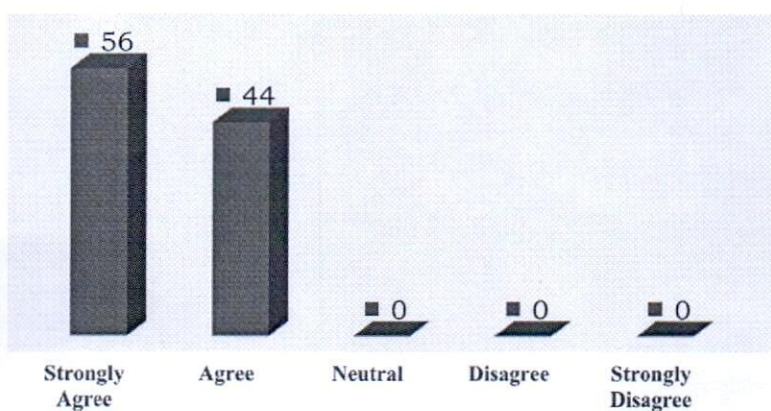




The reference books/journals which are prescribed by University are relevant and updated to cover the whole syllabus

Response	Percentage	Respondents
Strongly Agree	56	20
Agree	44	16
Neutral	0	0
Disagree	0	0
Strongly Disagree	0	0
Total	100	36

The reference books/journals which are prescribed by University are relevant and updated to cover the whole syllabus



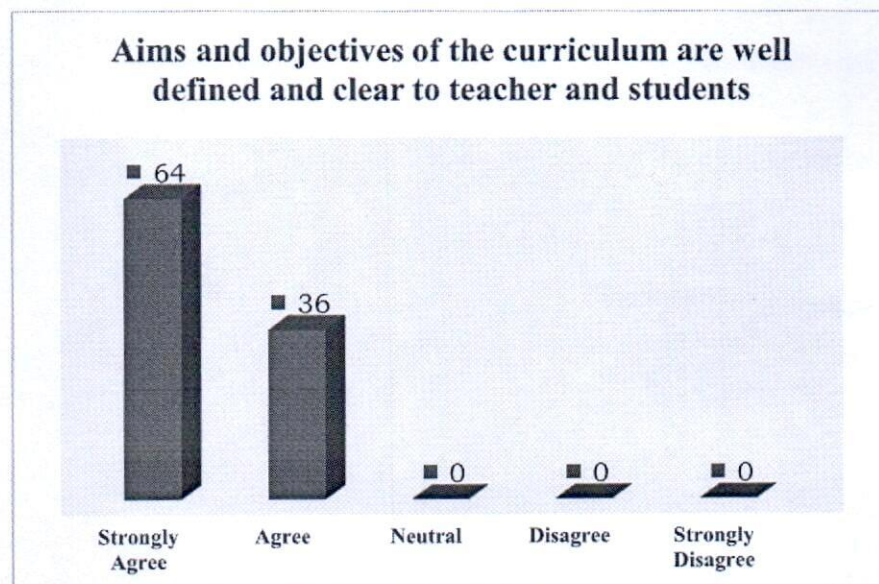
Overall, 100% of the respondents believe the prescribed reference books/journals are relevant and up-to-date, with no one expressing disagreement or neutrality. This is a very positive result, suggesting that the materials are effectively meeting the needs of the syllabus.





**Aims and objectives of the curriculum are well defined and clear to teacher and students**

Response	Percentage	Respondents
Strongly Agree	64	23
Agree	36	13
Neutral	0	0
Disagree	0	0
Strongly Disagree	0	0
Total	100	36



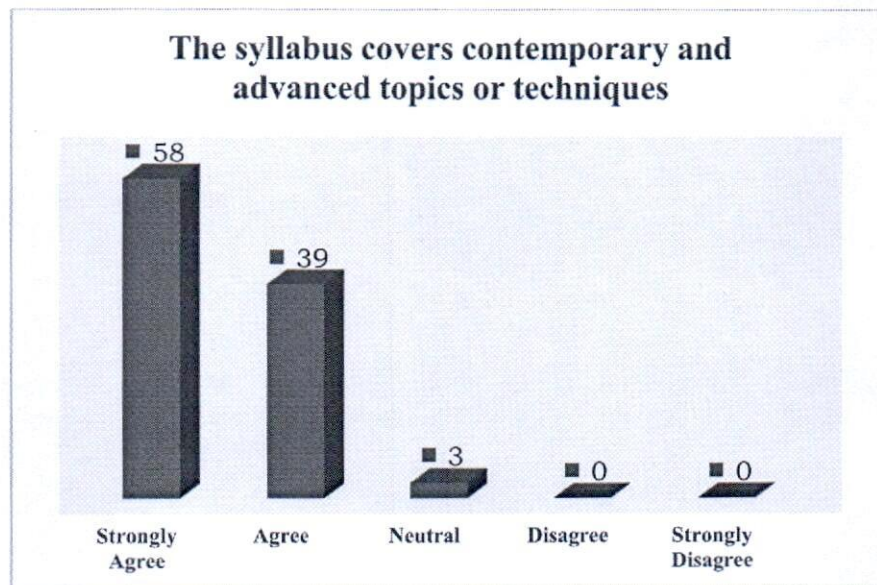
This suggests that most respondents believe that the aims and objectives of the curriculum are clear and well-communicated. The overwhelming positive response (100%) indicates a strong consensus in favour of clarity regarding the curriculum's goals.





**The syllabus covers contemporary and advanced topics or techniques**

Response	Percentage	Respondents
Strongly Agree	58	21
Agree	39	14
Neutral	3	1
Disagree	0	0
Strongly Disagree	0	0
Total	100	36



This indicates that a majority of the respondents (97%) feel that the syllabus is up-to-date and includes modern, advanced content. The overall positive response suggests that the syllabus is seen as relevant and reflective of current trends or techniques.





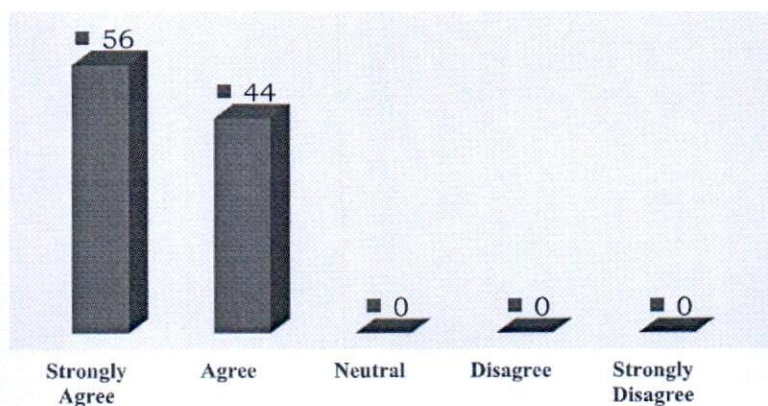
## PART – B

### TEACHING, LEARNING, AND INFRASTRUCTURE FACILITIES

Resources of learning which are student-centric in nature are available in the University

Response	Percentage	Respondents
Strongly Agree	56	20
Agree	44	16
Neutral	0	0
Disagree	0	0
Strongly Disagree	0	0
Total	100	36

Resources of learning which are student-  
centric in nature are available in the  
University



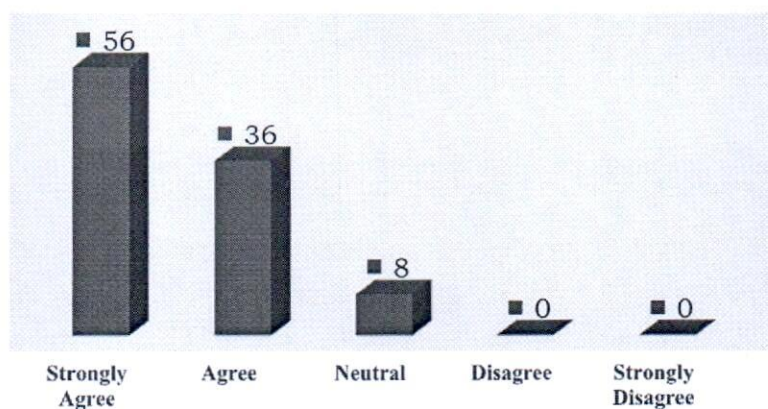
Most respondents (100%) either strongly agree or agree that the university offers student-centric learning resources. This indicates a positive perception of the resources available.



Suitable learning resources/research labs are available for the faculties and they are encouraged to carry out research

Response	Percentage	Respondents
Strongly Agree	56	20
Agree	36	13
Neutral	8	3
Disagree	0	0
Strongly Disagree	0	0
Total	100	36

Suitable learning resources/research labs are available for the faculties and they are encouraged to carry out research



A majority of faculty members (92%) either strongly agree or agree that suitable learning resources and research labs are available to support their research activities. This suggests a generally positive view of the resources and support provided by the university.

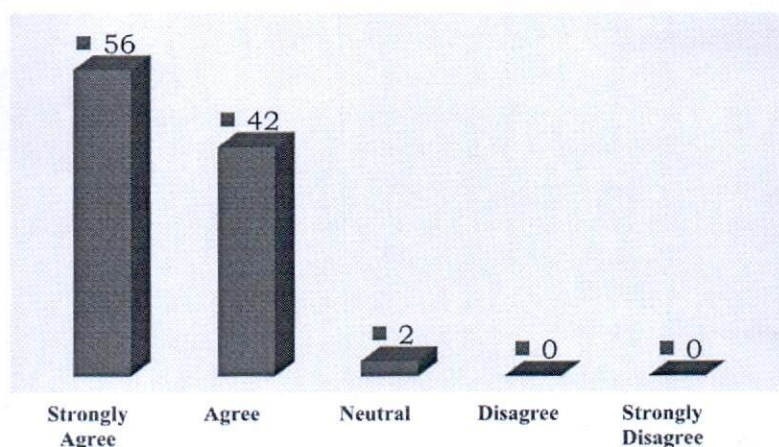




**The teaching-aids available in the department are appropriate and up to date**

Response	Percentage	Respondents
Strongly Agree	56	20
Agree	42	15
Neutral	2	1
Disagree	0	0
Strongly Disagree	0	0
Total	100	36

**The teaching-aids available in the department are appropriate and up to date**



A significant majority of respondents (98%) either strongly agree (56%) or agree (42%) that the teaching aids available in the department are appropriate and up to date. This indicates general satisfaction with the resources and teaching tools being used.

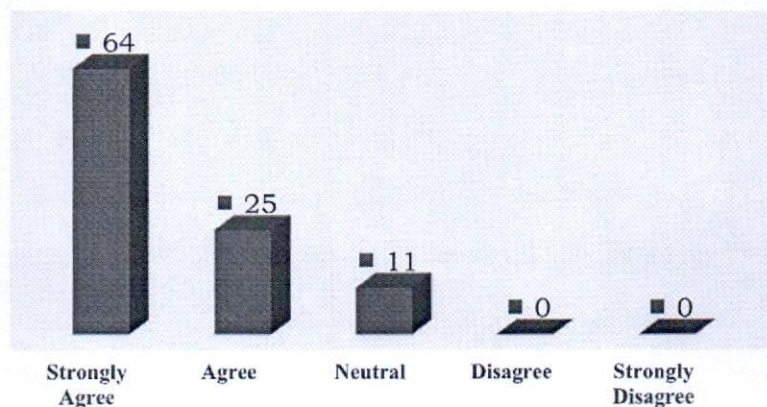




**The central library of the University is a major source of information for the faculty/ research scholars/ students and is optimally utilised**

Response	Percentage	Respondents
Strongly Agree	64	23
Agree	25	9
Neutral	11	4
Disagree	0	0
Strongly Disagree	0	0
Total	100	36

**The central library of the University is a major source of information for the faculty/ research scholars/ students and is optimally utilised**



The survey results indicate a very favourable opinion about the central library. Most respondents feel that it is a major source of information and is optimally utilized. The absence of negative feedback and the relatively small neutral group further emphasize the positive perception of the library's role within the university.

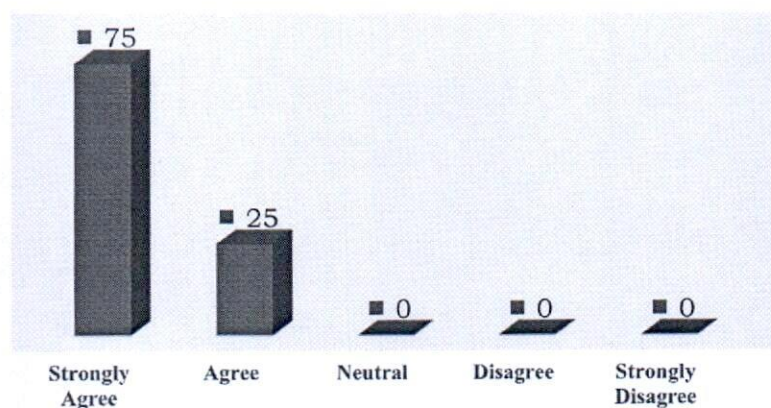




**The faculty are encouraged to organise/ participate in conferences/ seminars/ symposia/ workshops**

Response	Percentage	Respondents
Strongly Agree	75	27
Agree	25	9
Neutral	0	0
Disagree	0	0
Strongly Disagree	0	0
Total	100	36

**The faculty are encouraged to organise/  
participate in conferences/ seminars/ symposia/  
workshops**



A combined 100% of the respondents selected either "Strongly Agree" (75%) or "Agree" (25%). This indicates that all faculty members believe they are encouraged to organize or participate in conferences, seminars, symposia, or workshops. This is a very strong positive response.

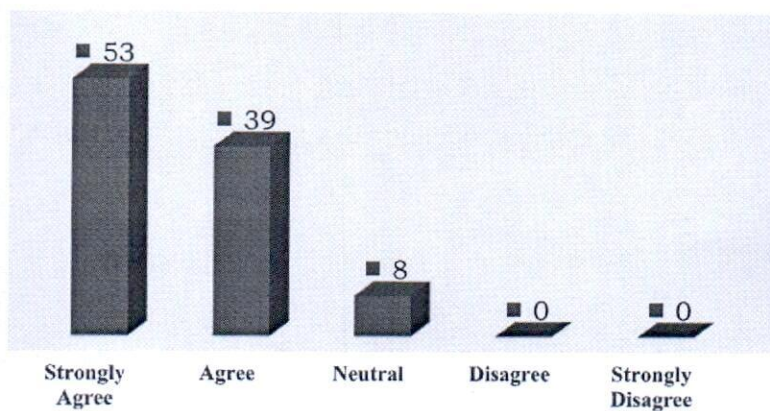




**Faculty cabins, class rooms, reading rooms and toilets are appropriately available in the department**

Response	Percentage	Respondents
Strongly Agree	53	19
Agree	39	14
Neutral	8	3
Disagree	0	0
Strongly Disagree	0	0
Total	100	36

**Faculty cabins, class rooms, reading rooms and toilets are appropriately available in the department**



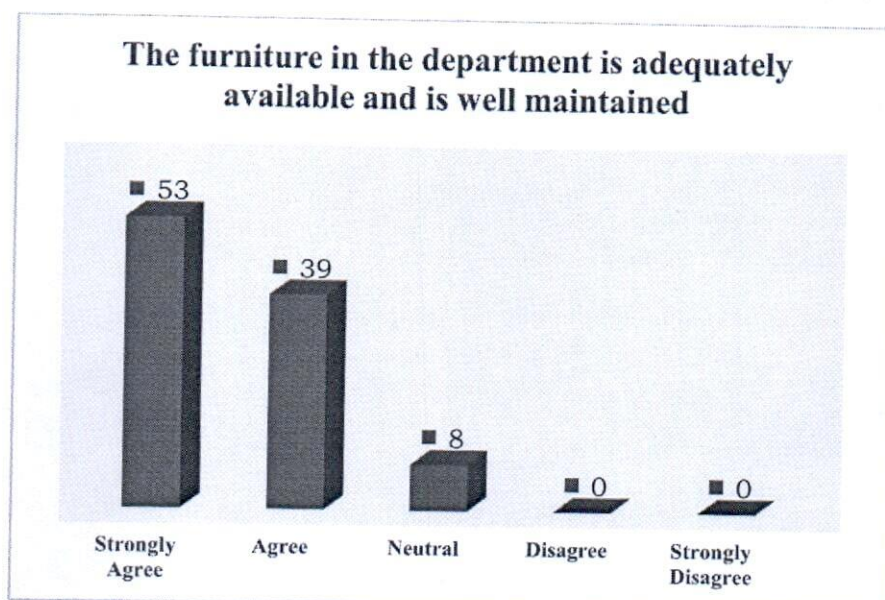
92% of respondents agree that faculty cabins, classrooms, reading rooms, and toilets are appropriately available in the department.





**The furniture in the department is adequately available and is well maintained**

Response	Percentage	Respondents
Strongly Agree	53	19
Agree	39	14
Neutral	8	3
Disagree	0	0
Strongly Disagree	0	0
Total	100	36

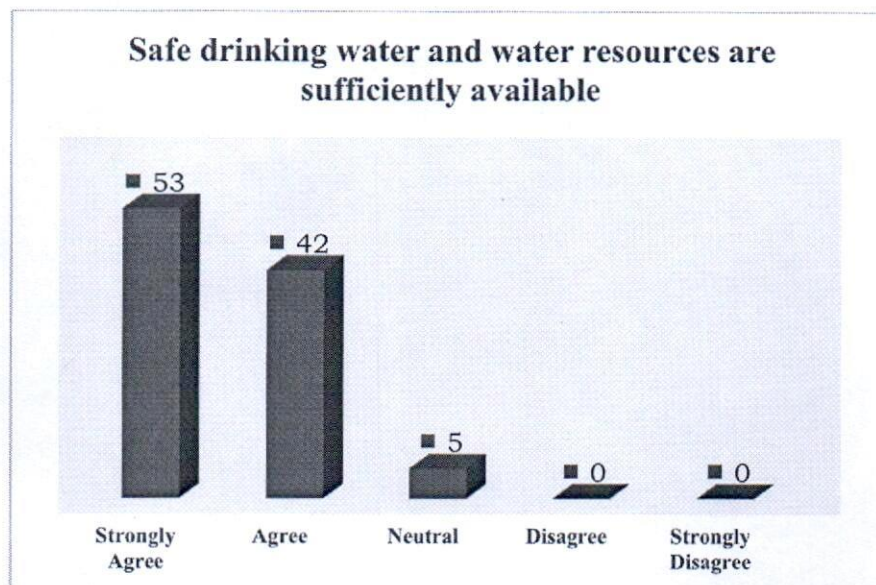


92% of respondents (53% Strongly Agree + 39% Agree) feel that the furniture in the department is adequately available and well maintained.



**Safe drinking water and water resources are sufficiently available**

Response	Percentage	Respondents
Strongly Agree	53	19
Agree	42	15
Neutral	5	2
Disagree	0	0
Strongly Disagree	0	0
Total	100	36



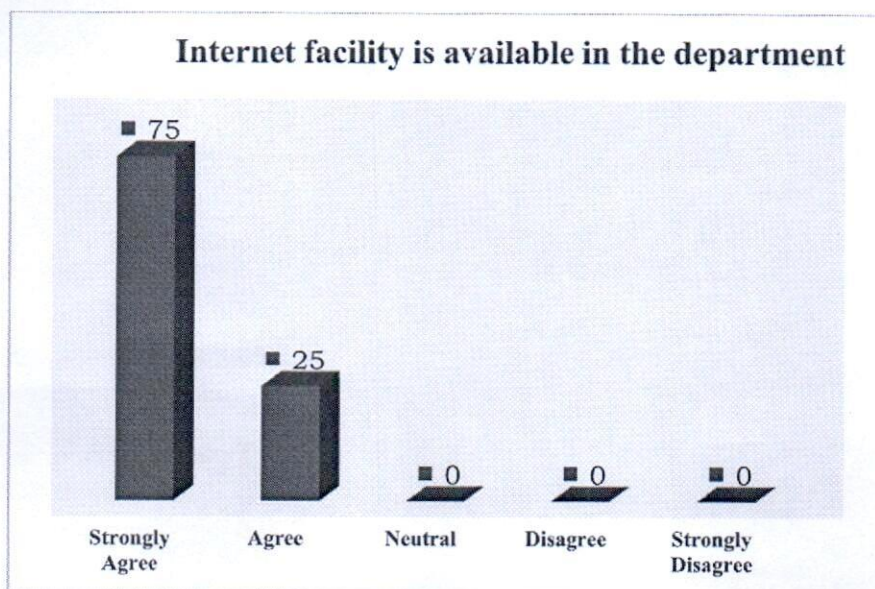
95% of respondents (53% Strongly Agree + 42% Agree) are satisfied with the availability of safe drinking water and water resources.





**Internet facility is available in the department**

Response	Percentage	Respondents
Strongly Agree	75	27
Agree	25	9
Neutral	0	0
Disagree	0	0
Strongly Disagree	0	0
Total	100	36



100% of respondents agree that internet facilities are available in the department, with 75% strongly agreeing and 25% agreeing.

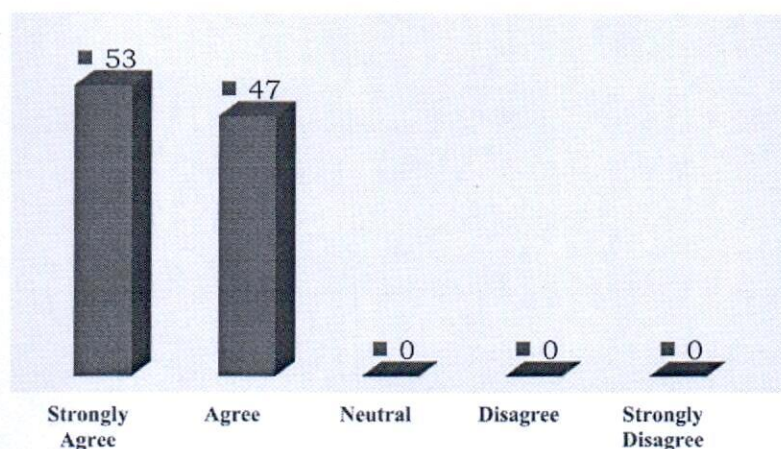




**There are ample number of schemes/policies for the welfare of faculties**

Response	Percentage	Respondents
Strongly Agree	53	19
Agree	47	17
Neutral	0	0
Disagree	0	0
Strongly Disagree	0	0
Total	100	36

**There are ample number of schemes/policies for the welfare of faculties**



Out of 36 respondents, 100% are in favour of the existence of adequate welfare schemes and policies for faculty, with 53% strongly agreeing and 47% agreeing.





## **SECTION - STUDENTS**



## **RESEARCH METHODOLOGY**

<b>Data Type:</b>	Primary
<b>Data Collection Tool:</b>	Survey (Online)
<b>Sample Size:</b>	108
<b>Sample Frame:</b>	Students of IFTM University studying in 2023-24 in School of Pharmaceutical Sciences
<b>Sampling:</b>	Probability Sampling
<b>Questionnaire:</b>	Five-point Likert scale





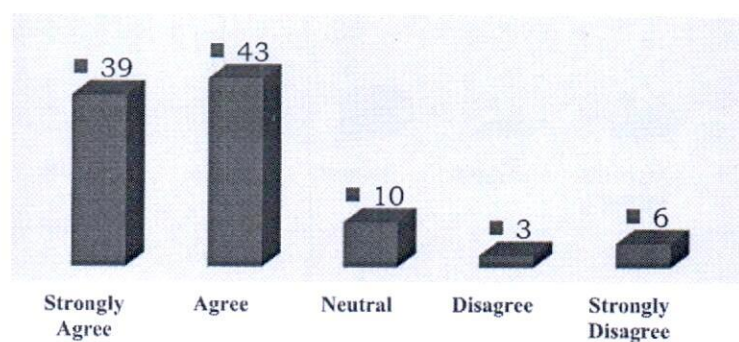
## PART – A

### CURRICULUM

**The curriculum provides added flexibility and diversity among the offered courses across the programmes.**

Response	Percentage	Respondents
Strongly Agree	39	42
Agree	43	46
Neutral	10	11
Disagree	3	3
Strongly Disagree	6	6
Total	100	108

**The curriculum provides added flexibility and diversity among the offered courses across the programmes.**



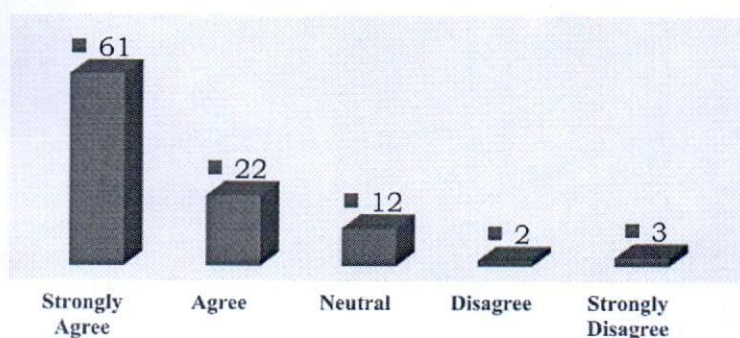
Overall, the feedback suggests that most respondents are satisfied with the diversity and flexibility provided by the curriculum.



**The curriculum which is based on courses of the programme leads to employability, skill development and entrepreneurship.**

Response	Percentage	Respondents
Strongly Agree	61	66
Agree	22	24
Neutral	12	13
Disagree	2	2
Strongly Disagree	3	3
Total	100	108

**The curriculum which is based on courses of the programme leads to employability, skill development and entrepreneurship.**



Most respondents (83%) either strongly agree or agree that the curriculum is linked to employability, skill development, and entrepreneurship.

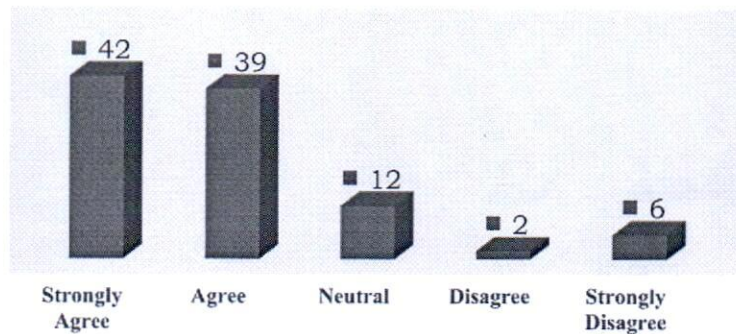




The elective courses offered are diverse and allow students to adapt their education to their interests.

Response	Percentage	Respondents
Strongly Agree	42	45
Agree	39	42
Neutral	12	13
Disagree	2	2
Strongly Disagree	6	6
Total	100	108

The elective courses offered are diverse and allow students to adapt their education to their interests.



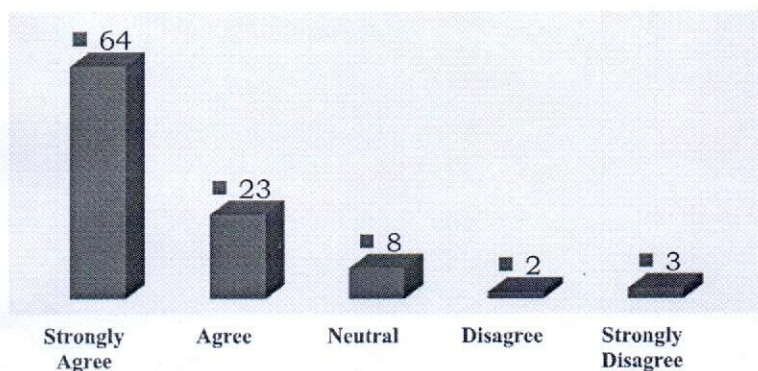
Most respondents are satisfied with the range and flexibility of elective courses, as they believe these courses align well with their interests. The survey suggests that the elective offerings are generally well-regarded by the student body, with a small portion being indifferent or dissatisfied.



**The course structure and syllabus is interesting and easy to understand.**

Response	Percentage	Respondents
Strongly Agree	64	69
Agree	23	25
Neutral	8	9
Disagree	2	2
Strongly Disagree	3	3
Total	100	108

**The course structure and syllabus is interesting and easy to understand.**



A strong majority (87%) are satisfied with the course structure and syllabus, as they either strongly agree or agree. Only a small percentage disagree or strongly disagree, suggesting minimal dissatisfaction.

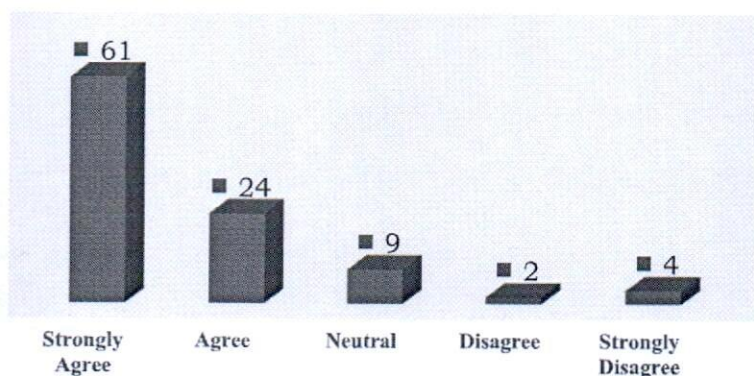




**The curriculum offered by the University is industry oriented.**

Response	Percentage	Respondents
Strongly Agree	61	66
Agree	24	26
Neutral	9	10
Disagree	2	2
Strongly Disagree	4	4
Total	100	108

**The curriculum offered by the University is industry oriented.**



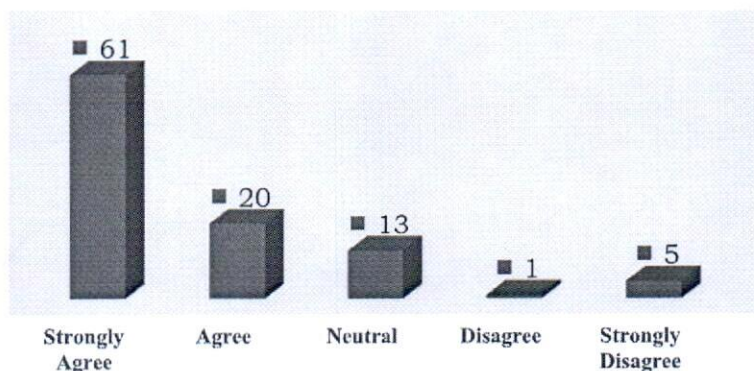
Most respondents (85%) either strongly agree (61%) or agree (24%) that the curriculum is industry-oriented. This suggests that the university's curriculum is generally perceived as relevant to the industry.



**The curriculum ensures the development of communication skills.**

Response	Percentage	Respondents
Strongly Agree	61	66
Agree	20	22
Neutral	13	14
Disagree	1	1
Strongly Disagree	5	5
Total	100	108

**The curriculum ensures the development of communication skills.**



This indicates that most respondents (81%) believe that the curriculum ensures the development of communication skills, with 61% strongly agreeing. Only a small percentage (6%) disagrees with this statement, suggesting that the communication skills aspect of the curriculum is viewed positively by most respondents.

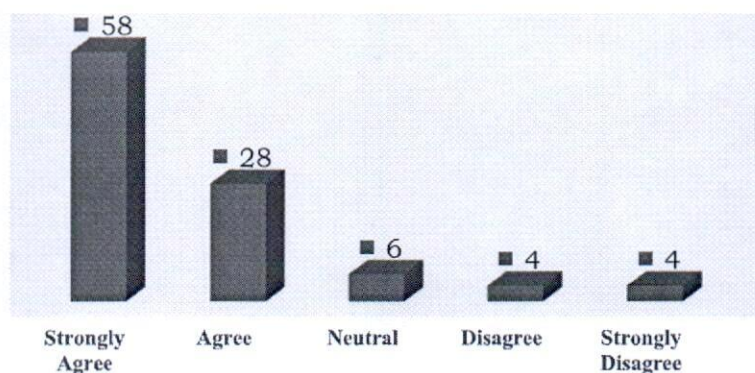




The curriculum is designed to bridge the gap between theory and practical exercises.

Response	Percentage	Respondents
Strongly Agree	58	63
Agree	28	30
Neutral	6	7
Disagree	4	4
Strongly Disagree	4	4
Total	100	108

The curriculum is designed to bridge the gap between theory and practical exercises.



The overwhelming majority (86%) of respondents believe that the curriculum successfully bridges the gap between theory and practice, with only a small percentage (8%) expressing dissatisfaction or neutrality. This suggests that, overall, the curriculum is well-regarded for its integration of theory and practical exercises.

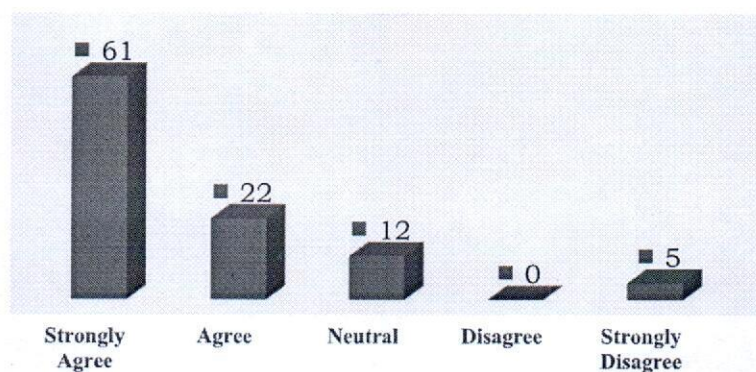




**The syllabus integrates ethical considerations and social responsibility.**

Response	Percentage	Respondents
Strongly Agree	61	66
Agree	22	24
Neutral	12	13
Disagree	0	0
Strongly Disagree	5	5
Total	100	108

**The syllabus integrates ethical considerations  
and social responsibility.**



The overall feedback indicates positive perceptions of the syllabus in this regard, with only a few neutral or less enthusiastic responses.

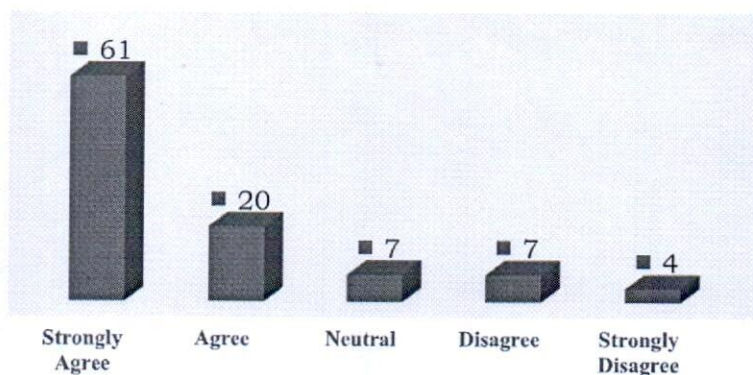




**The courses offered in the programme are relevant to my future job ambitions.**

Response	Percentage	Respondents
Strongly Agree	61	66
Agree	20	22
Neutral	7	8
Disagree	7	8
Strongly Disagree	4	4
Total	100	108

**The courses offered in the programme are relevant to my future job ambitions.**



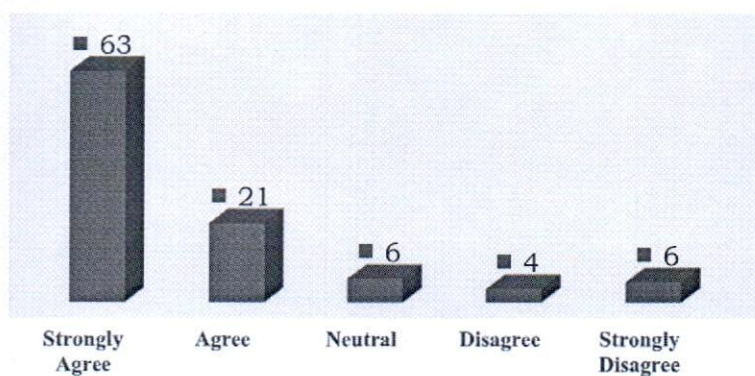
In total, 108 people responded to this question. The majority of respondents (81% combined) agree or strongly agree that the courses offered are relevant to their future job ambitions.



The curriculum includes prospects for research and independent study.

Response	Percentage	Respondents
Strongly Agree	63	68
Agree	21	23
Neutral	6	7
Disagree	4	4
Strongly Disagree	6	6
Total	100	108

The curriculum includes prospects for research and independent study.



Most respondents believe the curriculum offers solid prospects for research and independent study, with a very small portion expressing dissatisfaction.

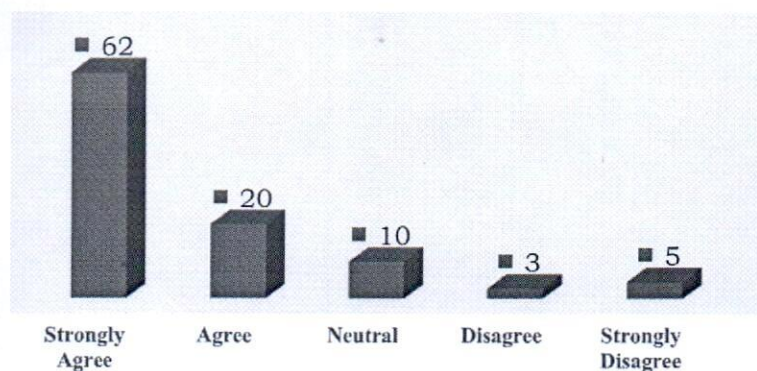




**The course has helped in developing my personality.**

Response	Percentage	Respondents
Strongly Agree	62	67
Agree	20	22
Neutral	10	11
Disagree	3	3
Strongly Disagree	5	5
Total	100	108

**The course has helped in developing my personality.**



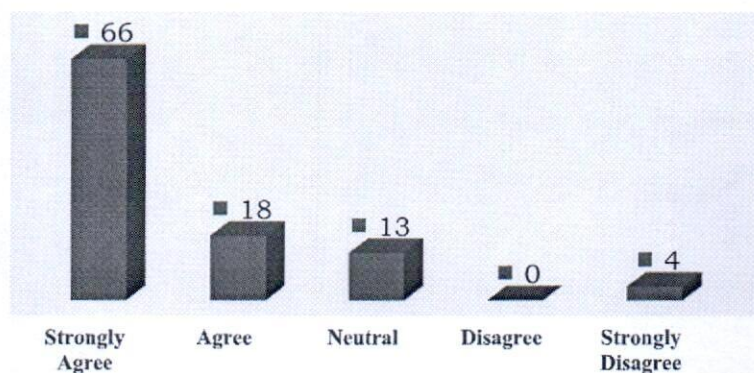
Overall, the response is predominantly positive, with 82% of respondents either agreeing or strongly agreeing that the course helped in developing their personality.



**The teachers are punctual and come fully prepared for the class to cover the syllabus.**

Response	Percentage	Respondents
Strongly Agree	66	71
Agree	18	19
Neutral	13	14
Disagree	0	0
Strongly Disagree	4	4
Total	100	108

**The teachers are punctual and come fully prepared for the class to cover the syllabus.**



The overall sentiment is overwhelmingly positive, with 84% of respondents (combining those who strongly agree and agree) affirming that teachers are punctual and well-prepared for class.

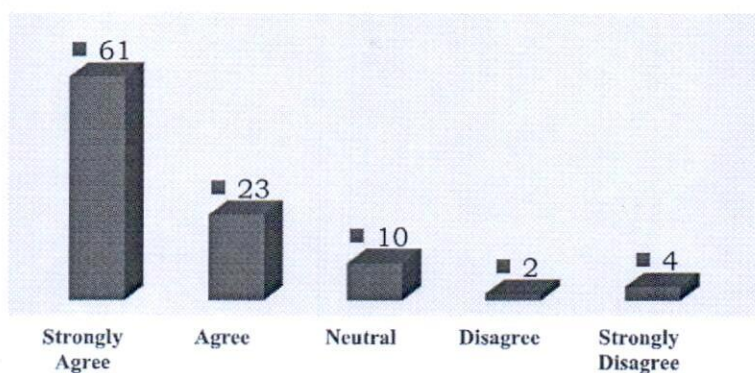




The teachers illustrate the concepts of the courses through examples and application.

Response	Percentage	Respondents
Strongly Agree	61	66
Agree	23	25
Neutral	10	11
Disagree	2	2
Strongly Disagree	4	4
Total	100	108

The teachers illustrate the concepts of the courses through examples and application.



Most respondents (84%) either agree or strongly agree, showing a positive perception of the teaching methods used. Only 6% have a negative view, suggesting that the teaching approach is generally well-received.

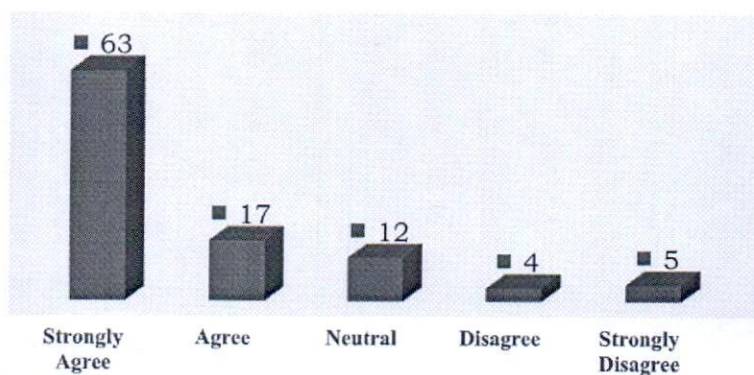




**The teachers utilise modern ICT tools for teaching the curriculum.**

Response	Percentage	Respondents
Strongly Agree	63	68
Agree	17	18
Neutral	12	13
Disagree	4	4
Strongly Disagree	5	5
Total	100	108

**The teachers utilise modern ICT tools for teaching the curriculum.**



80% (Strongly Agree + Agree) of respondents feel positively about the use of modern ICT tools in teaching, while 9% hold a negative view. The remaining 12% are neutral. This suggests that the general perception is favourable towards the integration of ICT tools in the teaching process.

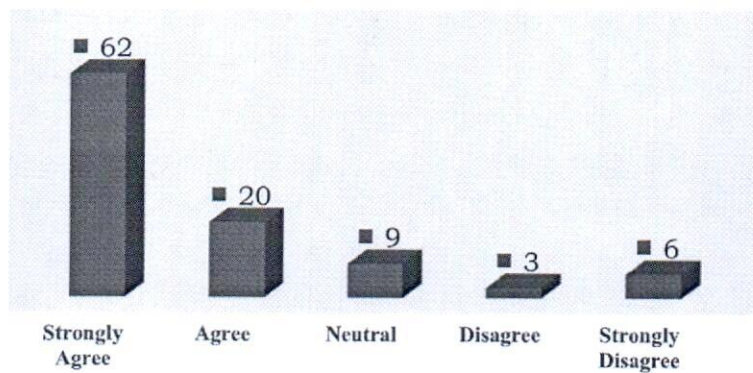




**The teachers discuss topics in class and complete the entire syllabus on time.**

Response	Percentage	Respondents
Strongly Agree	62	66
Agree	20	22
Neutral	9	10
Disagree	3	3
Strongly Disagree	6	7
Total	100	108

**The teachers discuss topics in class and complete the entire syllabus on time.**



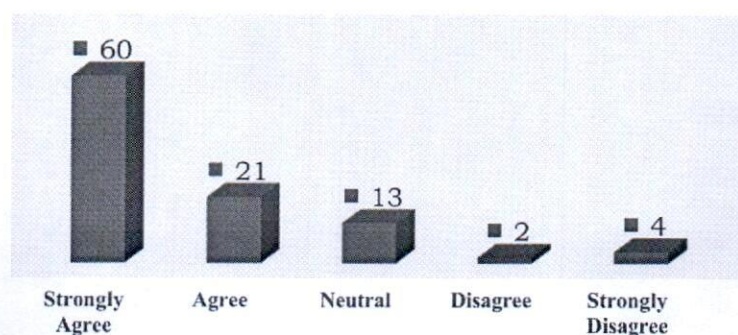
This indicates a generally positive response, with a majority (82%) agreeing or strongly agreeing that teachers cover the syllabus on time.



Periodical assessments and evaluation process is fair and unbiased and it covers all the curriculum.

Response	Percentage	Respondents
Strongly Agree	60	65
Agree	21	23
Neutral	13	14
Disagree	2	2
Strongly Disagree	4	4
Total	100	108

Periodical assessments and evaluation process is fair and unbiased and it covers all the curriculum.



The majority (81%) of respondents have a positive view of the periodical assessments and evaluation process, with only a small percentage expressing dissatisfaction.

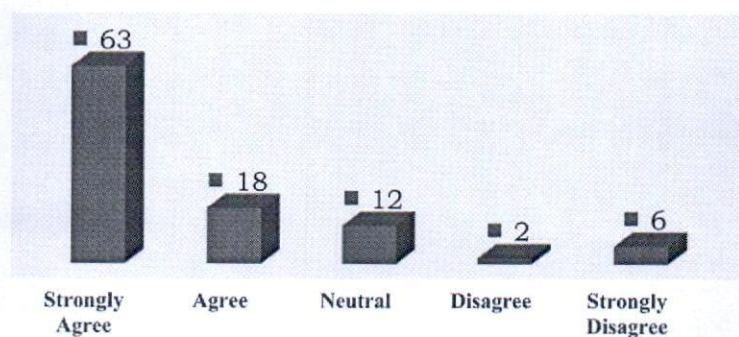




The Value added courses (VAC) offered by the University are relevant to develop more learning skills for future endeavours, etc.

Response	Percentage	Respondents
Strongly Agree	63	68
Agree	18	19
Neutral	12	13
Disagree	2	2
Strongly Disagree	6	6
Total	100	108

The Value added courses (VAC) offered by the University are relevant to develop more learning skills for future endeavours, etc.



This generally positive response suggests that the VACs are well-received, but there may be opportunities to address specific concerns or enhance course offerings based on feedback from the minority of less satisfied students.

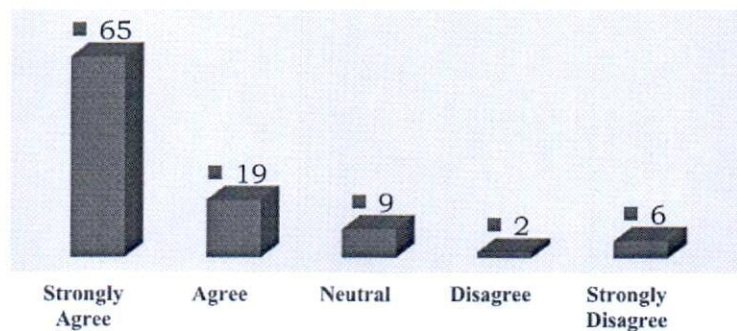




The curriculum offered by the University is as per the latest UGC guidelines or National Education Policy (NEP) 2020.

Response	Percentage	Respondents
Strongly Agree	65	70
Agree	19	20
Neutral	9	10
Disagree	2	2
Strongly Disagree	6	6
Total	100	108

The curriculum offered by the University is as per the latest UGC guidelines or National Education Policy (NEP) 2020.



The overwhelmingly positive response suggests that the university is perceived as keeping its curriculum updated according to national educational standards. However, addressing the concerns of the minority and enhancing communication about curriculum alignment could further strengthen overall confidence and satisfaction.





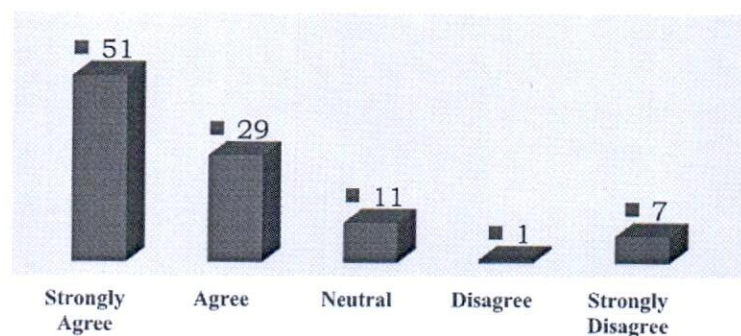
## PART – B

### INSTITUTIONAL FACILITIES

**The central library of the university is a major source of information for the students and is optimally utilised.**

Response	Percentage	Respondents
Strongly Agree	51	56
Agree	29	32
Neutral	11	12
Disagree	1	1
Strongly Disagree	7	8
Total	100	109

**The central library of the university is a major source of information for the students and is optimally utilised.**



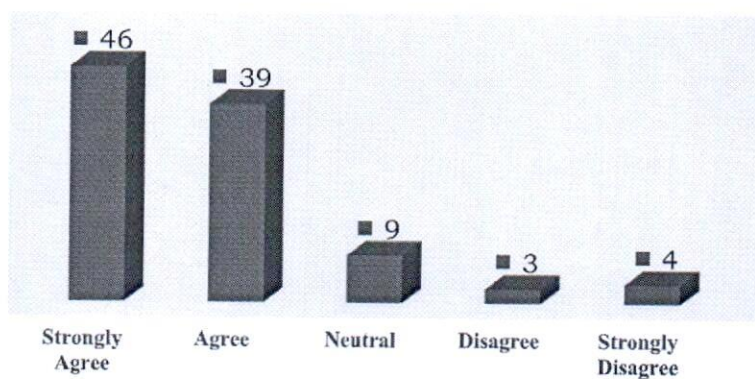
The overall positive response highlights the central library's significance in supporting students' academic needs. However, there's room to address the concerns of a small minority and engage neutral respondents, perhaps by improving resource visibility, enhancing facilities, or offering more guidance on library usage.



**Reading material/ prescribed books/ journals are available in the library.**

Response	Percentage	Respondents
Strongly Agree	46	50
Agree	39	42
Neutral	9	10
Disagree	3	3
Strongly Disagree	4	4
Total	100	109

**Reading material/ prescribed books/ journals  
are available in the library.**



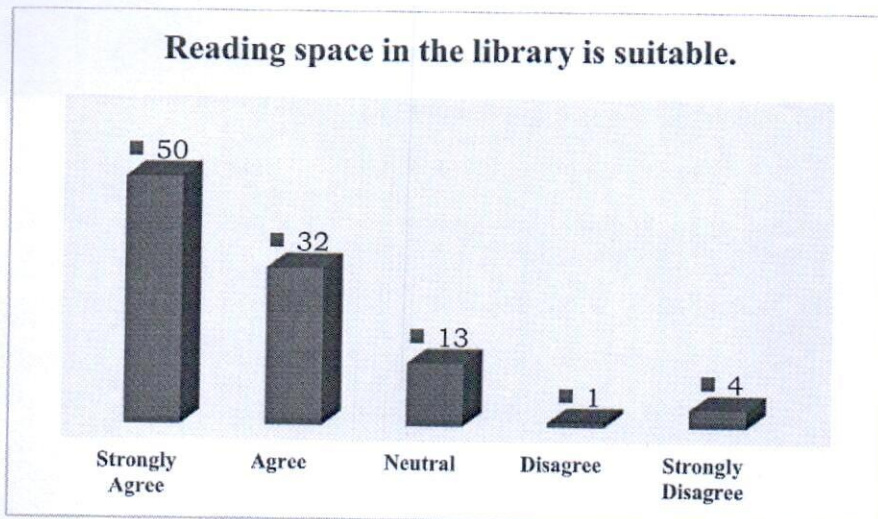
This indicates that 85% of respondents believe that the reading material or prescribed books and journals are available in the library, suggesting overall satisfaction with the library's resources.





Reading space in the library is suitable.

Response	Percentage	Respondents
Strongly Agree	50	55
Agree	32	35
Neutral	13	14
Disagree	1	1
Strongly Disagree	4	4
Total	100	109



A significant majority (82%) agree or strongly agree that the reading space is suitable. The neutral response rate (13%) suggests some respondents might have mixed feelings or limited exposure to the library space. Only a small fraction (5%) disagreed or strongly disagreed.

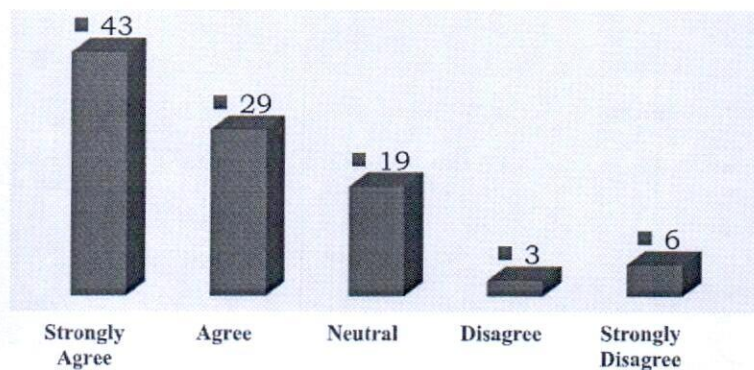




**Digital educational resources are accessible in the library.**

Response	Percentage	Respondents
Strongly Agree	43	47
Agree	29	32
Neutral	19	21
Disagree	3	3
Strongly Disagree	6	6
Total	100	109

**Digital educational resources are accessible in the library.**



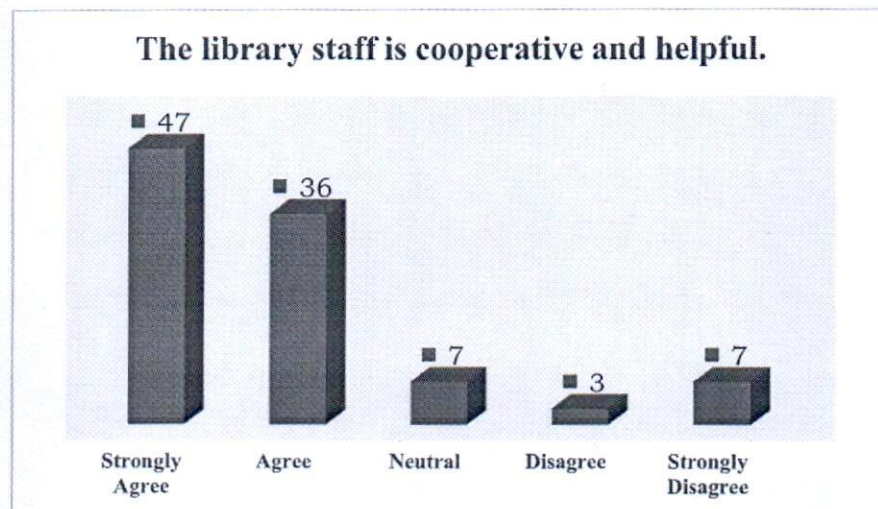
Most respondents (72%) either strongly agree or agree that digital educational resources are accessible in the library. Only 9% disagree or strongly disagree, indicating generally positive feedback regarding resource accessibility.





**The library staff is cooperative and helpful.**

Response	Percentage	Respondents
Strongly Agree	47	51
Agree	36	39
Neutral	7	8
Disagree	3	3
Strongly Disagree	7	8
Total	100	109

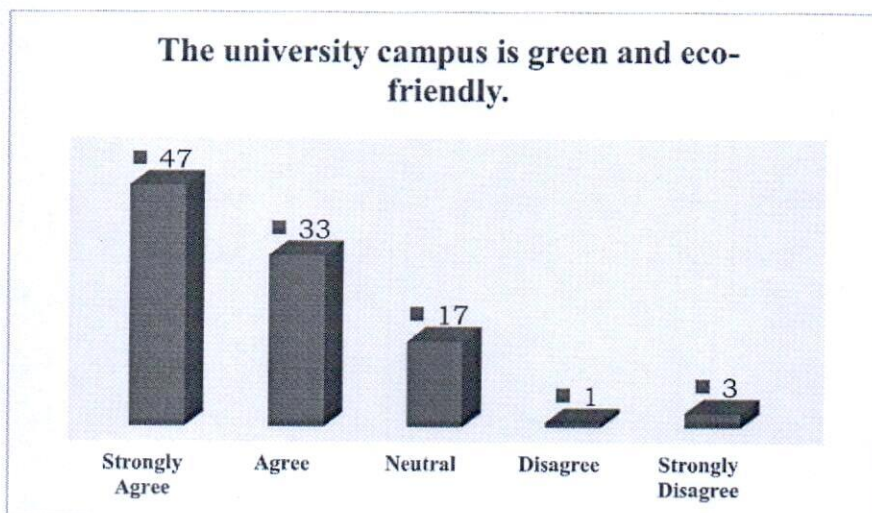


These results suggest that most users have a positive experience with the library staff's cooperation and helpfulness.



The university campus is green and eco-friendly.

Response	Percentage	Respondents
Strongly Agree	47	51
Agree	33	36
Neutral	17	18
Disagree	1	1
Strongly Disagree	3	3
Total	100	109



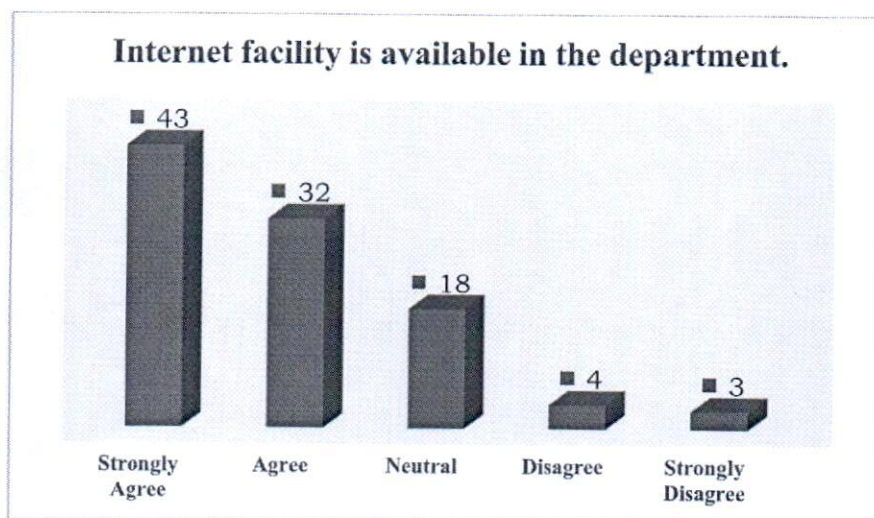
The data suggests that the university campus is widely perceived as green and eco-friendly, with 80% expressing agreement. Only a small minority (4%) disagreed with this statement.





Internet facility is available in the department.

Response	Percentage	Respondents
Strongly Agree	43	47
Agree	32	35
Neutral	18	20
Disagree	4	4
Strongly Disagree	3	3
Total	100	109



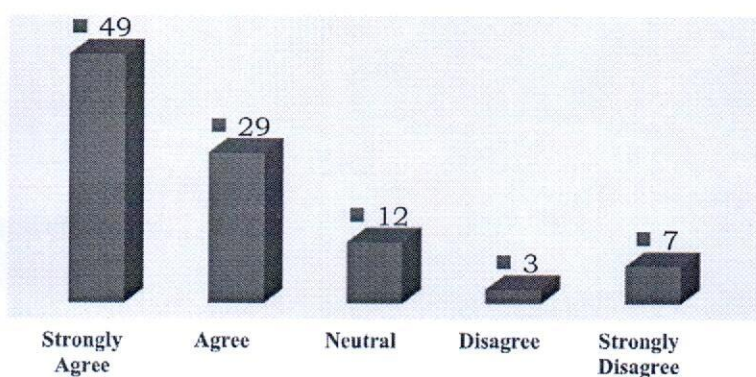
The majority (three-fourths) of the respondents are satisfied with the internet availability in the department. However, addressing the concerns of the neutral and dissatisfied respondents could help further improve the facility.



**The labs are adequately equipped with equipment in working condition.**

Response	Percentage	Respondents
Strongly Agree	49	53
Agree	29	32
Neutral	12	13
Disagree	3	3
Strongly Disagree	7	8
Total	100	109

**The labs are adequately equipped with equipment in working condition.**



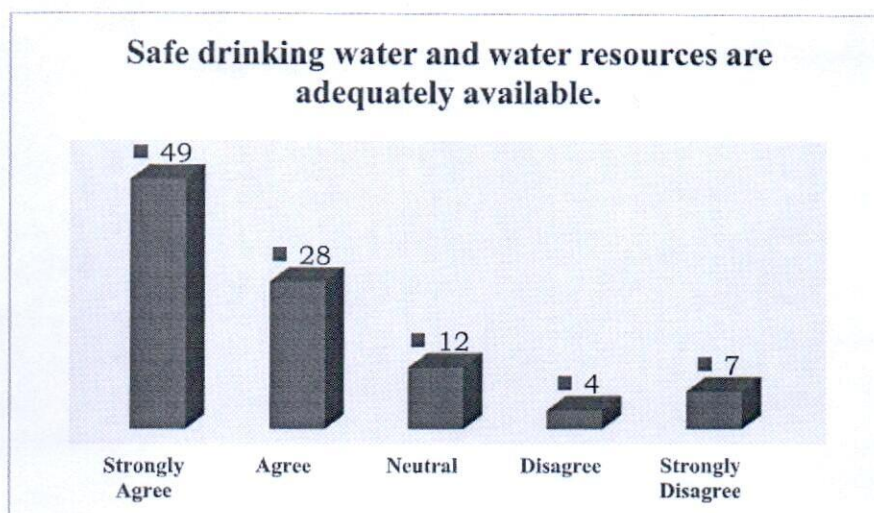
Most respondents feel that the labs are adequately equipped with working equipment. However, the concerns of the 10% who disagree should be explored to identify specific issues and ensure all lab equipment is consistently maintained and functional.





Safe drinking water and water resources are adequately available.

Response	Percentage	Respondents
Strongly Agree	49	53
Agree	28	31
Neutral	12	13
Disagree	4	4
Strongly Disagree	7	8
Total	100	109



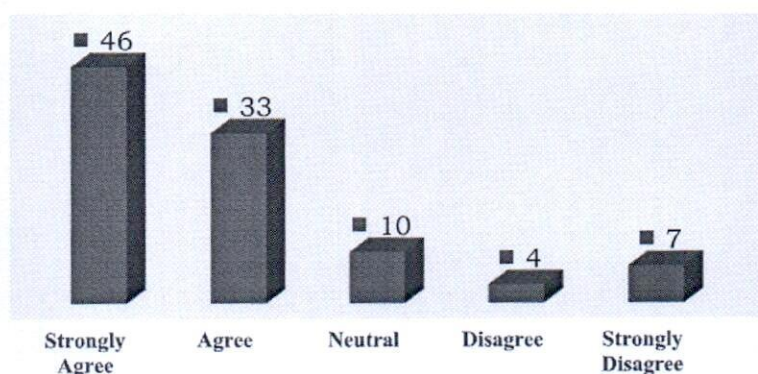
This suggests that while a majority find water resources adequate, there is a minority concerned about potential deficiencies or challenges.



**Classrooms are clean and are properly maintained.**

Response	Percentage	Respondents
Strongly Agree	46	50
Agree	33	36
Neutral	10	11
Disagree	4	4
Strongly Disagree	7	8
Total	100	109

**Classrooms are clean and are properly maintained.**



Most respondents believe that classrooms are clean and well-maintained, with only a small minority expressing concerns. This indicates a generally favourable environment but highlights areas where further improvements could ensure consistently high standards.

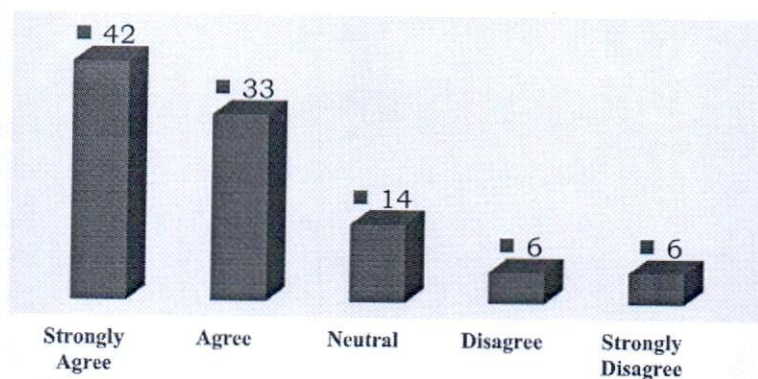




**Washrooms/ Toilets are clean, hygienic, and well maintained.**

Response	Percentage	Respondents
Strongly Agree	42	46
Agree	33	36
Neutral	14	15
Disagree	6	6
Strongly Disagree	6	6
Total	100	109

**Washrooms/ Toilets are clean, hygienic, and well maintained.**



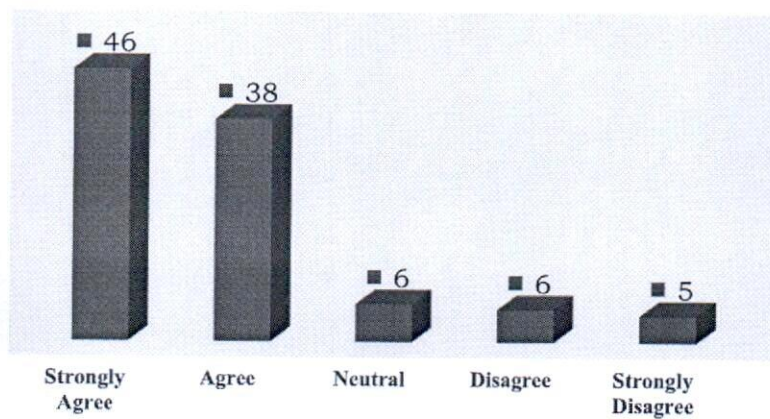
The survey results show a strong positive sentiment regarding the condition of washrooms/toilets. Maintaining consistency and addressing the concerns of dissatisfied users can enhance the overall perception and user experience.



**The campus has adequate power supply.**

Response	Percentage	Respondents
Strongly Agree	46	50
Agree	38	41
Neutral	6	7
Disagree	6	6
Strongly Disagree	5	5
Total	100	109

**The campus has adequate power supply.**



84% of respondents (Strongly Agree + Agree) believe the campus has an adequate power supply, indicating a high level of satisfaction.

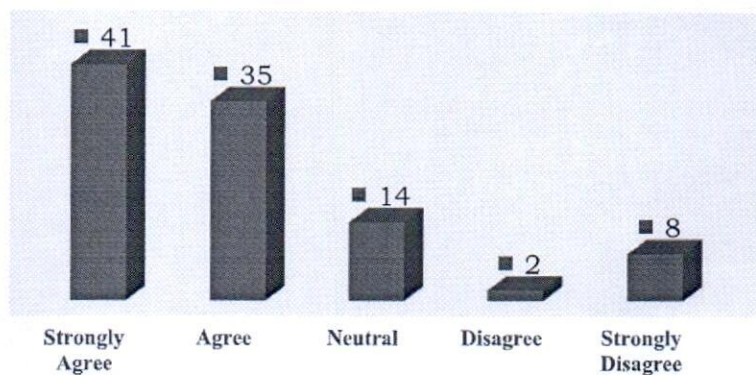




**The placement cell in the university is functioning satisfactorily.**

Response	Percentage	Respondents
Strongly Agree	41	45
Agree	35	38
Neutral	14	15
Disagree	2	2
Strongly Disagree	8	9
Total	100	109

**The placement cell in the university is functioning satisfactorily.**

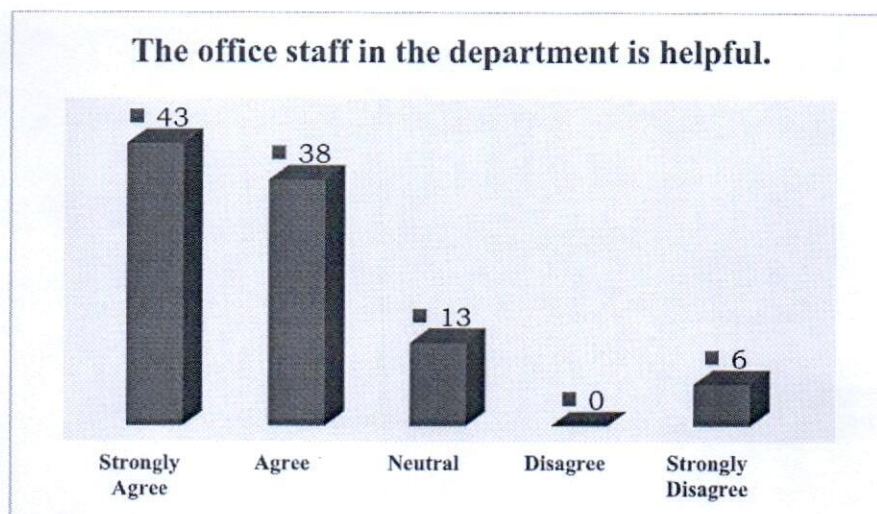


Most respondents view the placement cell positively, but focusing on feedback from neutral and dissatisfied respondents could further enhance its performance.



**The office staff in the department is helpful.**

Response	Percentage	Respondents
Strongly Agree	43	47
Agree	38	41
Neutral	13	14
Disagree	0	0
Strongly Disagree	6	7
Total	100	109



The results suggest that the majority view the office staff favourably, but there may still be room for improvement based on neutral and negative responses.

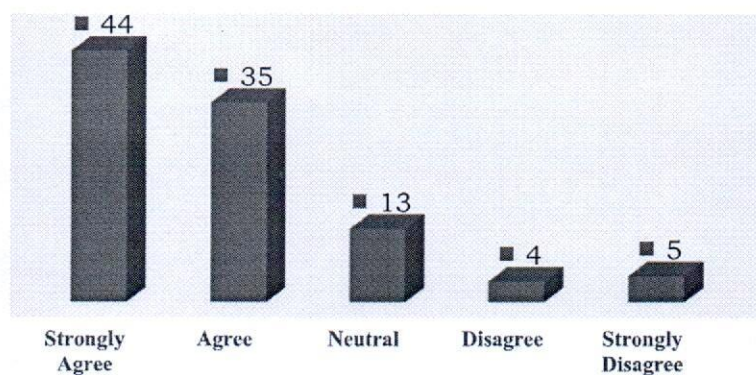




**Sufficient opportunities are provided by the NCC units and NSS units of the University.**

Response	Percentage	Respondents
Strongly Agree	44	48
Agree	35	38
Neutral	13	14
Disagree	4	4
Strongly Disagree	5	5
Total	100	109

**Sufficient opportunities are provided by the NCC units and NSS units of the University.**



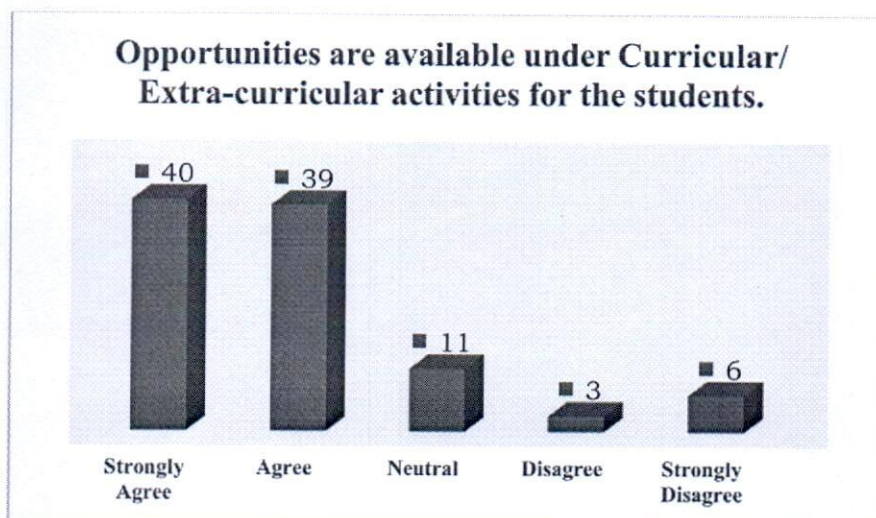
The combined total of 79% in the "Agree" and "Strongly Agree" categories demonstrates strong approval, suggesting that the university's NCC and NSS units are widely perceived as providing sufficient opportunities. Meanwhile, only 9% express dissatisfaction, indicating minimal negative sentiment. The neutral responses (13%) highlight a small area for potential improvement or further engagement.





Opportunities are available under Curricular/ Extra-curricular activities for the students.

Response	Percentage	Respondents
Strongly Agree	40	44
Agree	39	43
Neutral	11	12
Disagree	3	3
Strongly Disagree	6	7
Total	100	109



The majority (79%) of respondents feel that students have access to curricular and extracurricular opportunities, indicating a generally positive perception. However, a small percentage (9%) suggests room for improvement. Addressing concerns and neutral feedback could enhance overall satisfaction.

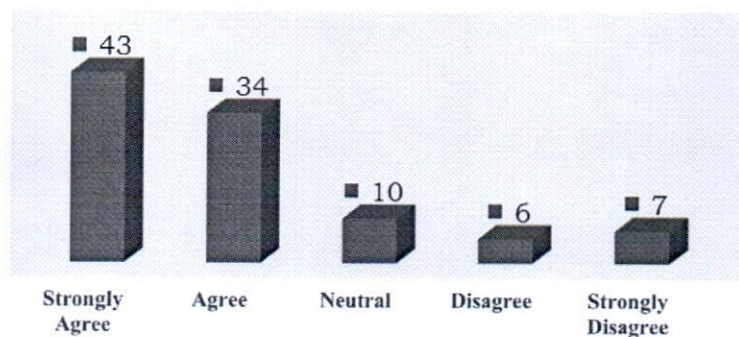




Adequate facilities related to sports / gymnasium/ recreation are provided by the University.

Response	Percentage	Respondents
Strongly Agree	43	47
Agree	34	37
Neutral	10	11
Disagree	6	6
Strongly Disagree	7	8
Total	100	109

Adequate facilities related to sports / gymnasium/ recreation are provided by the University.



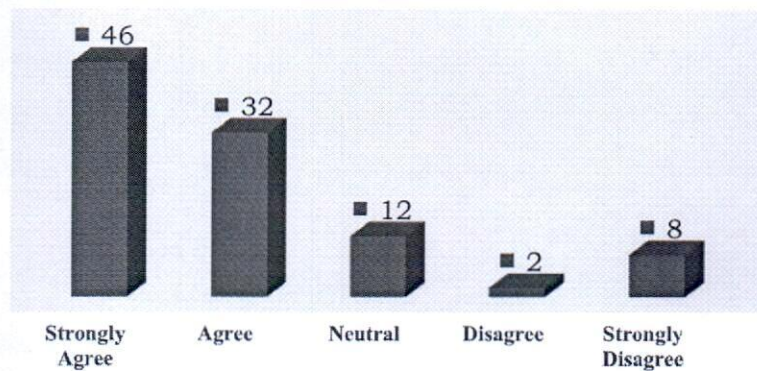
Most respondents (77%) agree or strongly agree that the university offers adequate facilities. This suggests that while overall feedback is positive, addressing the concerns of the 13% dissatisfied and engaging the neutral 10% could enhance the perception of these facilities.



**Appropriate medical facilities are available in the University campus.**

Response	Percentage	Respondents
Strongly Agree	46	50
Agree	32	35
Neutral	12	13
Disagree	2	2
Strongly Disagree	8	9
Total	100	109

**Appropriate medical facilities are available in the University campus.**



Most respondents perceive the medical facilities on campus positively. However, addressing concerns from the 10% dissatisfied and exploring reasons behind the neutral responses could further improve student satisfaction.

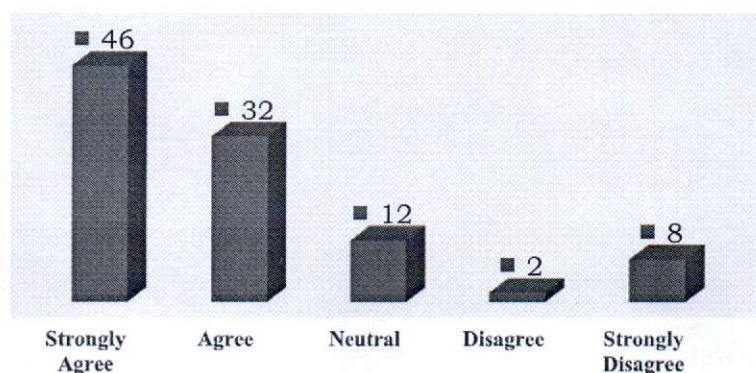




**Facilities provided in the University hostels are adequate.**

Response	Percentage	Respondents
Strongly Agree	46	50
Agree	32	35
Neutral	12	13
Disagree	2	2
Strongly Disagree	8	9
Total	100	109

**Facilities provided in the University hostels are adequate.**



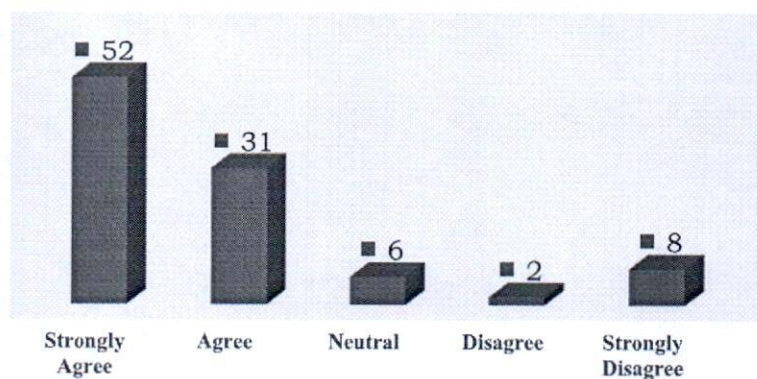
78% of respondents (Strongly Agree + Agree) find the hostel facilities adequate. This data suggests overall satisfaction, but the university may consider exploring the concerns of the dissatisfied respondents to improve hostel facilities further.



**Bank/Post-office/ATM facilities are available in the University campus.**

Response	Percentage	Respondents
Strongly Agree	52	57
Agree	31	34
Neutral	6	7
Disagree	2	2
Strongly Disagree	8	9
Total	100	109

**Bank/Post-office/ATM facilities are available in the University campus.**



83% of respondents (Strongly Agree + Agree) believe that banking, post-office, or ATM facilities are available on campus. This data suggests a generally positive perception of these facilities' availability, with room for improvement in addressing the concerns of the dissenting 10%.





## **SECTION - ALUMNI**



## **RESEARCH METHODOLOGY**

<b>Data Type:</b>	Primary
<b>Data Collection Tool:</b>	Survey (Online)
<b>Sample Size:</b>	78
<b>Sample Frame:</b>	Students of IFTM University who passed out of the University before 2023-24 from School of Pharmaceutical Sciences
<b>Sampling:</b>	Probability Sampling
<b>Questionnaire:</b>	Five-point Likert scale





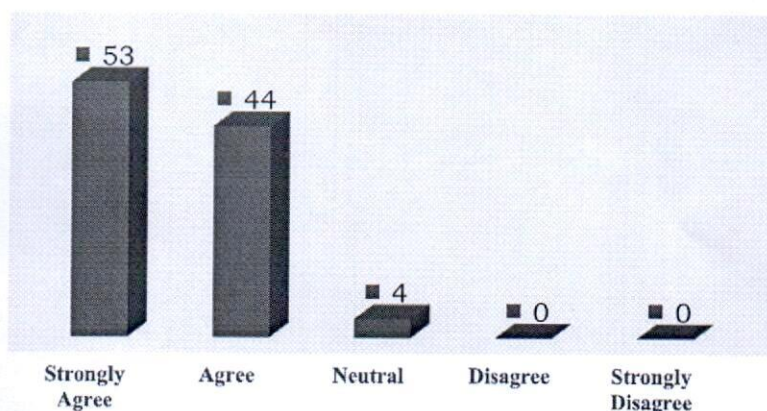
## PART – A

### CURRICULUM

The curriculum provided added flexibility and diversity among the offered courses across the programmes.

Response	Percentage	Respondents
Strongly Agree	53	41
Agree	44	34
Neutral	4	3
Disagree	0	0
Strongly Disagree	0	0
Total	100	78

**The curriculum provided added flexibility and diversity among the offered courses across the programmes.**



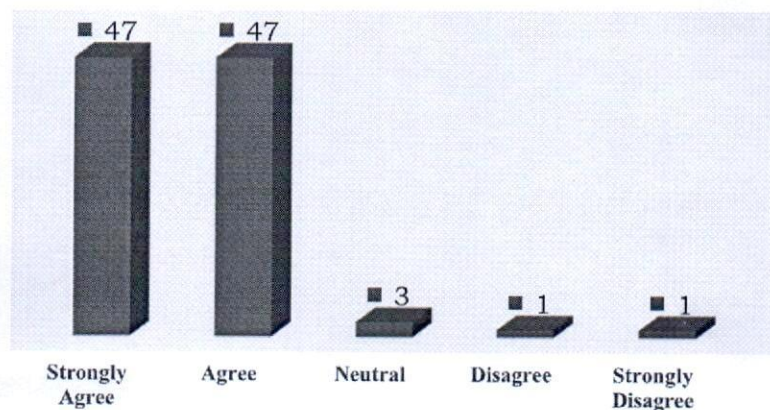
97% of respondents (Strongly Agree + Agree) affirm that the curriculum provides flexibility and diversity, suggesting it meets or exceeds expectations in these areas. This is a highly positive outcome for the programme's structure and course offerings.



The curriculum based on courses of the programme led to employability, skill development and entrepreneurship.

Response	Percentage	Respondents
Strongly Agree	47	37
Agree	47	37
Neutral	3	2
Disagree	1	1
Strongly Disagree	1	1
Total	100	78

The curriculum based on courses of the programme led to employability, skill development and entrepreneurship.



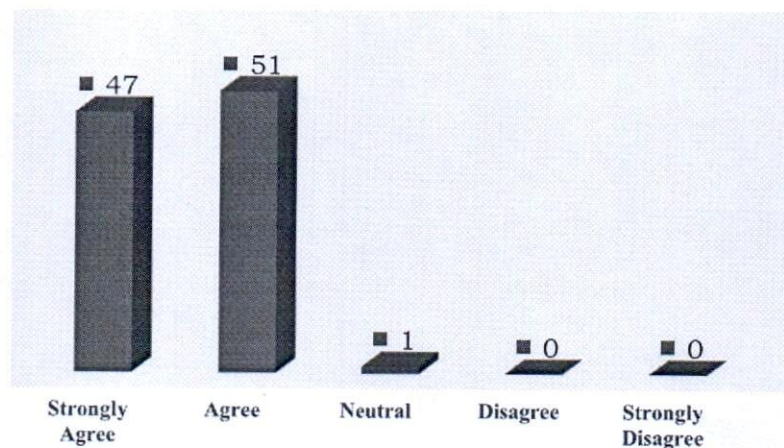
The curriculum appears highly effective in promoting employability, skills, and entrepreneurship, as indicated by most positive responses. The low percentage of neutral or negative feedback suggests minimal room for concern or significant improvement.



The offered course structure and syllabus was interesting and easy to understand.

Response	Percentage	Respondents
Strongly Agree	47	37
Agree	51	40
Neutral	1	1
Disagree	0	0
Strongly Disagree	0	0
Total	100	78

The offered course structure and syllabus was interesting and easy to understand.



A significant majority (98%) found the course structure and syllabus interesting and easy to understand, indicating strong positive feedback. Only 1 respondent remained neutral, and no one expressed a negative opinion.

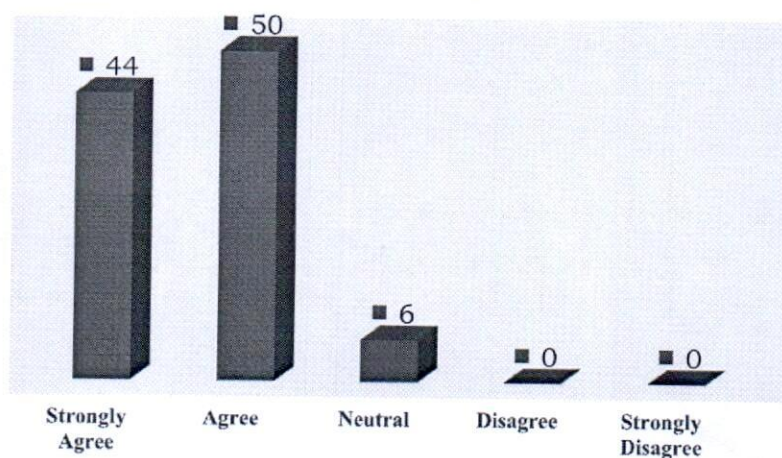




The curriculum offered by the University met with the industry requirements.

Response	Percentage	Respondents
Strongly Agree	44	34
Agree	50	39
Neutral	6	5
Disagree	0	0
Strongly Disagree	0	0
Total	100	78

The curriculum offered by the University met with the industry requirements.



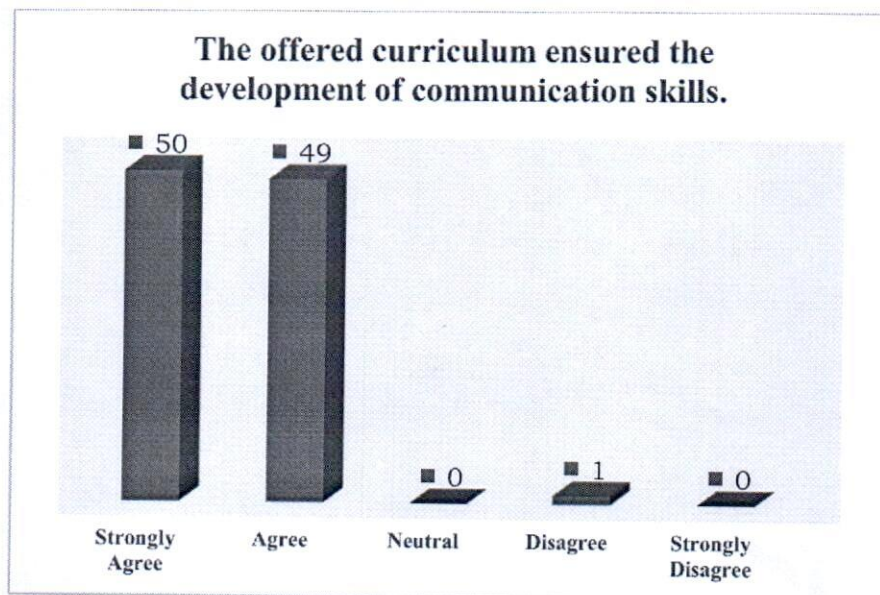
A combined 94% of respondents (73 out of 78) agree or strongly agree that the curriculum meets industry requirements. This suggests a high level of alignment and relevance, with no respondents expressing dissatisfaction. The 6% neutral response indicates that a small portion may see room for improvement or need more experience to assess fully.





The offered curriculum ensured the development of communication skills.

Response	Percentage	Respondents
Strongly Agree	50	39
Agree	49	38
Neutral	0	0
Disagree	1	1
Strongly Disagree	0	0
Total	100	78



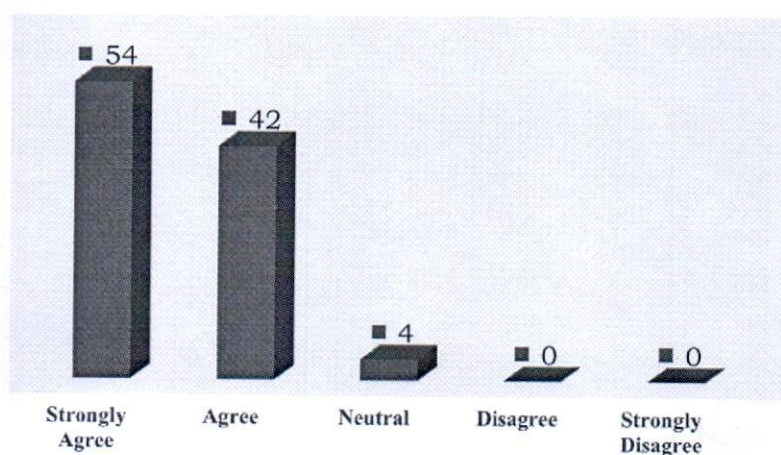
A vast majority (99%) of respondents either strongly agreed or agreed that the curriculum effectively developed communication skills.



The curriculum was found to bridge the gap between theory and practical exercises.

Response	Percentage	Respondents
Strongly Agree	54	42
Agree	42	33
Neutral	4	3
Disagree	0	0
Strongly Disagree	0	0
Total	100	78

The curriculum was found to bridge the gap between theory and practical exercises.



Overall, 96% of respondents agree or strongly agree, pointing to a well-designed curriculum that successfully integrates theory with practical application.

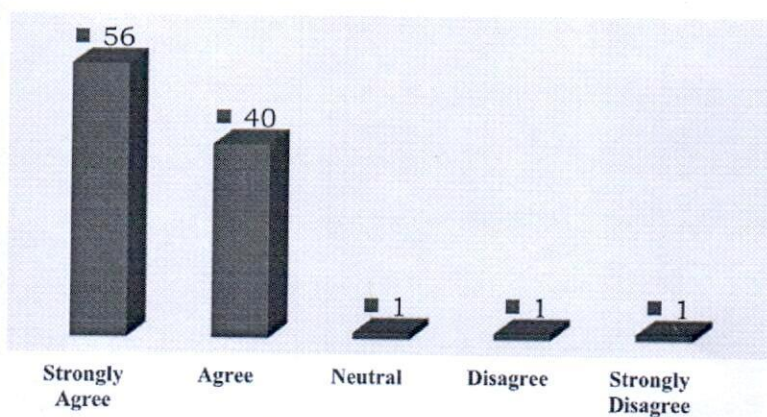




The Value added courses (VAC) offered by the University were relevant to develop more learning skills.

Response	Percentage	Respondents
Strongly Agree	56	44
Agree	40	31
Neutral	1	1
Disagree	1	1
Strongly Disagree	1	1
Total	100	78

The Value added courses (VAC) offered by the University were relevant to develop more learning skills.



96% of respondents (75 out of 78) either agreed or strongly agreed that the courses helped develop learning skills. This suggests that the majority found the VACs beneficial and relevant.

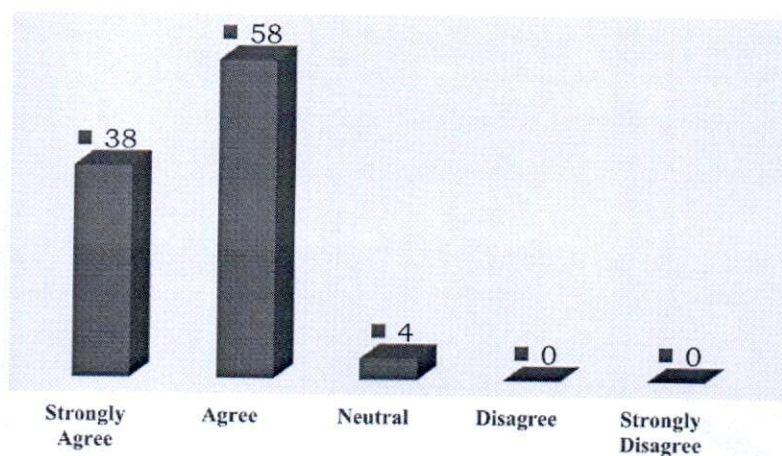




The courses offered in the programme were found to be relevant to my job ambitions.

Response	Percentage	Respondents
Strongly Agree	38	30
Agree	58	45
Neutral	4	3
Disagree	0	0
Strongly Disagree	0	0
Total	100	78

The courses offered in the programme were found to be relevant to my job ambitions.



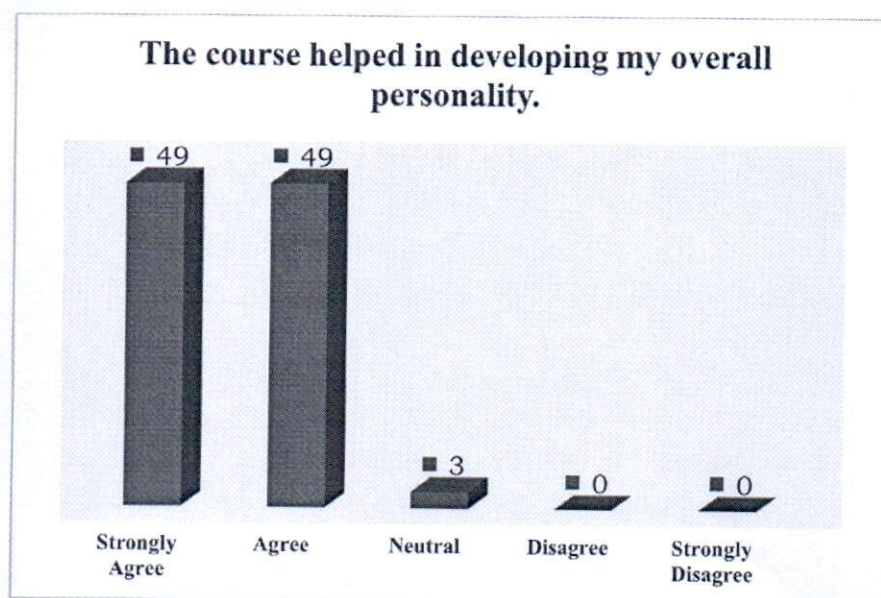
A total of 96% (75 out of 78) respondents agreed or strongly agreed that the courses were relevant to their job ambitions. This suggests a high level of satisfaction regarding the program's relevance to career goals.





**The course helped in developing my overall personality.**

Response	Percentage	Respondents
Strongly Agree	49	38
Agree	49	38
Neutral	3	2
Disagree	0	0
Strongly Disagree	0	0
Total	100	78



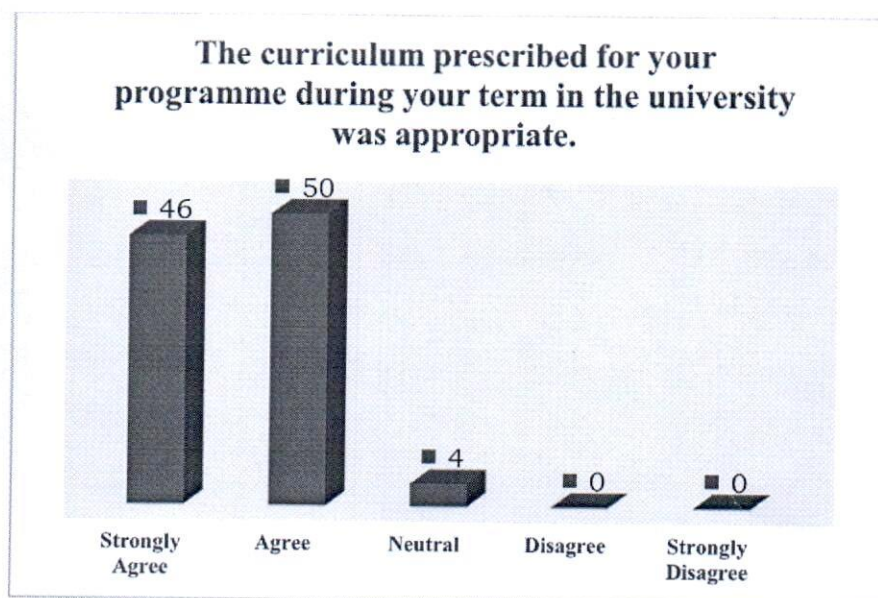
An overwhelming majority (98%) agreed or strongly agreed that the course helped in developing their overall personality. Only 3% remained neutral, and no respondents disagreed or strongly disagreed. This indicates a highly positive impact of the course on participants' personal development.





The curriculum prescribed for your programme during your term in the university was appropriate.

Response	Percentage	Respondents
Strongly Agree	46	36
Agree	50	39
Neutral	4	3
Disagree	0	0
Strongly Disagree	0	0
Total	100	78



The overwhelmingly positive response (96%) indicates a strong consensus that the curriculum was well-designed and relevant to students' needs during their university program. There is no recorded dissatisfaction, suggesting high satisfaction with the academic structure provided.

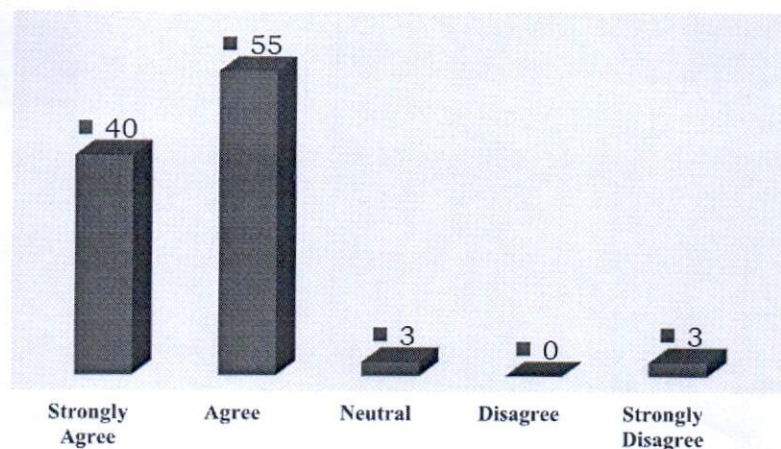




Academic environment available in the University was found to be favourable.

Response	Percentage	Respondents
Strongly Agree	40	31
Agree	55	43
Neutral	3	2
Disagree	0	0
Strongly Disagree	3	2
Total	100	78

Academic environment available in the University was found to be favourable.



Most respondents (95%) found the academic environment favourable, with 40% expressing strong agreement. Very few respondents (only 3%) held a negative view, indicating overall satisfaction with the university's academic environment.





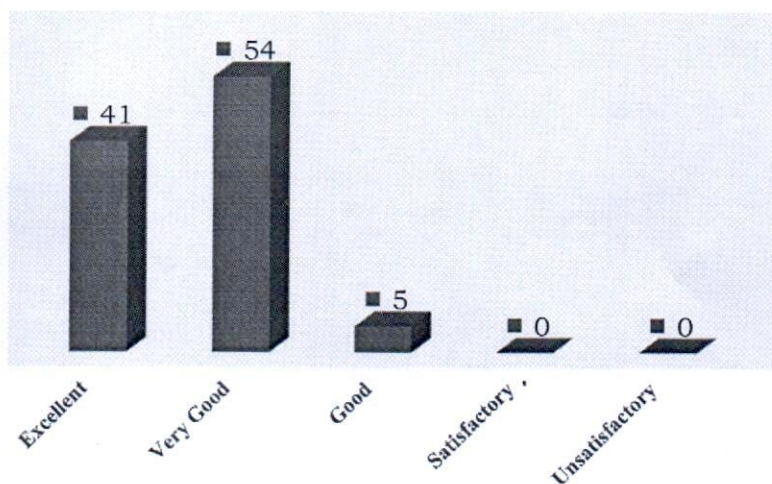
## PART – B

### INSTITUTIONAL FACILITIES

**How would you rate admission procedure?**

Response	Percentage	Respondents
Excellent	41	32
Very Good	54	42
Good	5	4
Satisfactory	0	0
Unsatisfactory	0	0
<b>Total</b>	<b>100</b>	<b>78</b>

**How would you rate admission procedure?**

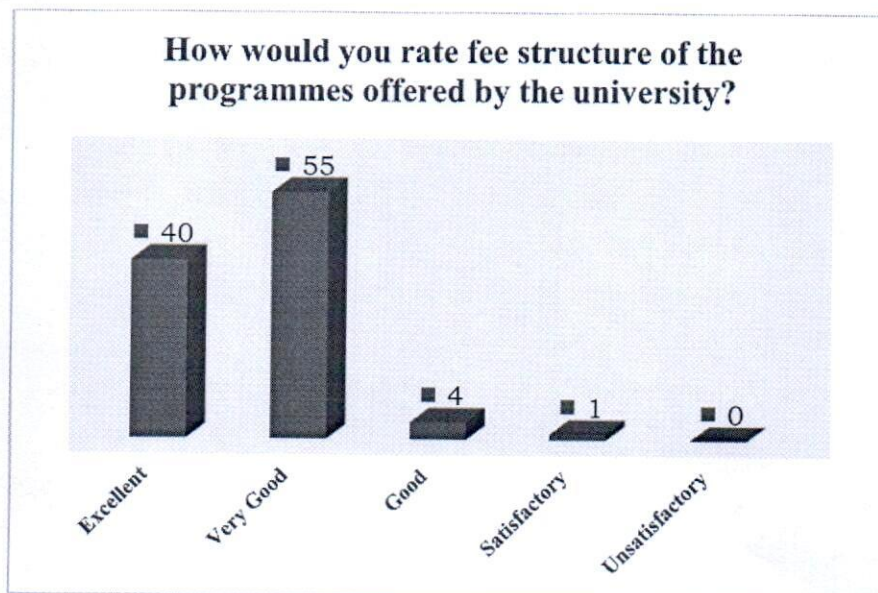


Most respondents (95%) rated the procedure as "Excellent" or "Very Good," indicating strong satisfaction. No respondents found the process unsatisfactory, showing an overall positive perception.



How would you rate fee structure of the programmes offered by the university?

Response	Percentage	Respondents
Excellent	40	31
Very Good	55	43
Good	4	3
Satisfactory	1	1
Unsatisfactory	0	0
Total	100	78

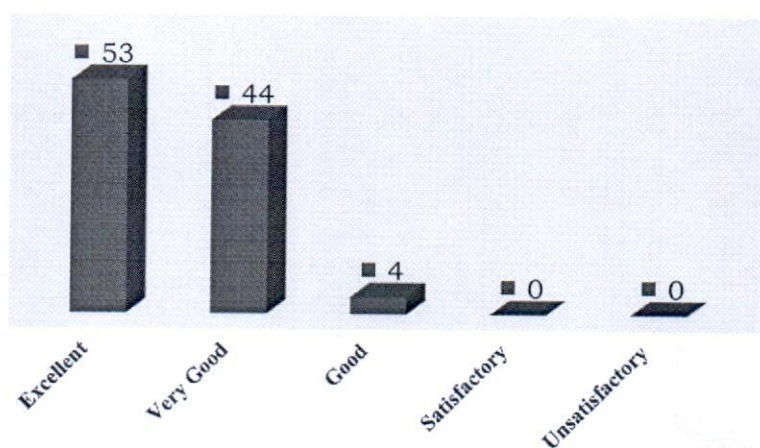


The overwhelmingly positive response suggests that the university's fee structure is widely regarded as fair and reasonable. The absence of negative responses and the minimal percentage in the "Satisfactory" category indicate strong satisfaction among students or stakeholders.

### How would you rate infrastructure and lab facilities?

Response	Percentage	Respondents
Excellent	53	41
Very Good	44	34
Good	4	3
Satisfactory	0	0
Unsatisfactory	0	0
Total	100	78

### How would you rate infrastructure and lab facilities?



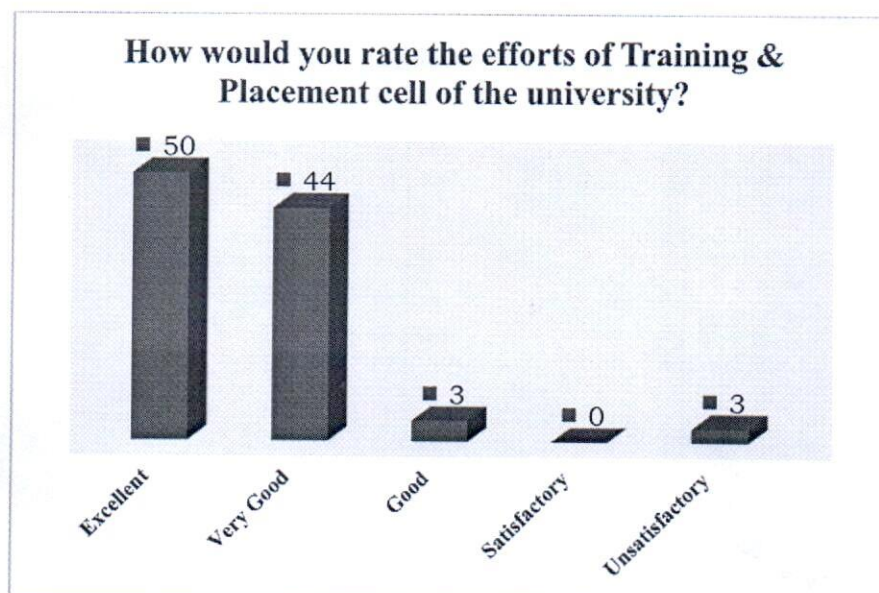
A significant majority of respondents (97%) rated the infrastructure and lab facilities as either Excellent or Very Good. The overall rating indicates that infrastructure and lab facilities are highly satisfactory, with overwhelmingly positive feedback from respondents.





**How would you rate the efforts of Training & Placement cell of the university?**

Response	Percentage	Respondents
Excellent	50	39
Very Good	44	34
Good	3	3
Satisfactory	0	0
Unsatisfactory	3	2
Total	100	78



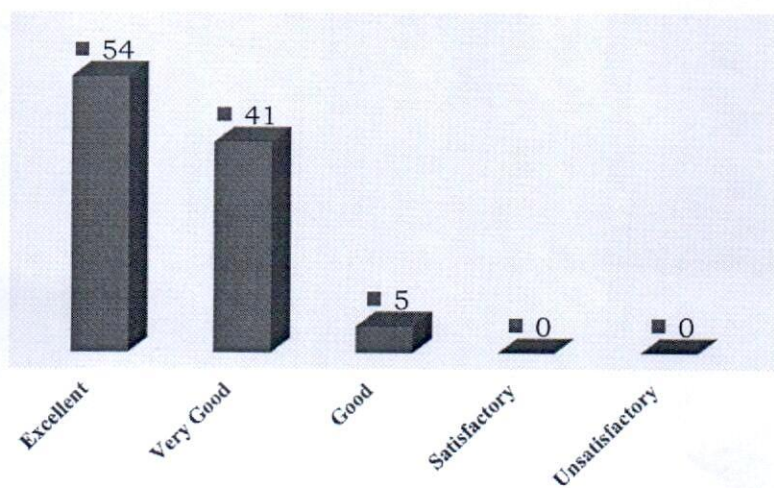
The Training & Placement Cell's efforts are widely appreciated, with only a few respondents indicating dissatisfaction. Focusing on the specific feedback from the 3% unsatisfied respondents could help achieve an even higher level of performance.



**How would you rate the library facilities?**

Response	Percentage	Respondents
Excellent	54	42
Very Good	41	32
Good	5	4
Satisfactory	0	0
Unsatisfactory	0	0
Total	100	78

**How would you rate the library facilities?**



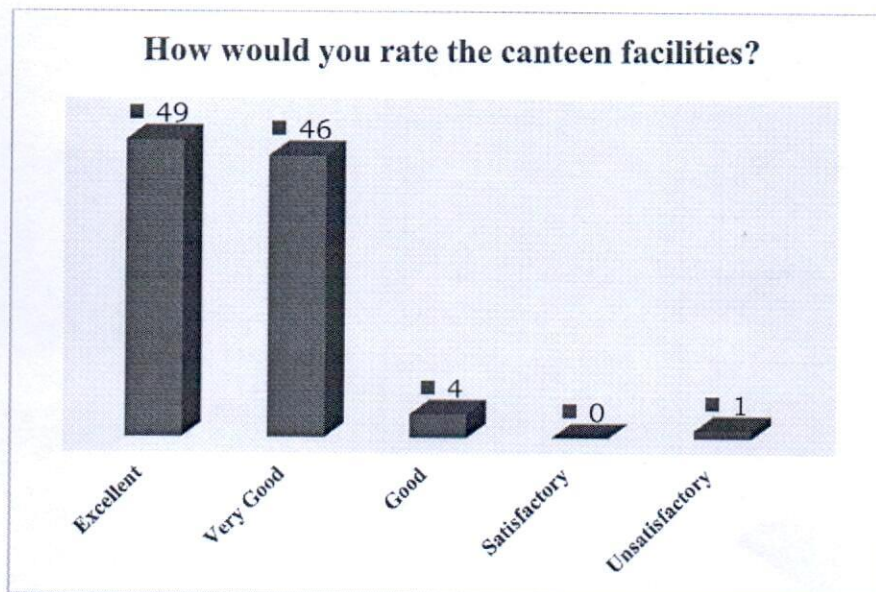
95% of respondents rated the library facilities as either Excellent or Very Good, indicating a high level of satisfaction. There were no negative responses, showing that the library meets or exceeds expectations for most users.





**How would you rate the canteen facilities?**

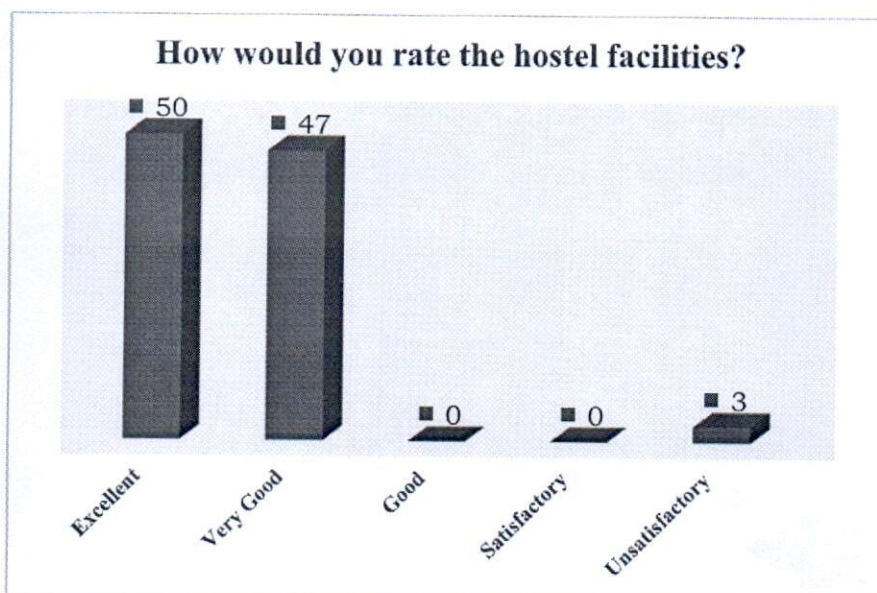
Response	Percentage	Respondents
Excellent	49	38
Very Good	46	36
Good	4	3
Satisfactory	0	0
Unsatisfactory	1	1
Total	100	78



95% of respondents rated the facilities as either Excellent or Very Good, indicating high overall satisfaction. This suggests the canteen is well-received, with minimal dissatisfaction.

How would you rate the hostel facilities?

Response	Percentage	Respondents
Excellent	50	39
Very Good	47	37
Good	0	0
Satisfactory	0	0
Unsatisfactory	3	2
Total	100	78



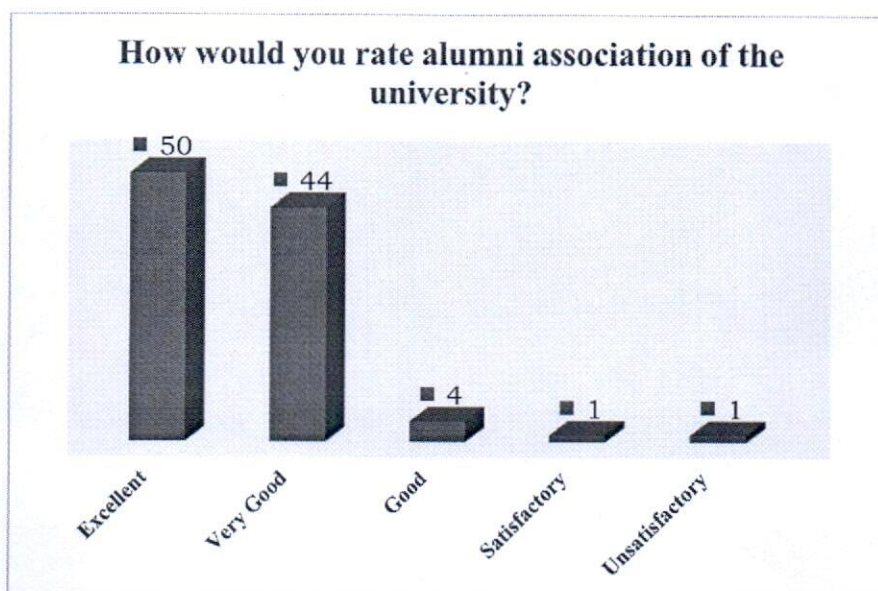
Most respondents rated the hostel facilities as Excellent (50%) and Very Good (47%), indicating a highly positive overall perception of the facilities.





**How would you rate alumni association of the university?**

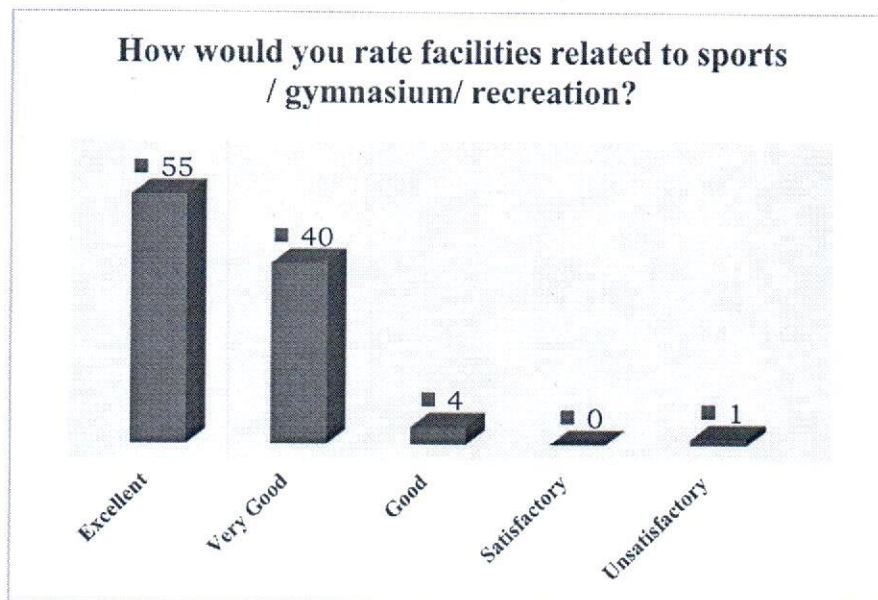
Response	Percentage	Respondents
Excellent	50	39
Very Good	44	34
Good	4	3
Satisfactory	1	1
Unsatisfactory	1	1
Total	100	78



The alumni association is rated quite positively, with 94% of respondents giving it a Very Good or Excellent rating. The ratings of Satisfactory and Unsatisfactory are minimal, pointing to a generally favourable view among the majority of respondents.

**How would you rate facilities related to sports / gymnasium/ recreation?**

Response	Percentage	Respondents
Excellent	55	43
Very Good	40	31
Good	4	3
Satisfactory	0	0
Unsatisfactory	1	1
Total	100	78



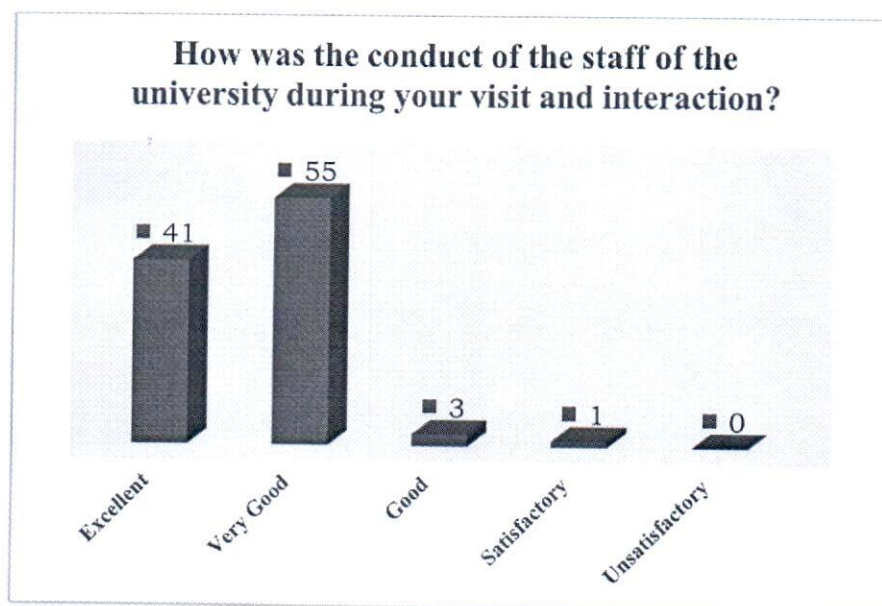
The facilities related to sports, gymnasium, and recreation are highly regarded, with 95% of respondents giving them either an Excellent or Very Good rating. Only a minimal number (1%) expressed dissatisfaction, suggesting that the overall perception of these facilities is very positive.





**How was the conduct of the staff of the university during your visit and interaction?**

Response	Percentage	Respondents
Excellent	41	32
Very Good	55	43
Good	3	2
Satisfactory	1	1
Unsatisfactory	0	0
Total	100	78

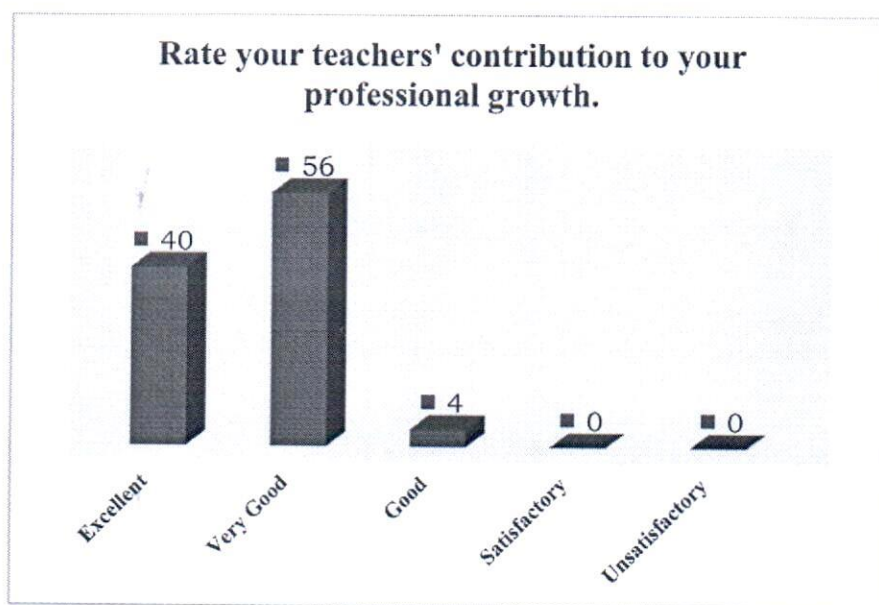


This shows that most respondents had a favourable experience with the staff, with 96% rating their conduct as either excellent or very good. Only a small portion, 4%, gave lower ratings (good or satisfactory), and no respondents reported an unsatisfactory experience.



**Rate your teachers' contribution to your professional growth.**

Response	Percentage	Respondents
Excellent	40	31
Very Good	56	44
Good	4	3
Satisfactory	0	0
Unsatisfactory	0	0
Total	100	78



This indicates that 96% of respondents felt that their teachers made a significant contribution to their professional growth, with 40% rating it as excellent and 56% as very good. There were no respondents who reported a satisfactory or unsatisfactory experience.

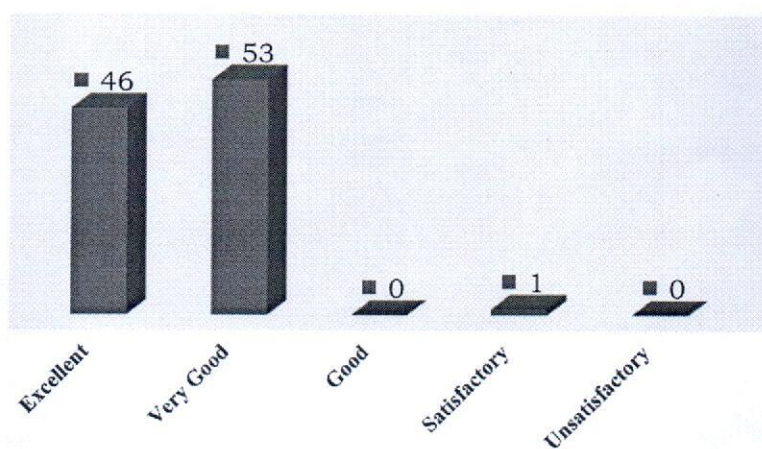




**Rate the quality of education imparted in the University.**

Response	Percentage	Respondents
Excellent	46	36
Very Good	53	41
Good	0	0
Satisfactory	1	1
Unsatisfactory	0	0
Total	100	78

**Rate the quality of education imparted in the University.**



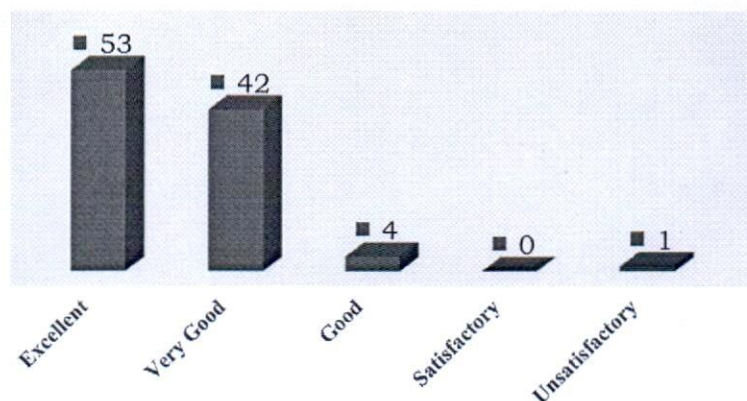
99% of respondents gave a positive evaluation, with 77 out of 78 people choosing "Excellent" or "Very Good." The quality of education at the university appears to be rated highly by the respondents, with nearly all of them indicating that the education is either "Excellent" or "Very Good."



Rate the suitability of skills-related courses to the industry which were included in the programmes.

Response	Percentage	Respondents
Excellent	53	41
Very Good	42	33
Good	4	3
Satisfactory	0	0
Unsatisfactory	1	1
Total	100	78

Rate the suitability of skills-related courses to the industry which were included in the programmes.



Most respondents (95%) have a positive view, with 53% rating the suitability as "Excellent" and 42% as "Very Good." Only a very small percentage had concerns, with one respondent finding the courses unsatisfactory.

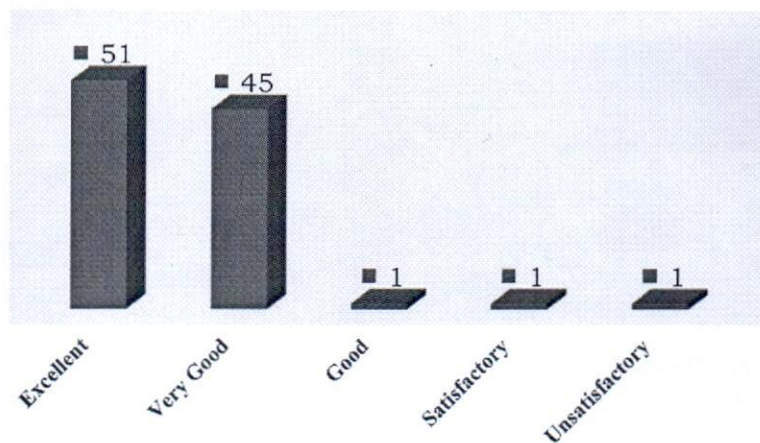




Rate the development activities organized by the university for your overall development.

Response	Percentage	Respondents
Excellent	51	40
Very Good	45	35
Good	1	1
Satisfactory	1	1
Unsatisfactory	1	1
Total	100	78

Rate the development activities organized by the university for your overall development.

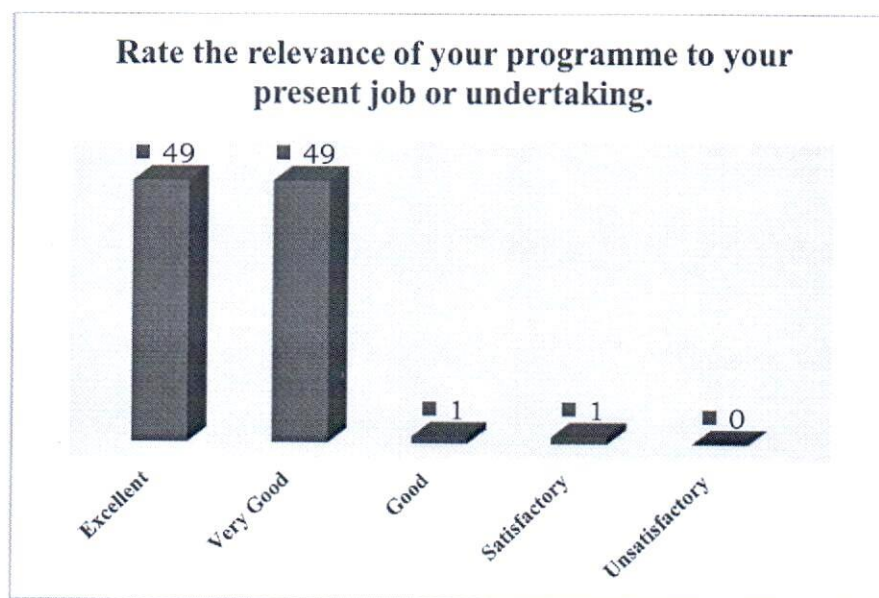


A large majority of respondents (96%) rated the development activities as either Excellent (51%) or Very Good (45%). In conclusion, the university's development activities are highly rated by most respondents.



**Rate the relevance of your programme to your present job or undertaking.**

Response	Percentage	Respondents
Excellent	49	38
Very Good	49	38
Good	1	1
Satisfactory	1	1
Unsatisfactory	0	0
<b>Total</b>	<b>100</b>	<b>78</b>



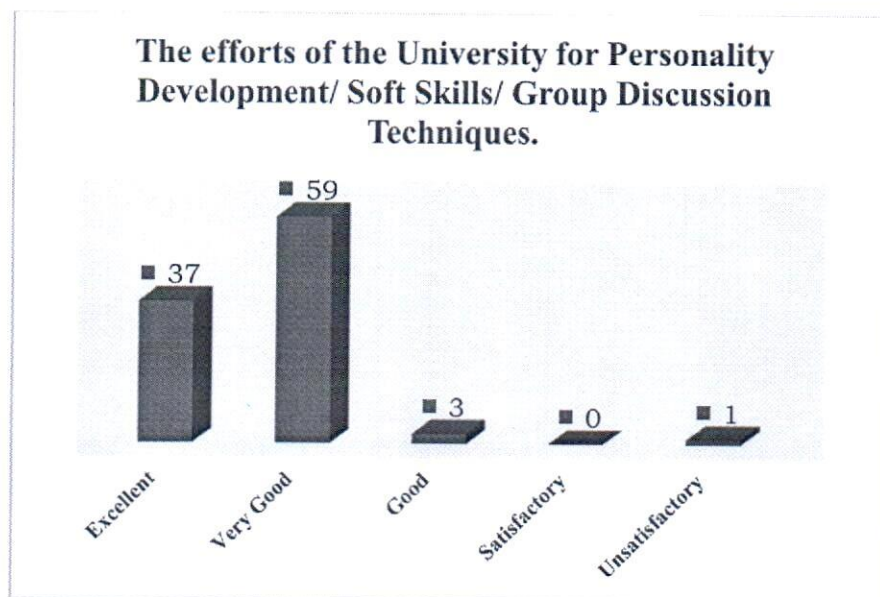
Out of a total of 78 respondents, a combined 98% rated the program as either Excellent or Very Good, suggesting a very high level of relevance to their work or undertaking. Only 2% rated it as Good or Satisfactory, indicating minimal dissatisfaction. There were no respondents who found the programme Unsatisfactory.





**The efforts of the University for Personality Development/ Soft Skills/ Group Discussion Techniques.**

Response	Percentage	Respondents
Excellent	37	29
Very Good	59	46
Good	3	2
Satisfactory	0	0
Unsatisfactory	1	1
Total	100	78



The survey shows that most respondents viewed the university's efforts positively, with 96% rating them as either excellent or very good. Only a small fraction gave neutral or negative feedback.



# **SECTION - EMPLOYER**





## **RESEARCH METHODOLOGY**

<b>Data Type:</b>	Primary
<b>Data Collection Tool:</b>	Survey (Online)
<b>Sample Size:</b>	13
<b>Sample Frame:</b>	Business Organisations provided employment/ training to students of IFTM University from School of Pharmaceutical Sciences
<b>Sampling:</b>	Probability Sampling
<b>Questionnaire:</b>	Five-point Likert scale



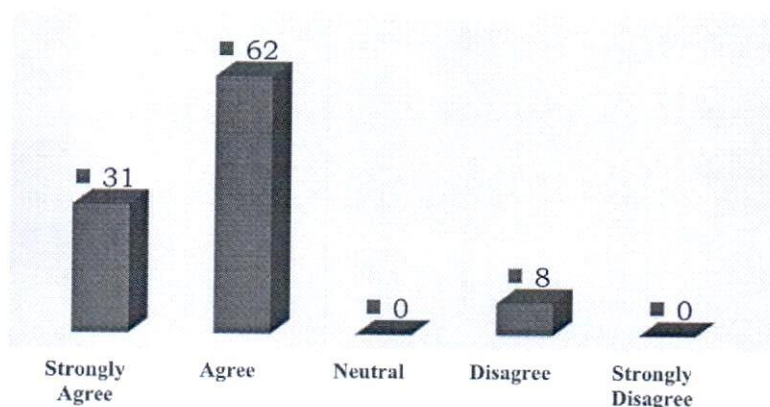
## PART – A

### CURRICULUM

The programmes offered by IFTM university have applicability to real life situations and practical approach.

Response	Percentage	Respondents
Strongly Agree	31	4
Agree	62	8
Neutral	0	0
Disagree	8	1
Strongly Disagree	0	0
Total	100	13

**The programmes offered by IFTM university  
have applicability to real life situations and  
practical approach.**



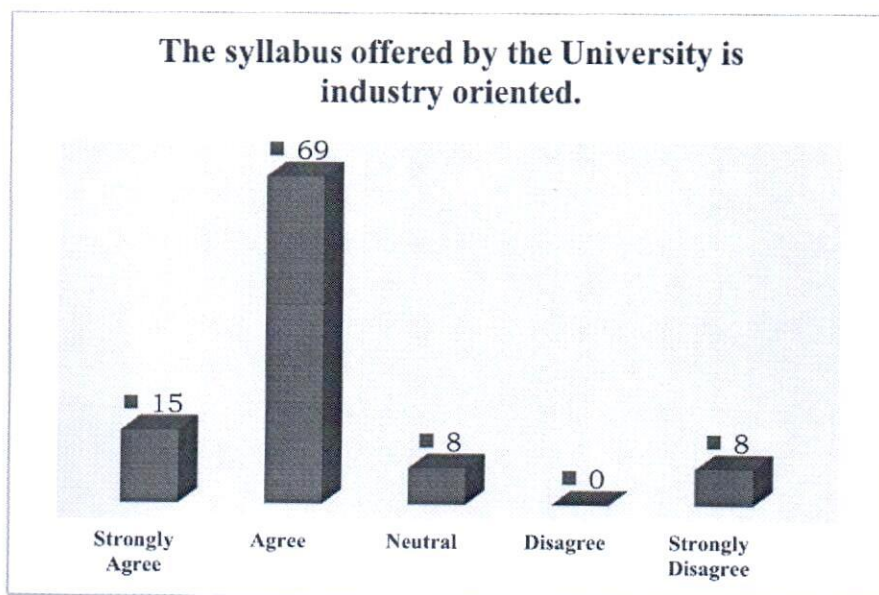
Most respondents (93%) agree that the programmes have real-life applicability and a practical approach, with 31% strongly agreeing and 62% agreeing.





The syllabus offered by the University is industry oriented.

Response	Percentage	Respondents
Strongly Agree	15	2
Agree	69	9
Neutral	8	1
Disagree	0	0
Strongly Disagree	8	1
Total	100	13



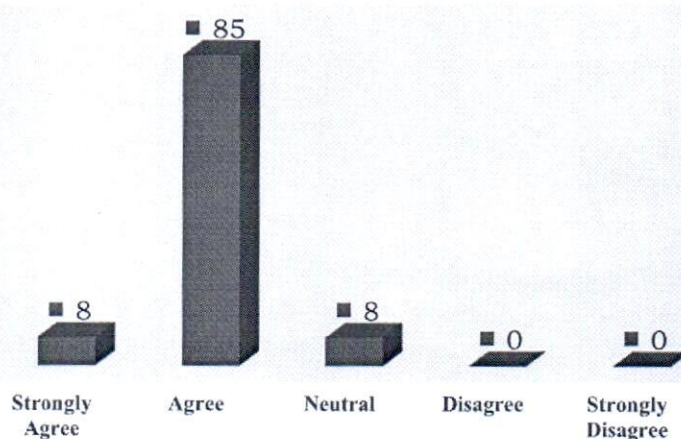
The majority (69%) of respondents Agree that the syllabus is industry-oriented. A small percentage (15%) Strongly Agree, suggesting a generally positive perception. This indicates that most respondents view the syllabus positively in terms of its alignment with industry needs.



The curriculum is appraised to keep it up to date with the industrial and societal needs.

Response	Percentage	Respondents
Strongly Agree	8	1
Agree	85	11
Neutral	8	1
Disagree	0	0
Strongly Disagree	0	0
Total	100	13

The curriculum is appraised to keep it up to date with the industrial and societal needs.



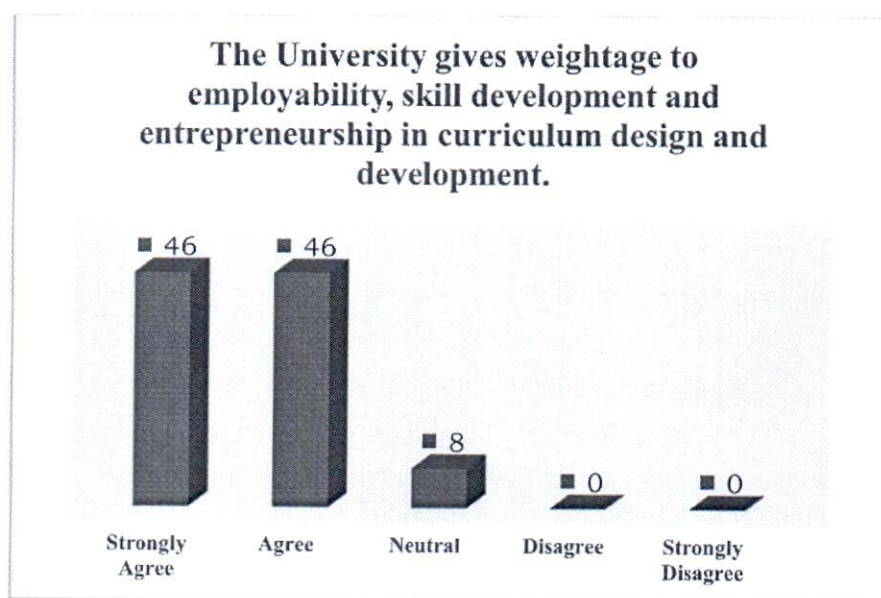
A significant majority (85%) of respondents agree that the curriculum is updated to meet industrial and societal needs, with only a small percentage remaining neutral (8%). No respondents disagreed with the statement, suggesting general satisfaction with the curriculum's relevance to current needs.





**The University gives weightage to employability, skill development and entrepreneurship in curriculum design and development.**

Response	Percentage	Respondents
Strongly Agree	46	6
Agree	46	6
Neutral	8	1
Disagree	0	0
Strongly Disagree	0	0
Total	100	13

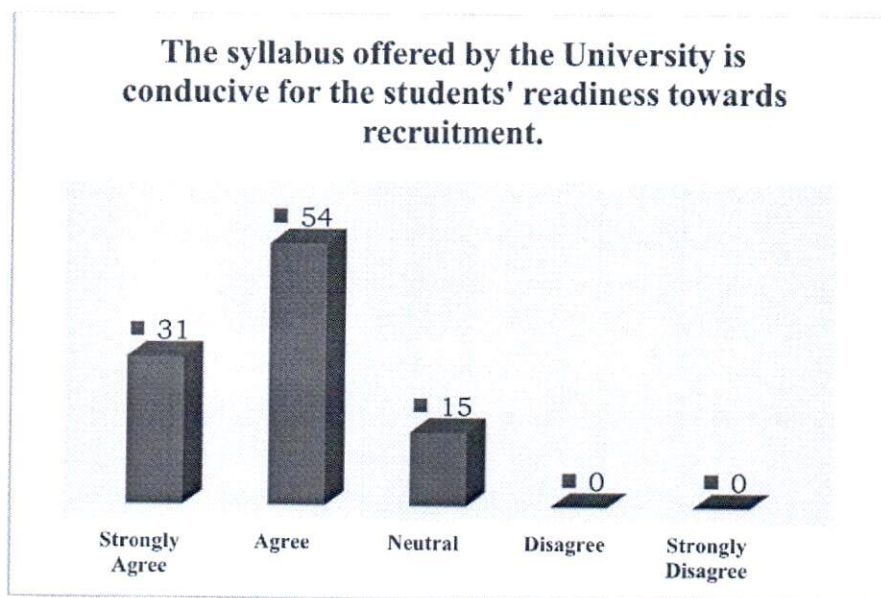


The overall feedback suggests that the university is effectively integrating employability, skill development, and entrepreneurship into its curriculum, as the vast majority of respondents support this claim.



The syllabus offered by the University is conducive for the students' readiness towards recruitment.

Response	Percentage	Respondents
Strongly Agree	31	4
Agree	54	7
Neutral	15	2
Disagree	0	0
Strongly Disagree	0	0
Total	100	13



A significant majority of respondents (85%) either strongly agree or agree that the syllabus supports students' preparedness for recruitment, indicating a positive response to the curriculum.



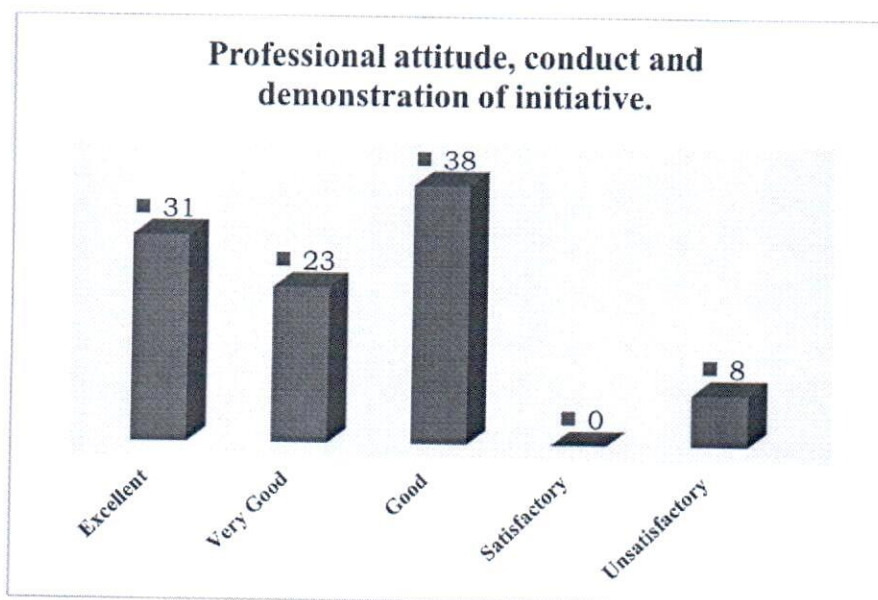


## PART – B

### WORK PERFORMANCE

**Professional attitude, conduct and demonstration of initiative.**

Response	Percentage	Respondents
Excellent	31	4
Very Good	23	3
Good	38	5
Satisfactory	0	0
Unsatisfactory	8	1
<b>Total</b>	<b>100</b>	<b>13</b>

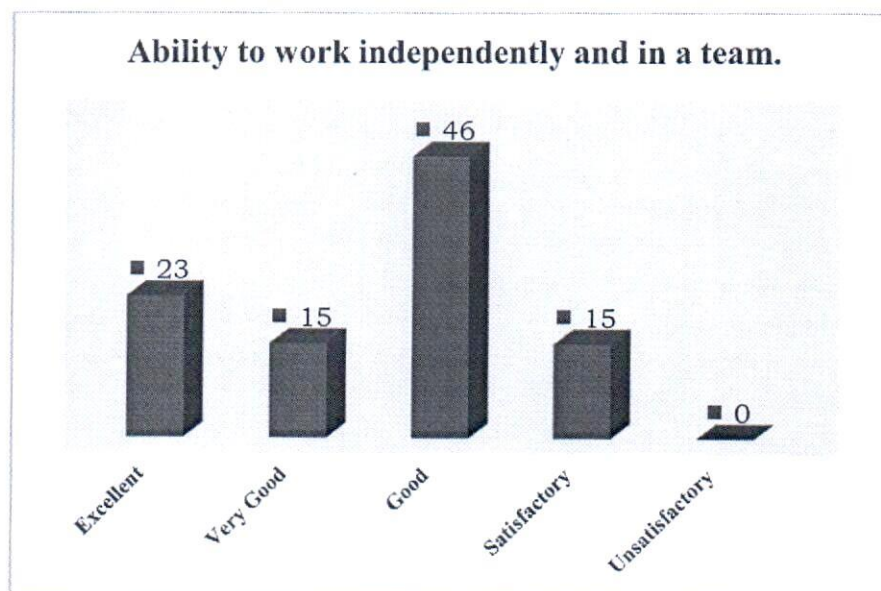


The overall sentiment is largely positive, with most respondents rating the individual as "Good" or better. However, the presence of one "Unsatisfactory" rating indicates that some aspects of professional behaviour or initiative might need attention.



**Ability to work independently and in a team.**

Response	Percentage	Respondents
Excellent	23	3
Very Good	15	2
Good	46	6
Satisfactory	15	2
Unsatisfactory	0	0
Total	100	13



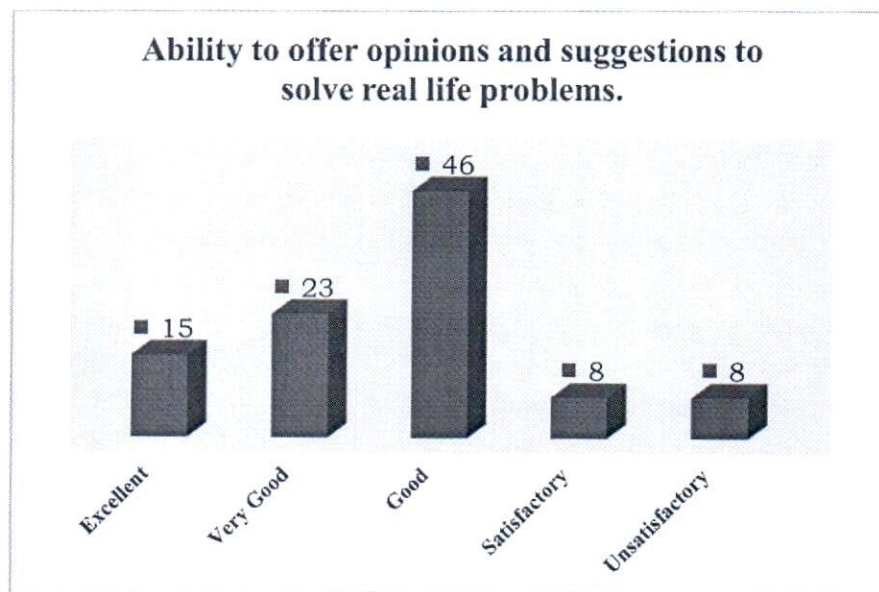
Most respondents (84%) feel positive about their ability to work both independently and in teams, with 69% rating it as "Good" or higher. No one feels their ability is unsatisfactory, suggesting overall competence. However, there is still room for improvement, especially for the 15% who rated it "Satisfactory."





**Ability to offer opinions and suggestions to solve real life problems.**

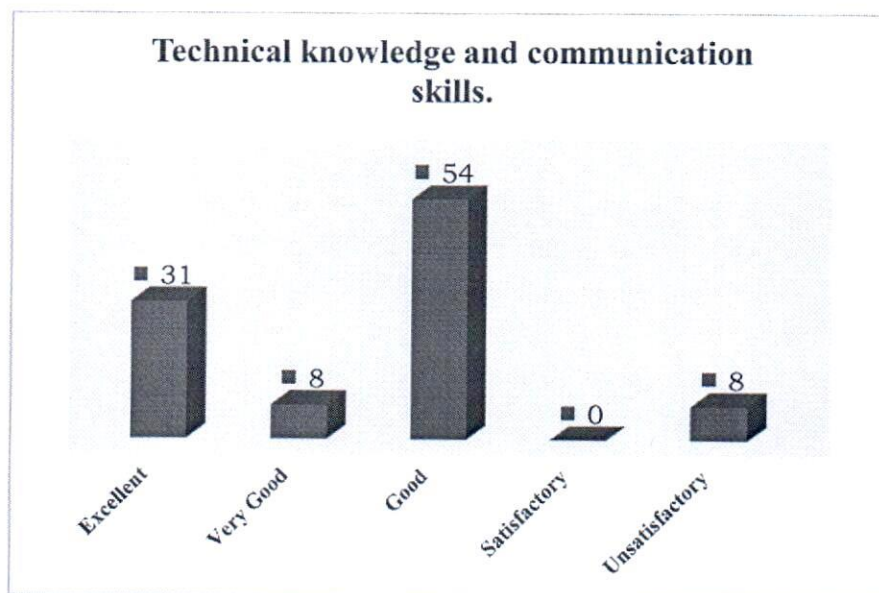
Response	Percentage	Respondents
Excellent	15	2
Very Good	23	3
Good	46	6
Satisfactory	8	1
Unsatisfactory	8	1
Total	100	13



Overall, the ability to offer opinions and suggestions to solve real-life problems is seen as a strength for most respondents. However, there's room for improvement among a few individuals who may benefit from additional support or training.

### Technical knowledge and communication skills.

Response	Percentage	Respondents
Excellent	31	4
Very Good	8	1
Good	54	7
Satisfactory	0	0
Unsatisfactory	8	1
Total	100	13



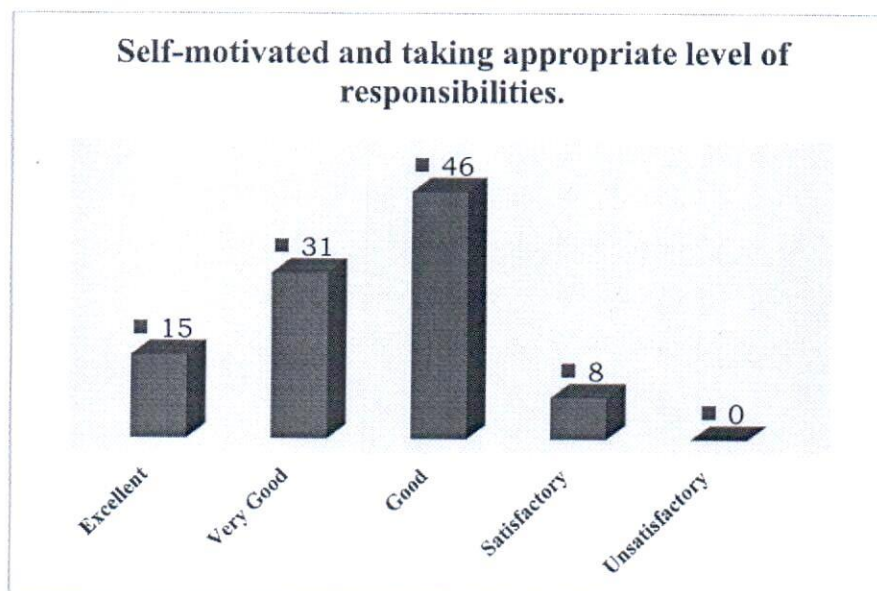
Most respondents seem to be confident in their technical and communication skills, with most indicating either a Good or Excellent level of competence. This is a positive sign of overall skill proficiency.





**Self-motivated and taking appropriate level of responsibilities.**

Response	Percentage	Respondents
Excellent	15	2
Very Good	31	4
Good	46	6
Satisfactory	8	1
Unsatisfactory	0	0
Total	100	13

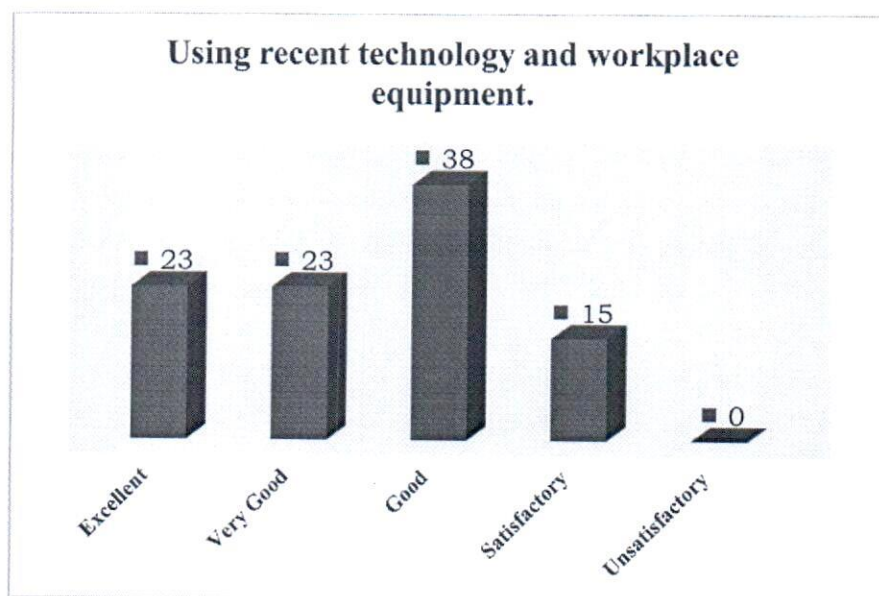


Most respondents (92%) rated self-motivation and responsibility as either "Excellent," "Very Good," or "Good." This suggests that most individuals feel confident about their ability to take appropriate responsibility and motivate themselves.



### Using recent technology and workplace equipment.

Response	Percentage	Respondents
Excellent	23	3
Very Good	23	3
Good	38	5
Satisfactory	15	2
Unsatisfactory	0	0
Total	100	13



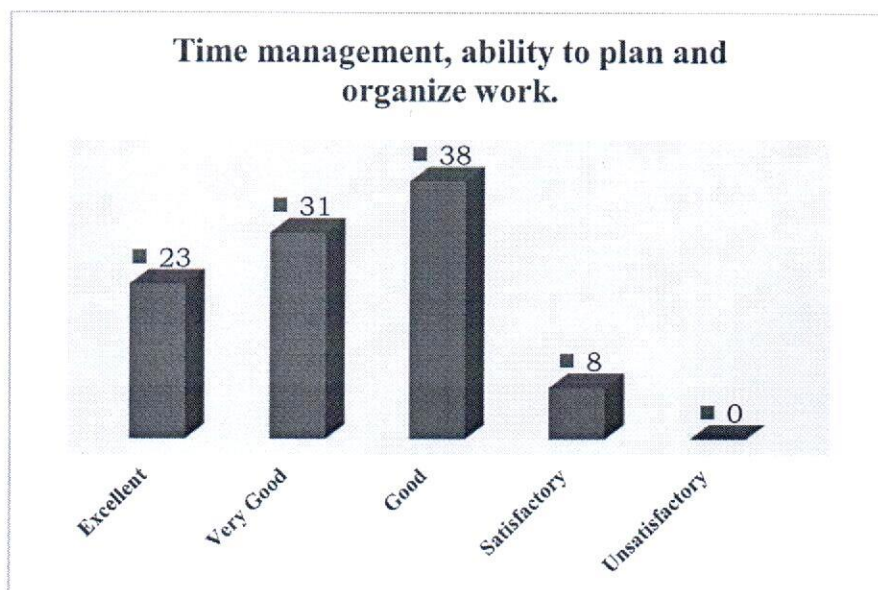
The survey indicates a mostly positive reception of the recent technology and workplace equipment. While there are a few respondents who rated it as only Satisfactory, there is no outright dissatisfaction, suggesting that the technology in place is functioning well overall.





**Time management, ability to plan and organize work.**

Response	Percentage	Respondents
Excellent	23	3
Very Good	31	4
Good	38	5
Satisfactory	8	1
Unsatisfactory	0	0
Total	100	13



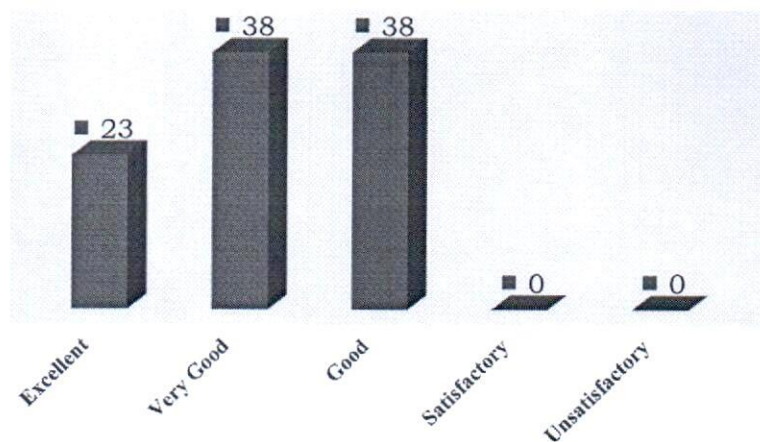
A significant 92% of respondents rated the time management and organizational skills as either "Excellent," "Very Good," or "Good."



**Relationship with seniors/ peers/ subordinates and involvement in social activities.**

Response	Percentage	Respondents
Excellent	23	3
Very Good	38	5
Good	38	5
Satisfactory	0	0
Unsatisfactory	0	0
Total	100	13

**Relationship with seniors/ peers/ subordinates and involvement in social activities.**



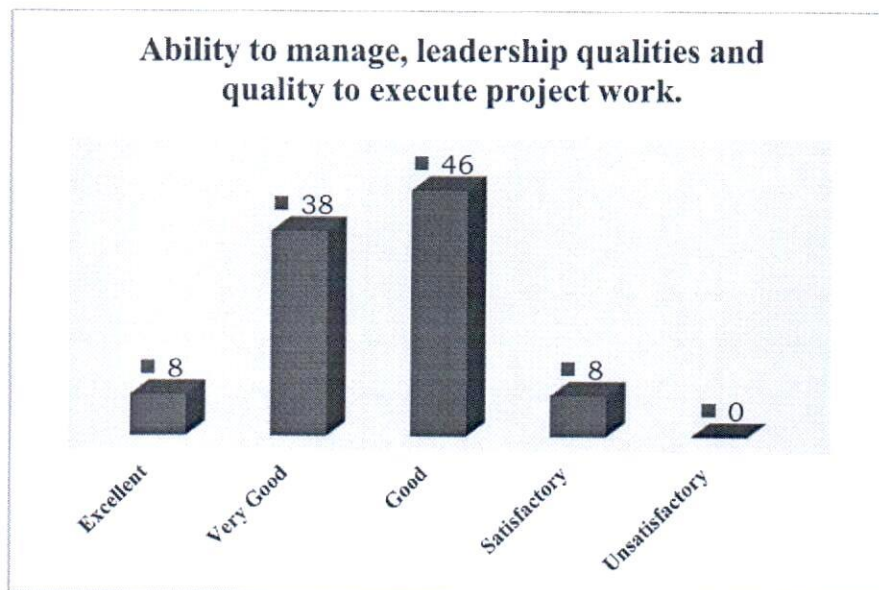
This suggests that most individuals (76%) have positive relationships (Very Good or Good) with their seniors, peers, subordinates, and are involved in social activities. No one reported a satisfactory or unsatisfactory relationship, indicating generally favourable perceptions in this area.





**Ability to manage, leadership qualities and quality to execute project work.**

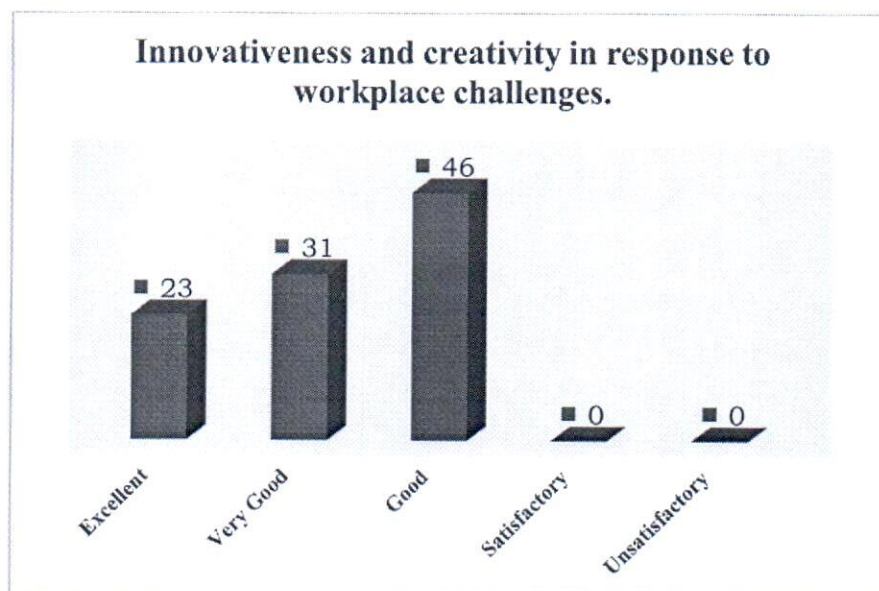
Response	Percentage	Respondents
Excellent	8	1
Very Good	38	5
Good	46	6
Satisfactory	8	1
Unsatisfactory	0	0
Total	100	13



Most individuals (84%) have a positive view on their management and leadership abilities, with 38% rating them as "Very Good" and 46% as "Good."

### **Innovativeness and creativity in response to workplace challenges.**

Response	Percentage	Respondents
Excellent	23	3
Very Good	31	4
Good	46	6
Satisfactory	0	0
Unsatisfactory	0	0
Total	100	13

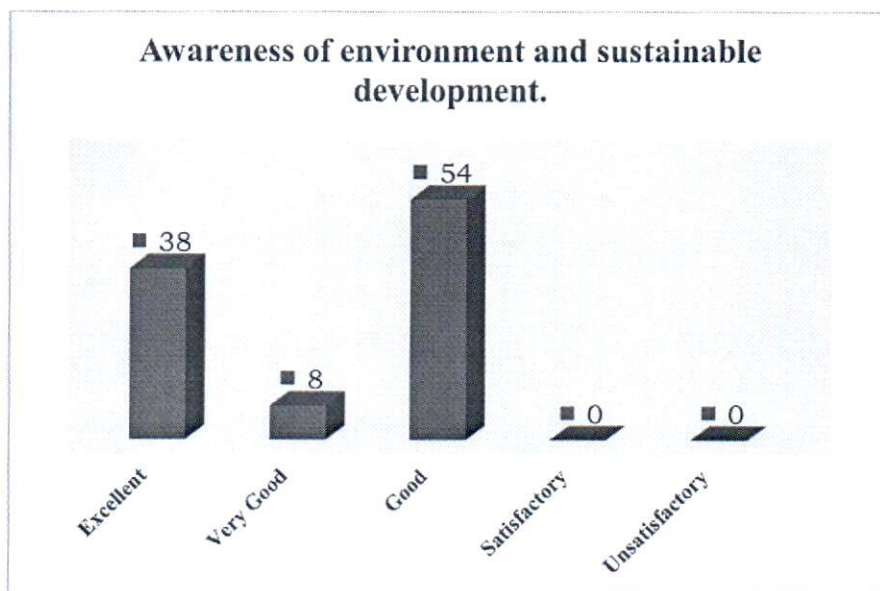


The overall perception is positive, with all of respondents rating the innovativeness and creativity as "Excellent," "Very Good," or "Good." This suggests that the approach to handling workplace challenges is generally seen as effective, creative, and innovative, with room for improvement to reach excellence.



#### Awareness of environment and sustainable development.

Response	Percentage	Respondents
Excellent	38	5
Very Good	8	1
Good	54	7
Satisfactory	0	0
Unsatisfactory	0	0
Total	100	13

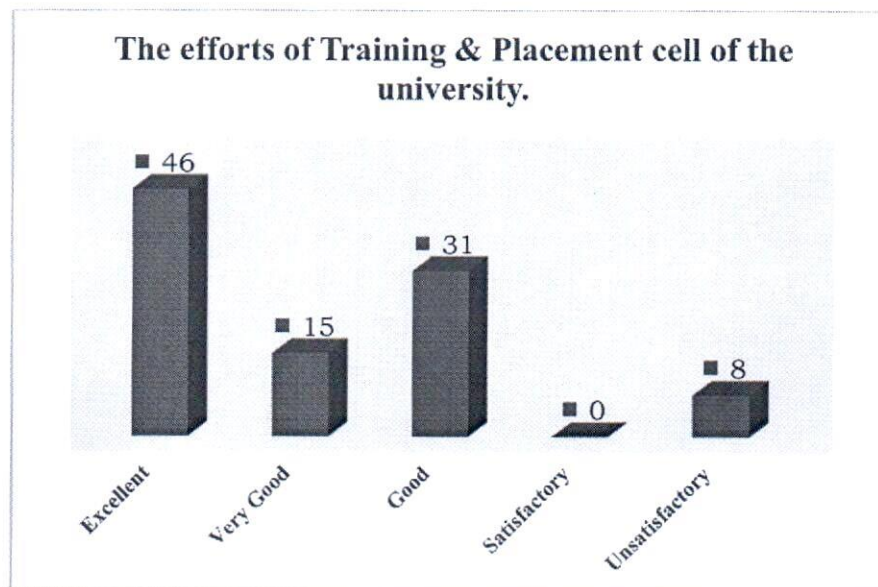


Overall, most respondents feel they have a "Good" or "Excellent" awareness of environmental and sustainable development issues, with no one rating their understanding as poor or satisfactory.



**The efforts of Training & Placement cell of the university.**

Response	Percentage	Respondents
Excellent	46	6
Very Good	15	2
Good	31	4
Satisfactory	0	0
Unsatisfactory	8	1
<b>Total</b>	<b>100</b>	<b>13</b>



The overall sentiment is positive, with a strong proportion of respondents satisfied with the T&P cell's efforts.

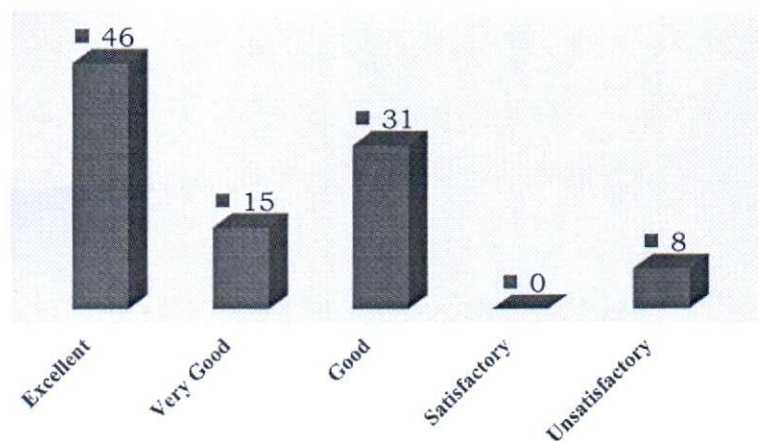




**The conduct of the staff of the university during your visit and interactions.**

Response	Percentage	Respondents
Excellent	46	6
Very Good	15	2
Good	31	4
Satisfactory	0	0
Unsatisfactory	8	1
Total	100	13

**The conduct of the staff of the university during your visit and interactions.**



The feedback is largely positive, with most respondents rating the conduct as excellent or very good. Only one respondent found the staff's conduct unsatisfactory. This suggests that while most had a favourable experience, there's still room for improvement based on the feedback from the respondent who rated it unsatisfactory.

